

#NHLSTATS PACK: 2024 FIRST ROUND RECAP



Ten things you need to know about the opening round of the 2024 Stanley Cup Playoffs:

1. Nearly every game in the First Round of the 2024 Stanley Cup Playoffs was decided by a one-goal margin or two-plus including at least one empty-netter (89%; 39 of 44 GP), by far the highest such percentage in an opening round since it became a best-of-seven in 1987.

HIGHEST % OF CLOSE PLAYOFF GAMES IN AN OPENING ROUND

SINCE 1987

STANLEY CUP PLAYOFFS 2024

SERIES	TOTAL GAMES	CLOSE GAMES	% OF CLOSE GAMES
2024 R1	44	39	89%
2017 R1	42	35	83%
2012 CQF	48	39	81%
2021 R1	48	38	79%
2016 R1	48	38	79%
2015 R1	47	37	79%
2014 R1	48	37	77%
2023 R1	50	38	76%
2022 R1	51	39	76%
2001 CQF	44	32	73%
2000 CQF	41	30	73%



#NHLSTATS

^Close games are characterized by a one-goal margin or two-plus including an empty netter


2. Teams were either tied or separated by one goal for 96% of playing time over the final eight games of the First Round (460:48 of 481:54 from NSH-VAN Game 5 onward). Dallas, the No. 1-ranked team in the Western Conference, advanced despite holding a multi-goal lead for less than seven minutes over the course of its seven-game series against last year's Stanley Cup champions. They became the sixth team in NHL history to *win a seven-game series despite leading by multiple goals for 10 minutes or less*, following Vancouver (1:58 in [2007 CQF vs. DAL](#)), Washington (2:54 in [2012 CQF vs. BOS](#)), Toronto (7:57 in [1945 SCF vs. DET](#)), New Jersey (8:33 in [1994 CQF vs. BUF](#)) and St. Louis (8:57 in [1968 SF vs. MNS](#)).

TIME SPENT LEADING OR WITHIN ONE GOAL

2024 FIRST ROUND

STANLEY CUP PLAYOFFS 2024

TEAM	WITHIN 1	LEADING	LEADING 2+
BRUINS	355:39 (84%)	139:38 (33%)	66:29 (16%)
HURRICANES	238:48 (74%)	156:10 (49%)	51:38 (16%)
AVALANCHE	215:09 (72%)	113:52 (38%)	68:52 (23%)
STARS	389:55 (89%)	113:29 (26%)	6:37 (2%)
OILERS	176:19 (58%)	171:31 (57%)	113:23 (38%)
PANTHERS	247:04 (82%)	121:09 (40%)	23:05 (8%)
RANGERS	164:28 (63%)	163:35 (68%)	75:32 (31%)
CANUCKS	276:49 (78%)	65:48 (18%)	33:43 (9%)



#NHLSTATS

3. Oilers captain **Connor McDavid** (1-11—12 in 5 GP) led all players in the First Round with 12 points and became the [third player in NHL history](#) with 11 assists through five games in a postseason, joining **Wayne Gretzky** (13 in 1987) and **Bernie Federko** (11 in 1982).

ANOTHER PRODUCTIVE SERIES FOR McDAVID

Connor McDavid became the eighth player in NHL history with 10+ points in a series at least five times, joining Wayne Gretzky (21x), Mark Messier (8x), Denis Savard (7x), Mario Lemieux (6x), Joe Sakic (5x), Doug Gilmour (5x) & Peter Stastny (5x).

STANLEY CUP PLAYOFFS 2024

#NHLSTATS

4. The Avalanche, bolstered by active [five-game goal streaks to start the postseason](#) by both **Artturi Lehkonen** and **Valeri Nichushkin**, erupted for 28 goals against the Jets – tied for the [fourth-highest total in a five-game series in League history](#) – and became the fourth team in NHL history to score at least five times in each of its first five games from the start of a playoff year, following the 1985 Black Hawks (7 GP), 1994 Rangers (6 GP) and 1981 Islanders (5 GP).

MOST COMBINED GOALS IN A FIVE-GAME SERIES

STANLEY CUP PLAYOFFS HISTORY

STANLEY CUP PLAYOFFS 2024			
WINNING TEAM	LOSING TEAM	SERIES	GOALS
OILERS	KINGS	1987 DSF	52
KINGS	OILERS	1982 DSF	50
OILERS	FLAMES	1983 DF	48
FLAMES	KINGS	1988 DSF	48
OILERS	FLAMES	2022 R2	45
CANADIENS	ORIGINAL SENATORS	1919 NHLF	44
NORDIQUES	SABRES	1985 DSF	44
AVALANCHE	JETS	2024 R1	43





#NHLStats

5. The Bruins and Stars were the two clubs who skated to winner-take-all victories as the 2024 First Round became the fourth consecutive opening round to feature multiple Game 7s. This is the third stretch in NHL history with multiple Game 7s in the opening round for at least four straight postseasons, following a nine-year span from 2008 to 2016 and four-year stretch from 1989 to 1992.

STARS, BRUINS SNATCH GAME 7 WINS

Dallas became the 10th team to eliminate the reigning Stanley Cup champions in Game 7, while Boston and Toronto became the first teams ever to require Game 7 in four-plus consecutive playoff meetings.

STANLEY CUP PLAYOFFS 2024

#NHLStats

6. **Wyatt Johnston** (4-3—7 in 7 GP) helped the Stars rally back from a 2-0 series deficit to oust the Golden Knights in Game 7, guaranteeing a new Stanley Cup champion for the 23rd time in 25 seasons (from 1998-99 to

2023-24). The only teams to repeat in that span are the Penguins (2016 & 2017) and Lightning (2020 & 2021). The eight remaining teams have combined for only one of the past 12 Stanley Cup wins, with Colorado (2022) – the Stars’ next opponent – seeking its second Cup in three seasons.

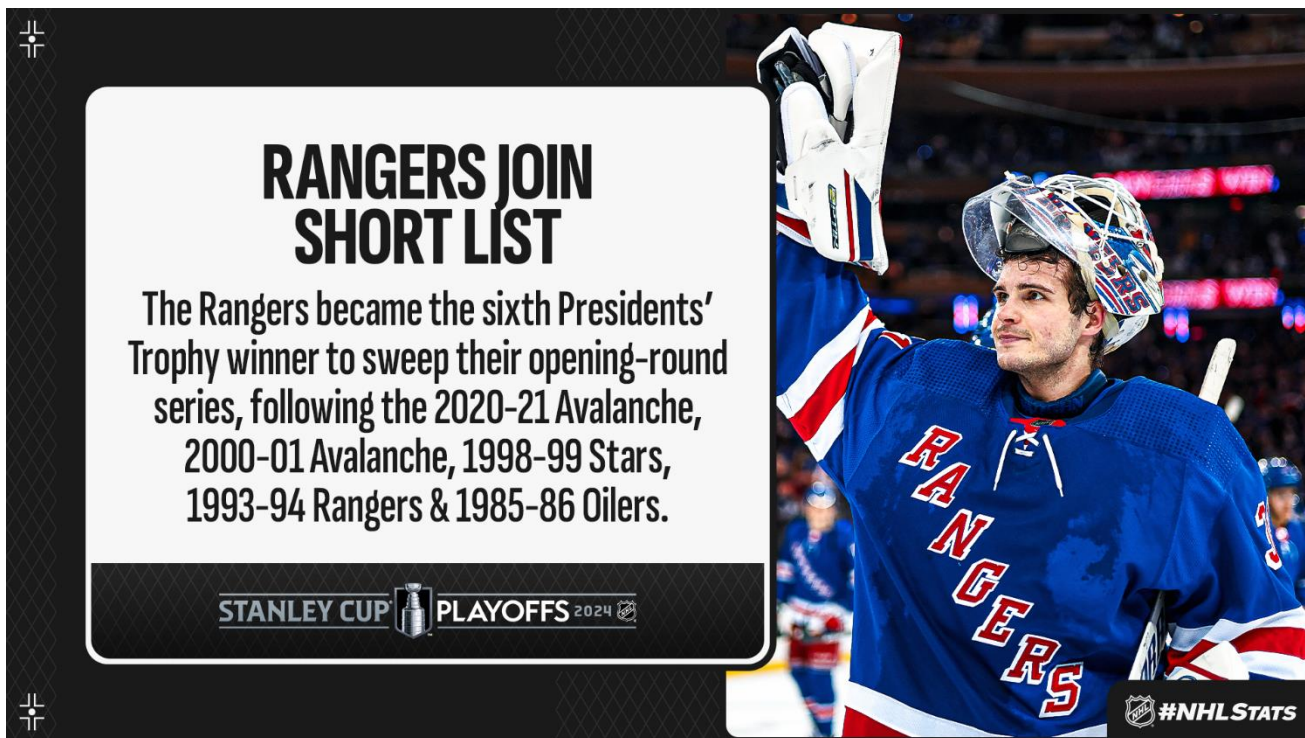
MOST POINTS IN A PLAYOFF SERIES AT AGE 20 OR YOUNGER

SINCE 1993-94

STANLEY CUP
PLAYOFFS 2024

PLAYER	TEAM	SERIES	POINTS
NATHAN MACKINNON	COL	2014 R1	10
MITCH MARNER	TOR	2018 R1	9
ROBBY FABBRI	STL	2016 R2	8
PATRICK KANE	CHI	2009 CSF	8
SIDNEY CROSBY	PIT	2008 CQF	8
WYATT JOHNSTON	DAL	2024 R1	7
DREW DOUGHTY	LAK	2010 CQF	7
SIDNEY CROSBY	PIT	2008 CF	7
SERGEI SAMSONOV	BOS	1998 CQF	7

7. **Igor Shesterkin** (4-0, 1.75 GAA, .931 SV%) and the Rangers trailed for just 3:21 during their showdown with the Capitals and became the sixth Presidents’ Trophy winner to sweep an opening-round series. New York was the only club to go 4-0 through the First Round (and added a fifth straight win to open the Second Round, hours before the First Round closed in Dallas), meaning four of five postseasons since 2020 have featured one or fewer sweeps in the First Round.



8. For the third straight First Round, **Carter Verhaeghe** scored an overtime goal (Game 2 in 2024, Game 6 in 2023 & Game 4 in 2022) as he became the [sixth player in NHL history](#) with five career overtime goals during the Stanley Cup Playoffs. Verhaeghe scored the winner against his former team after **Sergei Bobrovsky** submitted his [early entry for the postseason's best save](#).



9. Timely goals were common in the First Round for the [Hurricanes](#) (Game 2: 0:09 and Game 5: 0:08) and [Canucks](#) (Game 1: 0:12), who both set franchise records for [fastest two goals in the postseason](#) – with Carolina doing so twice. Another Eastern Conference team benefitted from a quick goal – **David Pastrnak** clinched the

Bruins series by scoring one of the [fastest Game 7 overtime goals](#) in Stanley Cup Playoffs history (1:54), trailing just **Martin Gelinás** (1:25 in 2004 CQF) and **Brad Park** (1:52 in 1983 DF).



QUICK GOALS GALORE

The Hurricanes (0:08 in Game 5 & 0:09 in Game 2) joined the Penguins (0:05 in Game 3 & 0:10 in Game 6 of 2018 R1) as the second team in Stanley Cup Playoffs history to score a pair of goals in a span of 10 seconds or less multiple times in a series.

STANLEY CUP PLAYOFFS 2024


#NHLSTATS

10. All eight teams that advanced to the Second Round of the 2024 Stanley Cup Playoffs finished among the top 10 in the overall NHL standings during the regular season – marking the fifth time in 44 seasons that has occurred (since 1980, the first with a 16-team playoff field) following 2022, 2011, 1996 and 1980. Additionally, four of the top five teams in each conference, based on regular-season standing points, advanced past the opening round for the fourth time in 40 years (also 2022, 2011 & 1996).

THE BEST OF THE BEST IN SECOND ROUND

The 2024 Second Round marks the third time in NHL history that all eight teams that advanced past the opening round had 100-plus points during the regular season (also 2018 & 2022).

STANLEY CUP  PLAYOFFS 2024 



 #NHLStats

 **STATS AND INFORMATION**

 @PR_NHL  @PR_NHL  #NHLStats