

2019-20 NHL SEASON

RETURN TO PLAY PLAN



RETURN TO PLAY PLAN

The Basics

- Health and Safety are Paramount
- Fans, Players want NHL to resume
- Guidance from Civil and Medical Authorities
- NHL-NHLPA Partnership & Cooperation
- Playoffs Competition, Tradition and Integrity



RETURN TO PLAY PLAN

The Basics

- 24 Clubs will resume play
 - Top 12 in each Conference by points percentage at Pause (March 12)
- 2019-20 Regular Season is now complete
- Each Conference is assigned to a Hub City with secure hotels, arena, practice facilities and in-market transportation



RETURN TO PLAY PLAN

The Basics

- Each team limited to 50 personnel in Hub City; small number of support staff permitted in Event Areas
- Comprehensive system of testing



RETURN TO PLAY PLAN

Phases 2 & 3

Phase 2

- Early June: Clubs return to home facilities for voluntary, small-group, on- and off-ice training

Phase 3

- Formal training camp (no earlier than first half of July)



RETURN TO PLAY PLAN

Phase 4

Phase 4

- Clubs in two Hub Cities for Conference-based Round-Robins, Qualifying Rounds and Stanley Cup Playoffs (timing and sites TBD)



RETURN TO PLAY PLAN

Phase 4

- Hub cities under consideration:
 - Chicago, IL
 - Columbus, OH
 - Dallas, TX
 - Edmonton, AB
 - Las Vegas, NV
 - Los Angeles, CA
 - Minneapolis/St. Paul, MN
 - Pittsburgh, PA
 - Toronto, ON
 - Vancouver, BC



RETURN TO PLAY PLAN

Phase 4

- In each Conference, seeded by points percentage:
 - Round Robin: Top 4 teams play for First Round seeding (regular season overtime)
 - Qualifying Round: Remaining 8 teams play best-of-5 series to advance to First Round (playoff overtime)





RETURN TO PLAY PLAN

Stanley Cup Playoffs

- Conference-based Playoffs: Bracket Format or each round determined by seeding
- Qualifying Round winners play top seeds in First Round
- First Round, Second Round: Best-of-5 or Best-of-7
- Conference Finals, Stanley Cup Final: Best-of-7















CITY 1

TEAM	CONFERENCE RANK	P%
 BOSTON	1	.714
 TAMPA BAY	2	.657
 WASHINGTON	3	.652
 PHILADELPHIA	4	.645
 PITTSBURGH	5	.623
 CAROLINA	6	.596
 NY ISLANDERS	7	.588
 TORONTO	8	.579
 COLUMBUS	9	.579
 FLORIDA	10	.565
 NY RANGERS	11	.564
 MONTRÉAL	12	.500



CITY 2

TEAM	CONFERENCE RANK	P%
 ST. LOUIS	1	.662
 COLORADO	2	.657
 VEGAS	3	.606
 DALLAS	4	.594
 EDMONTON	5	.585
 NASHVILLE	6	.565
 VANCOUVER	7	.565
 CALGARY	8	.564
 WINNIPEG	9	.563
 MINNESOTA	10	.558
 ARIZONA	11	.529
 CHICAGO	12	.514



RETURN TO PLAY PLAN

Eastern Conference

ROUND ROBIN FOR SEEDING

1



BOSTON

2



TAMPA BAY

3



WASHINGTON

4



PHILADELPHIA



RETURN TO PLAY PLAN

Eastern Conference

BEST-OF-5 QUALIFYING ROUND

5



PITTSBURGH

vs

12



MONTRÉAL



RETURN TO PLAY PLAN

Eastern Conference

BEST-OF-5 QUALIFYING ROUND

5



PITTSBURGH

vs

12



MONTRÉAL

6



CAROLINA

vs

11



NY RANGERS



RETURN TO PLAY PLAN

Eastern Conference

BEST-OF-5 QUALIFYING ROUND

5



PITTSBURGH

vs

12



MONTRÉAL

6



CAROLINA

vs

11



NY RANGERS

7



NY ISLANDERS

vs

10



FLORIDA



RETURN TO PLAY PLAN

Eastern Conference

BEST-OF-5 QUALIFYING ROUND

5



PITTSBURGH

vs

12



MONTRÉAL

6



CAROLINA

vs

11



NY RANGERS

7



NY ISLANDERS

vs

10



FLORIDA

8



TORONTO

vs

9



COLUMBUS



RETURN TO PLAY PLAN

Western Conference

ROUND ROBIN FOR SEEDING

1



ST. LOUIS

2



COLORADO

3



VEGAS

4



DALLAS



RETURN TO PLAY PLAN

Western Conference

BEST-OF-5 QUALIFYING ROUND

5



EDMONTON

VS

12



CHICAGO



RETURN TO PLAY PLAN

Western Conference

BEST-OF-5 QUALIFYING ROUND

5



EDMONTON

vs

12



CHICAGO

6



NASHVILLE

vs

11



ARIZONA



RETURN TO PLAY PLAN

Western Conference

BEST-OF-5 QUALIFYING ROUND

5



EDMONTON

vs

12



CHICAGO

6



NASHVILLE

vs

11



ARIZONA

7



VANCOUVER

vs

10



MINNESOTA



RETURN TO PLAY PLAN

Western Conference

BEST-OF-5 QUALIFYING ROUND

5



EDMONTON

vs

12



CHICAGO

6



NASHVILLE

vs

11



ARIZONA

7



VANCOUVER

vs

10



MINNESOTA

8



CALGARY

vs

9



WINNIPEG



RETURN TO PLAY PLAN

2020 NHL Draft Lottery

- Possible Two Phases:
 - Pre-Qualifying Round
 - Post-Qualifying Round (if necessary)
- 15 Clubs eligible to win first three overall selections
 - 7 Clubs that do not resume play
 - 8 Clubs eliminated in Qualifying Round



RETURN TO PLAY PLAN

2020 NHL Draft Lottery

Phase 1 (June 26)

- Before Qualifying Round
 - First Draw determines First Overall Pick
 - Second Draw determines Second Overall Pick
 - Third Draw determines Third Overall Pick
- If a Draw is won by a non-resuming Club, it receives that pick
- No Phase 2 if all Draws are won by non-resuming Clubs



RETURN TO PLAY PLAN

2020 NHL Draft Lottery

Phase 2








- Between Qualifying Round & First Round
- Any Phase 1 Draw not won by a non-resuming Club will be conducted among Clubs eliminated in Qualifying Round
- Once the top three picks are determined, remaining Clubs will be slotted in reverse order of 2019-20 points percentage



PHASE 1

* From San Jose (.450 P%)

** Tiebreak: Regulation/OT W%

NON-QUALIFYING ROUND CLUBS		P%	ODDS
1	 DETROIT	.275	18.5%
2	 OTTAWA	.437	13.5%
3	 OTTAWA*	.437	11.5%
4	 LOS ANGELES	.457	9.5%
5	 ANAHEIM	.472	8.5%
6	 NEW JERSEY	.493**	7.5%
7	 BUFFALO	.493**	6.5%
8	TEAM A	N/A	6.0%
9	TEAM B	N/A	5.0%
10	TEAM C	N/A	3.5%
11	TEAM D	N/A	3.0%
12	TEAM E	N/A	2.5%
13	TEAM F	N/A	2.0%
14	TEAM G	N/A	1.5%
15	TEAM H	N/A	1.0%



PHASE 2

QUALIFYING ROUND CLUBS FAILING TO ADVANCE	ODDS
TEAM A	12.5%
TEAM B	12.5%
TEAM C	12.5%
TEAM D	12.5%
TEAM E	12.5%
TEAM F	12.5%
TEAM G	12.5%
TEAM H	12.5%