



INTERACTIVE INFORMATION GUIDE

TABLE OF CONTENTS

Rosters Current as of Jan. 30

2024 NHL All-Star Weekend

Overview of Events / Broadcast Details	3
Returning to Toronto, Home of the Inaugural Event	3
Quick Clicks.....	3
Participants by NHL Team	4
Headshots, Bios and NHL All-Star Experience.....	5
Head Coaches	16
By the Numbers	18
Format	20

NHL All-Star Game History

Year-by-Year Results and Hosts	21
MVPs.....	23
3-on-3 Format Team Records (2016-23)	24
3-on-3 Format Skater Records (2016-23).....	25
3-on-3 Format Goaltender Records (2016-23)	26
3-on-3 Format Head Coach Records (2016-23)	27
All-Time Register for Skaters	28
All-Time Register for Goaltenders.....	42
All-Time Register for Head Coaches	45
All-Time Game-by-Game Scoring Summaries.....	47

2024 NHL All-Star Skills presented by DraftKings Sportsbook

Participants.....	98
Format	98
Event Descriptions	99
All-Time Winners	101

NHL All-Star Thursday

Overview	106
Tim Hortons NHL All-Star Player Draft (Including History of Player Draft)	107
Canadian Tire PWHL 3-on-3 Showcase	109



Thursday, Feb. 1 – 6 p.m. ET – NHL All-Star Thursday

- * Tim Hortons NHL All-Star Player Draft (SN, TVAS, ESPN2)
- * NHL Alumni Keith Magnuson Man of the Year celebrating 1967 Toronto Maple Leafs (SN)
- * Canadian Tire PWHL 3-on-3 Showcase (SN, ESPN+)

Friday, Feb. 2 – 7 p.m. ET – 2024 NHL All-Star Skills presented by DraftKings Sportsbook
(SN, TVAS, ESPN, ESPN+)

Saturday, Feb. 3 – 3 p.m. ET – 2024 Rogers (Canada) / Honda (U.S.) NHL All-Star Game
(SN, CBC, TVAS, ABC, ESPN+)

* Toronto will host NHL All-Star Game for the first time since 2000, ninth time overall and third time in the NHL’s expansion era (since 1967-68). The city hosted the first official NHL All-Star Game in 1947 and held two benefit games involving teams of NHL All-Stars before the inaugural event 76 years ago.

* The roots of the NHL All-Star Game were formed 90 years ago in Toronto, where the Maple Leafs hosted the ‘All-Star’ game on Feb. 14, 1934, as a fundraiser for forward **Ace Bailey**, who suffered a career-ending injury during the 1933-34 season. The game raised more than \$23,000 and included 22 members of the Hockey Hall of Fame. Another benefit game was held in the city before the 1939-40 season, with all proceeds going to the family of **Babe Siebert**, who drowned in 1939.

* The next time All-Stars gathered was for the first official NHL All-Star Game, held in Toronto on Oct. 13, 1947, pitting the reigning Stanley Cup champion Maple Leafs against All-Stars from the five other teams. It was the first of six times the city hosted the event during the Original Six era, including in 1962 when Maple Leafs forward **Eddie Shack** received the first All-Star MVP award.

* Toronto also hosted the first All-Star of the NHL’s expansion era, during the 1967-68 season when **Bobby Orr** made his debut at the event. The showcase landed in the city again 32 years later, when the 50th official NHL All-Star Game was held in 2000 – it was at this All-Star Game that the League retired **Wayne Gretzky’s** No. 99.

* * * * *



- * [All-Star Weekend Hub](#)
- * [#NHLStats Pack](#)
- * [Media Schedule of Events](#) (requires access to [Media.NHL.com](#))
- * [Jerseys](#)
- * [Celebrity Captains](#)
- * Entertainment: [Friday](#) / [Saturday](#) / [More](#)
- * [Hyundai NHL Fan Fair](#)
- * [NHL Mascot Showdown](#)
- * [EA SPORTS NHL All-Star Open Final](#)
- * [Community Events](#)

PARTICIPANTS BY NHL TEAM

Anaheim Ducks (1)

F Frank Vatrano

Arizona Coyotes (1)

F Clayton Keller

Boston Bruins (2)

F David Pastrnak
G Jeremy Swayman*

Buffalo Sabres (1)

D Rasmus Dahlin

Calgary Flames (1)

F Elias Lindholm

Carolina Hurricanes (1)

F Sebastian Aho

Chicago Blackhawks (0)

Colorado Avalanche (3)

G Alexandar Georgiev*
F Nathan MacKinnon[©]
D Cale Makar*

Columbus Blue Jackets (1)

F Boone Jenner

Dallas Stars (1)

G Jake Oettinger

Detroit Red Wings (1)

F Alex DeBrincat

Edmonton Oilers (2)

F Leon Draisaitl*
F Connor McDavid[©]

Florida Panthers (2)

G Sergei Bobrovsky*
F Sam Reinhart

Los Angeles Kings (1)

G Cam Talbot

Minnesota Wild (1)

F Kirill Kaprizov

Montreal Canadiens (1)

F Nick Suzuki

Nashville Predators (1)

F Filip Forsberg

New Jersey Devils (1)

F Jesper Bratt^β

New York Islanders (1)

F Mathew Barzal

New York Rangers (1)

G Igor Shesterkin
F Vincent Trocheck[^]

Ottawa Senators (1)

F Brady Tkachuk

Philadelphia Flyers (1)

F Travis Konecny

Pittsburgh Penguins (1)

F Sidney Crosby

San Jose Sharks (1)

F Tomas Hertl

Seattle Kraken (1)

F Oliver Bjorkstrand

St. Louis Blues (1)

F Robert Thomas

Tampa Bay Lightning (1)

F Nikita Kucherov

Toronto Maple Leafs (4)

F Mitchell Marner*
F Auston Matthews[©]
F William Nylander*
D Morgan Rielly*

Vancouver Canucks (5)

F Brock Boeser*
G Thatcher Demko*
D Quinn Hughes*
F J.T. Miller*
F Elias Pettersson*

Vegas Golden Knights (0)

Washington Capitals (1)

F Tom Wilson

Winnipeg Jets (2)

F Kyle Connor[^]
G Connor Hellebuyck

[©] Captain

[¥] Co-Captain (along with NJD F Jack Hughes, who will be attending but not playing)

* Selected via 2024 NHL All-Star Fan Vote presented by MassMutual

[^] Replaced injured CHI F Connor Bedard and injured VGK F Jack Eichel

^β Replaced injured NJD F Jack Hughes

HEADSHOTS, BIOS AND NHL ALL-STAR EXPERIENCE



#20, [Sebastian Aho](#), F, Carolina Hurricanes (3rd All-Star Game Appearance)

* Aho (also 2022 and 2019) is set to join **Eric Staal** (4x), **Justin Faulk** (3x) and **Ron Francis** (3x) as the fourth three-time All-Star in Hurricanes/Whalers history.

* In 2022, Aho won the Accuracy Shooting event, marking the second consecutive time a Carolina skater won the competition (following **Jacob Slavin** in 2020).

* Aho ranks among the top five in franchise history for career goals, assists and points (hitting the 500-point milestone earlier this season) and is on the verge of his eighth straight 20-goal campaign. He already is one of two players in franchise history to begin his NHL career with seven consecutive 20-goal seasons, after Francis (who reached the milestone in each of his first 10 seasons with the Whalers).



#13, [Mathew Barzal](#), F, New York Islanders (3rd All-Star Game Appearance)

* Barzal is set to become the seventh three-time All-Star in Islanders history and first since **John Tavares** (5x). The others: **Denis Potvin** (9x), **Mike Bossy** (7x), **Bryan Trottier** (7x), **Pat LaFontaine** (4x) and **Ed Westfall** (3x).

* Barzal (2-3—5) and **Sidney Crosby** (2-3—5) each collected five points in the 2019 All-Star Game final, which is tied with **Matthew Tkachuk** (3-2—5 in 2023 SF) for the highest single-game total recorded under the 3-on-3 format.

* Barzal won the Fastest Skater event in 2020, clocking a time of 13.175 seconds for his full lap around the rink to edge runner-up and two-time reigning champion **Connor McDavid** (13.215 seconds).



#22, [Oliver Bjorkstrand](#), F, Seattle Kraken (1st All-Star Game Appearance)

* Bjorkstrand is set to become the second Kraken player to represent the team in an All-Star Game, following **Jordan Eberle** in 2022. **Matty Beniers** was named to the Pacific Division team last year – part of his Calder Memorial Trophy-winning season – but missed the game due to injury.

* Bjorkstrand also will become the third Danish-born player to appear in an All-Star Game, after **Frederik Andersen** (2022 and 2020) and **Frans Nielsen** (2017). All three hail from Herning, Denmark.




#72, [Sergei Bobrovsky](#), G, Florida Panthers (2nd All-Star Game Appearance)

* Bobrovsky made his only other All-Star Game appearance in 2017 as a member of the Blue Jackets, playing a pivotal role in helping the Metropolitan Division win the tournament. He is one of 13 goaltenders with a 3-on-3 All-Star title and the only one of that group named to the 2024 roster.

* Bobrovsky will become the fourth different Panthers goaltender to represent the team in an All-Star Game, following **Roberto Luongo** (2016, 2015 and 2004), **John Vanbiesbrouck** (1997, 1996 and 1994) and **Tomas Vokoun** (2008). The 35-year-old is set to become the third player to represent the franchise in an All-Star Game at age 35 or older, after **Jaromir Jagr** (age 43 in 2016) and Luongo (age 36 in 2016 and age 35 in 2015).

* So far this season, Bobrovsky has overtaken Vanbiesbrouck for second place on the franchise's all-time wins list and posted his 40th NHL shutout (Nov. 27) – all after helping Florida reach the Stanley Cup Final last spring.



#6, Brock Boeser, F, Vancouver Canucks (2nd All-Star Game Appearance)

* Boeser made his All-Star Game debut in 2018 at age 20 and joined **Mario Lemieux** (in 1985) as the second rookie in NHL history to receive MVP honors at the event. He and Lemieux (age 19 in 1985) are the only players to win the award before their 22nd birthday.

* Boeser opened the 2023-24 season by matching the franchise record for goals in a game with four – the first four-goal performance by a Canucks player in nearly 20 years. He is on pace to shatter career highs for goals and points, while also on track to become the third different player in franchise history to score 50 goals in a campaign (and first since **Pavel Bure** in 1997-98).

* Boeser's six-year gap between All-Star appearances is set to tie **Bo Horvat** (2023 and 2017) for the longest by a Canucks player. Boeser is the only Vancouver player to be named All-Star MVP.



#63, Jesper Bratt, F, New Jersey Devils (1st All-Star Game Appearance)

* Bratt will join **Cam Atkinson** (2019 and 2017), **Joe Pavelski** (2022, 2019, 2017 and 2016), **Mark Stone** (2022) and **Linus Ullmark** (2023) as the only active players drafted in the sixth round or later to play in an All-Star Game.

* Earlier this season, Bratt (423 GP) became the fourth-fastest player in franchise history to record 200 career assists. Only **Scott Gomez** (351 GP), **Kirk Muller** (355 GP) and **Brian Rafalski** (421 GP) have required fewer contests.

* Bratt (19-31—50 in 47 GP) is on pace for 33 goals and 87 points, which would mark career highs in both categories.




#81, Kyle Connor, F, Winnipeg Jets (2nd All-Star Game Appearance)

* Connor is set to become the fifth player in Jets *team* history to skate in the All-Star Game multiple times, joining **Connor Hellebuyck** (4x, including 2024), **Dustin Byfuglien** (2x), **Mark Scheifele** (2x) and **Blake Wheeler** (2x).

* Despite missing 16 games due to injury, Connor is looking to record his second 40-goal season and can become the first player with multiple such campaigns for the current Jets *team* – and just the second in Jets/Thrashers history with as many (**Ilya Kovalchuk**: 5). Connor's five career 30-goal seasons rank second in franchise history behind Kovalchuk (7).

* Connor ranks in the top 10 in goals, assists and points in Jets/Thrashers history and is tracking to become the fourth player from the franchise to record seven consecutive 20-goal seasons.



#87, Sidney Crosby, F, Pittsburgh Penguins (6th All-Star Game Appearance)

* Crosby will become the fourth Penguins player to skate in the All-Star Game at least six times; only **Mario Lemieux** (10x), **Jaromir Jagr** (6x) and **Kris Letang** (6x) have done so thus far.

* Crosby was named All-Star Game MVP in 2019 after compiling 4-4—8 across two games to lead the Metropolitan Division to its second title under the 3-on-3 format.

* Crosby (8-7—15 in 6 GP) currently is tied with **Johnny Gaudreau** (8-7—15 in 9 GP) for the most points in the 3-on-3 All-Star Game format.

* Crosby (2-3—5) and **Mathew Barzal** (2-3—5) each collected five points in the 2019 All-Star Game final, which is tied with **Matthew Tkachuk** (3-2—5 in 2023 SF) for the highest single-game total recorded under the 3-on-3 format.



#26, [Rasmus Dahlin](#), D, Buffalo Sabres (3rd All-Star Game Appearance)

* Dahlin (2023 and 2022) is set to become the first defenseman in Sabres history to represent the team in three straight All-Star Games. He also will become the third Buffalo blueliner to play in the event at least three times overall, following **Mike Ramsey** (4x) and **Phil Housley** (3x).

* At age 23, Dahlin already ranks among the top six in franchise history for career goals, assists and points among defensemen.



#93, [Alex DeBrincat](#), F, Detroit Red Wings (2nd All-Star Game Appearance)

* DeBrincat is set to become the fifth Red Wings player in the past 30 years to represent the team in an All-Star Game during his first season with the franchise. He will join **Frans Nielsen** (2017), **Dylan Larkin** (2016), **Dominik Hasek** (2002) and **Brendan Shanahan** (1997).

* DeBrincat (Farmington Hills, Mich.) will join Larkin (Waterford, Mich.) as the second Michigan-born player to represent the Red Wings *on an NHL All-Star team*.



#35, [Thatcher Demko](#), G, Vancouver Canucks (2nd All-Star Game Appearance)

* Demko (also 2022) is set to become the third Canucks goaltender to make multiple All-Star Game appearances, following **Roberto Luongo** (2009 and 2007) and **Kirk McLean** (1992 and 1990).

* Demko (San Diego, Calif.) is the only California-born goaltender to appear in an All-Star Game. The only other California-born players of any position to skate in an All-Star Game are **Auston Matthews** (San Ramon, Calif.) and **Jason Robertson** (Arcadia, Calif.).

* Demko is the only goaltender in Canucks history to record each of his first 100 NHL wins with the team, hitting the mark in his 196th career game on Jan. 6. In his fifth season as an NHL regular, Demko could rank among the top three in franchise history for career wins by the end of 2023-24.



#29, [Leon Draisaitl](#), F, Edmonton Oilers (5th All-Star Game Appearance)

* Draisaitl, an assistant captain for Team McDavid, will become the eighth player to represent the Oilers in the All-Star Game at least five times, following **Wayne Gretzky** (8x), **Mark Messier** (8x), **Connor McDavid** (7x, including 2024), **Grant Fuhr** (6x), **Jari Kurri** (6x), **Kevin Lowe** (6x) and **Paul Coffey** (5x).

* Draisaitl (3-1—4 in 2020 SF) shares the Edmonton record for most points in an All-Star Game with McDavid (2018), **Doug Weight** (2001) and Gretzky (1983). Draisaitl accounts for one of nine hat tricks under the 3-on-3 format and one of two by the Oilers in All-Star Game history, after Gretzky's four-goal outing in 1983.

* Draisaitl is one of two German nationals to make multiple All-Star Games, alongside **Olie Kolzig** (2000 and 1998) – who was born in South Africa. He is one of six German-born players to skate in the event, following **Dany Heatley** (2009, 2007 and 2003), **Marco Sturm** (1999), **Uwe Krupp** (1991), **Willie Huber** (1983) and **Walt Tkaczuk** (1970).



#9, [Filip Forsberg](#), F, Nashville Predators (2nd All-Star Game Appearance)

* Forsberg is set to play in the All-Star Game for the first time since 2014-15, when he skated for Team Toews at the event in Columbus – the last time the player draft occurred. Forsberg, a rookie at the time, was assigned to Team Toews with the 35th and final pick that year after being named as an injury replacement.

* It has been nine seasons since Forsberg's first All-Star Game appearance. He will become the 10th player in League history to go at least that long from his first appearance to his next, and the third active to do so after **Sidney Crosby** (10; 1st in 2006-07, 2nd in 2016-17) and **Jordan Eberle** (10 seasons; 1st in 2011-12, 2nd in 2021-22).



#40, [Alexandar Georgiev](#), G, Colorado Avalanche (1st All-Star Game Appearance)

* Georgiev will become the first Colorado goaltender in more than 20 years to play in an All-Star Game and just the third in franchise history to skate in the event – **Patrick Roy** did so five times with the Avalanche (2003, 2002, 2001, 1998 and 1997), while **Mario Gosselin** represented the Nordiques in 1986.

* Georgiev (Ruse, Bulgaria) is the only Bulgarian-born player in NHL history. Only eight goaltenders born outside the "Big Six" (Canada, Czechia, Finland, Russia, Sweden and United States) have played in the All-Star Game: **Frederik Andersen** (Denmark; 2x), **Jaroslav Halak** (Slovakia; 1x), **Jonas Hiller** (Switzerland; 1x), **Cristobal Huet** (France; 1x), **Arturs Irbe** (Latvia; 2x), **Olie Kolzig** (South Africa; 2x), **Evgeni Nabokov** (Kazakhstan; 2x) and **Peter Sidorkiewicz** (Poland; 1x).

* Georgiev will follow in the footsteps of other undrafted netminders in recent years. There has been at least one undrafted goaltender in each of the past three All-Star Games: **Logan Thompson** (2023), **Cam Talbot** (2022) and **David Rittich** (2020).



#37, [Connor Hellebuyck](#), G, Winnipeg Jets (4th All-Star Game Appearance)

* Hellebuyck (2023, 2020 and 2018) is expected to set a new franchise benchmark for All-Star appearances among Jets/Thrashers players – he currently is tied with **Dustin Byfuglien** (3; 1 w/ ATL, 2 w/ WPG) and **Ilya Kovalchuk** (3, all w/ ATL).

* Hellebuyck is set to become the third goaltender to play at least four years under the 3-on-3 All-Star format, following **Braden Holtby** (5) and **Andrei Vasilevskiy** (5).

* Hellebuyck is the Jets/Thrashers leader in games played by a goaltender and has contested nearly half of the team's regular-season games since it relocated to Winnipeg in 2011-12. He also tops the franchise list for career wins and shutouts.



#48, [Tomas Hertl](#), F, San Jose Sharks (2nd All-Star Game Appearance)

* Hertl owns the record for the most goals in one game under the 3-on-3 All-Star format, setting the benchmark with 4-0—4 for the Pacific Division during the second semifinal in 2020. He also shares the record for the most goals in one year under the 3-on-3 format (5-0—5 in 2020).

* During his first All-Star appearance, Hertl donned a **Justin Bieber** mask for his shootout attempt on **Jordan Binnington** after the pop superstar accepted an offer from the Blues goaltender for a breakaway challenge just a few weeks before the event.

* Hertl (2013-14) is the third-longest serving current Sharks player behind **Marc-Edouard Vlasic** (2006-07) and **Logan Couture** (2009-10), and ranks among the top seven in franchise history for career goals, assists and points.



#43, [Quinn Hughes](#), D, Vancouver Canucks (2nd All-Star Game Appearance)

* Hughes, a co-captain this year, is set to make his second All-Star Game appearance following the 2020 event in St. Louis, where he tied the 3-on-3 record for points in a game by a defenseman (1-3—4 in SF). That year also saw Hughes become the second rookie blueliner to score a goal in an All-Star Game, following **Denis Potvin** (1974).

* Hughes (12-50—62 in 49 GP) has a four-point edge on fellow 2024 All-Star **Cale Makar** (12-46—58 in 44 GP) for the scoring lead among defensemen this season. Hughes was the fastest blueliner in franchise history to reach 60 points in a campaign, shattering the previous mark he set in 2022-23 (59 GP).

* Hughes is the fifth different defenseman in League history with 62 or more points before an All-Star or Olympic break, following **Paul Coffey** (8x; last: 1992-93), **Bobby Orr** (5x; last: 1974-75), **Erik Karlsson** (2022-23) and **Larry Robinson** (1985-86).



#38, [Boone Jenner](#), F, Columbus Blue Jackets (1st All-Star Game Appearance)

* Jenner is in his 11th season with the Blue Jackets – the most in franchise history – and on Nov. 18 became the all-time leader in games played for Columbus. He also ranks among the top three in franchise history for career goals and points.

* Jenner is in his third season as Blue Jackets captain, the seventh to wear the “C” in franchise history.



#97, [Kirill Kaprizov](#), F, Minnesota Wild (3rd All-Star Game Appearance)

* Kaprizov will become the first player in Wild history to skate in three consecutive All-Star Games and the second to appear in the event at least three times at any point, following goaltender **Devan Dubnyk** (3x; 2019, 2017 and 2016).

* Kaprizov is the only player in Wild history to record consecutive 40-goal seasons and in 2023-24 can match the franchise record for consecutive 30-goal campaigns.

* In his fourth NHL season, Kaprizov already ranks among the top five in Wild history for career goals and in the top 10 for career points. He also holds single-season franchise records for goals, assists and points (all set in 2021-22) and is the only Minnesota player to win the Calder Memorial Trophy (2020-21).



#9, [Clayton Keller](#), F, Arizona Coyotes (4th All-Star Game Appearance)

* Keller (Chesterfield, Mo.) is one of two Missouri-born players to skate in an All-Star Game, after five-time All-Star forward **Pat LaFontaine** (St. Louis, Mo.).

* Keller (2023, 2022 and 2019) is set to surpass **Teppo Numminen** (3x) and **Keith Tkachuk** (3x) for the most All-Star appearances by a Coyotes player (since 1996-97). He also will tie **Dale Hawerchuk** (4x) for the most All-Star Game appearances in Coyotes/Jets franchise history.

* Keller leads the Coyotes in scoring after pacing the team in each of the past two seasons and four of the last six. The only players to lead the Coyotes/Jets in points in three or more consecutive seasons are Hawerchuk (9 from 1981-82 to 1989-90), **Shane Doan** (7 from 2003-04 to 2010-11), **Jeremy Roenick** (3 from 1998-99 to 2000-01) and Tkachuk (3 from 1995-96 to 1997-98).



#11, [Travis Konecny](#), F, Philadelphia Flyers (2nd All-Star Game Appearance)

* Konecny notched three assists in his lone prior All-Star appearance, factoring on three of five goals for the Metropolitan Division in a semifinal loss in 2020. He is set to join **Claude Giroux** (7x) as the only Flyers players to skate in multiple All-Star Games since the team's last trip to the Stanley Cup Final in 2010.

* Konecny leads the Flyers in scoring after pacing the team in each of the past two seasons and three of the last four. The only players in Philadelphia history to top the team in points in three or more consecutive seasons are **Bobby Clarke** (6; 1970-71 to 1975-76) and Giroux (4; 2010-11 to 2013-14).

* Konecny is on pace to set career highs for goals and points in a season. He can become the first 40-goal scorer for the Flyers since **Jeff Carter** in 2008-09.



#86, [Nikita Kucherov](#), F, Tampa Bay Lightning (5th All-Star Game Appearance)

* Kucherov is set to tie teammate **Andrei Vasilevskiy** (5) for the third-most All-Star appearances by a Lightning player, behind **Steven Stamkos** (7) and **Martin St. Louis** (6).

* Kucherov scored the first hat trick under the 3-on-3 All-Star format, in front of his home fans in Tampa during the 2018 semifinal.

* Kucherov has seven career All-Star goals, all since 2016-17, which is the second-most under the 3-on-3 format (behind **Sidney Crosby** and **Johnny Gaudreau**, both w/ 8).



#28, [Elias Lindholm](#), F, Calgary Flames (1st All-Star Game Appearance)

* Lindholm is set to become the second Swedish player to represent the Flames in the All-Star Game, following **Kent Nilsson** in 1980 (while the franchise was based in Atlanta) and 1981.

* Lindholm has the most goals, points and game-winning goals among Flames player since 2018-19, his first season with the team. He can become the 15th player to record five 20-goal seasons with the franchise.



#29, [Nathan MacKinnon](#), F, Colorado Avalanche (5th All-Star Game Appearance)

* MacKinnon is set to play in his fifth career All-Star Game, following appearances in 2023, 2020, 2018 and 2017. He also attended the 2019 event in San Jose but did not participate in Skills or play in the 3-on-3 tournament due to injury. MacKinnon's absence from Skills led to one of the most memorable moments in the history of the Fastest Skater competition as he was replaced by **Kendall Coyne Schofield**, who became the first woman to participate in the event.

* MacKinnon, one of this year's captains, will become the sixth player in franchise history to play in at least five All-Star Games, following **Joe Sakic** (12), **Peter Stastny** (6), **Peter Forsberg** (5), **Michel Goulet** (5) and **Patrick Roy** (5). Sakic made seven of his 12 appearances from 1995-96 onward, the most by an Avalanche player (each of the five by Forsberg and Roy were since the team began play in Colorado).

* So far this season, MacKinnon has posted the third-longest point streak in franchise history (19 GP; tied) and become the first player since **Wayne Gretzky** (35 years ago) to record a home point streak of 20 or more games. MacKinnon also set a franchise record for points in a calendar month with 11-18—29 in December (15 GP).



#8, [Cale Makar](#), D, Colorado Avalanche (3rd All-Star Game Appearance)

* Makar (2023 and 2022) is set to tie **Rob Blake** (2004, 2003 and 2002) and **Sandis Ozolinsh** (2000, 1998 and 1997) for the most All-Star appearances among defensemen in Avalanche/Nordiques history.

* Makar, an assistant captain for Team MacKinnon, leads defensemen in points per game this season and is within striking distance of the first 100-point campaign by a blueliner in franchise history.

* Makar set a franchise record for points in a calendar month by a defenseman, posting 4-21—25 in November (14 GP). On Nov. 18, he became the fastest defenseman in NHL history to reach 200 career assists (254 GP) – edging fellow 2024 All-Star **Quinn Hughes**, who set the previous benchmark last March (263 GP).



#16, [Mitchell Marner](#), F, Toronto Maple Leafs (3rd All-Star Game Appearance)

* Marner will become the fourth Maple Leafs player in the past 20 years to appear in consecutive All-Star Games, following **Auston Matthews** (3 from 2017 to 2019), **Phil Kessel** (3 from 2011 to 2015) and **Tomas Kaberle** (3 from 2007 to 2009).

* This season, Marner has climbed from 10th to seventh place on the franchise's all-time points list, overtaking **Ted Kennedy**, **Bob Pulford** and **Frank Mahovlich** – with a shot at surpassing **Ron Ellis** for sixth place before the end of 2023-24. Marner also recently leapfrogged **George Armstrong** for sixth place on Toronto's all-time assists list.

* In November, Marner became the fastest player in Maple Leafs history to record 400 career assists (524 GP). In January, he became the fastest to accumulate 600 career points (548 GP).



#34, [Auston Matthews](#), F, Toronto Maple Leafs (5th All-Star Game Appearance)

* Matthews (2022, 2019, 2018 and 2017) is set to play in his fifth career All-Star Game, tied with **Frank Mahovlich** (5) for the third-most appearances *on an NHL All-Star team* in franchise history behind **Mats Sundin** (8) and **Sid Smith** (6). Matthews also attended the 2020 event in St. Louis, but did not play due to injury.

* Matthews, one of this year's captains, made his All-Star debut in 2017 when he became the second Maple Leafs rookie to represent *an NHL All-Star team*, following **Wendel Clark** in 1986.

* In just his eighth season, Matthews already ranks among the top five in franchise history for career goals. He paces all NHL players in goals since entering the League in 2016-17.



#97, [Connor McDavid](#), F, Edmonton Oilers (7th All-Star Game Appearance)

* McDavid, one of this year's captains, is set to make his seventh All-Star appearance, the second-most in franchise history behind eight by both **Wayne Gretzky** and **Mark Messier**. He will join Gretzky (8) as the second Oilers player to skate in at least seven consecutive All-Star Games.

* McDavid has six 100-point seasons and is tracking toward a seventh – a feat achieved by only five players in League history (all long-retired members of the Hockey Hall of Fame).

* McDavid's trophy case includes five Art Ross Trophies, four Ted Lindsay Awards, three Hart Memorial Trophies and one Maurice "Rocket" Richard Trophy. The only player to win all of those awards and an All-Star Game MVP is fellow 2024 All-Star **Sidney Crosby**.



#9, [J.T. Miller](#), F, Vancouver Canucks (1st All-Star Game Appearance)

* Miller, 30, is set to become the seventh player to make his All-Star Game debut at age 30 or older while representing the Canucks. He will join **Radim Vrbata** (age 33 in 2015), **John Garrett** (age 31 in 1983), **Tracy Pratt** (age 31 in 1975), **Darcy Rota** (age 30 in 1984), **Daniel Sedin** (age 30 in 2011) and **Gary Smith** (age 30 in 1975).

* Miller notched his 50th point in just his 37th game of the season – the fourth-fastest in franchise history – and is in position to set a franchise record for points in a season. Currently only two players in Canucks history have accumulated at least 110 points in a campaign: **Henrik Sedin** (112 in 2009-10) and **Pavel Bure** (110 in 1992-93).

* On Nov. 16, Miller skated in his 300th game with the Canucks – his 326 points through that milestone ranked second in franchise history second behind only Bure (348).



#88, [William Nylander](#), F, Toronto Maple Leafs (1st All-Star Game Appearance)

* Nylander is set to become the first player from his family to appear in the All-Star Game. His father, **Michael**, played 15 NHL seasons across seven teams from 1992-93 to 2008-09.

* Nylander set a Maple Leafs record for the longest season-opening point streak after recording a point in each of his first 17 contests of 2023-24 – a run he capped with the overtime winner in his native Sweden during the 2023 NHL Global Series – Sweden presented by Fastenal.

* Nylander is fresh off signing an eight-year contract extension and is on pace for his first 100-point season. In addition to his franchise record-setting start, Nylander also did something earlier in 2023-24 that no generation of Leafs Nation had seen: produced multiple point streaks of at least a dozen games in the same season.




#29, [Jake Oettinger](#), G, Dallas Stars (1st All-Star Game Appearance)

* Oettinger will become the fourth goaltender to represent the Stars in an All-Star Game and the first since **Marty Turco** made his third straight appearance in 2007 (also 2004 and 2003). The others since the franchise relocated to Texas in 1993-94: **Ed Belfour** (1999 and 1998) and **Andy Moog** (1997).

* Oettinger, 25, is set to become the second-youngest goaltender in franchise history to participate in an All-Star Game, behind **Don Beaupre** – who at age 19 was one of the North Stars' selections for the Wales Conference in 1981.

* Oettinger is within reach of becoming the fastest goaltender to record 100 career wins with the Stars/North Stars franchise – Belfour (174 GP) holds the current benchmark. Turco (192 GP) was the fastest to do so from the start of his NHL career.



#88, [David Pastrnak](#), F, Boston Bruins (4th All-Star Game Appearance)

* In 2020, Pastrnak became the first player from Czechia to win All-Star MVP. Additionally, he became the fourth Bruins player to earn the honor, joining **Bill Guerin** (2001), **Ray Bourque** (1996) and **Bobby Orr** (1972).

* Pastrnak is responsible for one of the nine hat tricks under the 3-on-3 format (4-2—6 in 2020 SF). One year prior, in 2019, Pastrnak became the first Bruins player to win the Accuracy Shooting event at Skills since Bourque claimed the title in 2000 (in Toronto). Bourque is the NHL record holder with eight wins in the competition.

* Pastrnak is set to surpass **Roman Hamrlik** and **Milan Hejduk** (both w/ 3) to become the fifth Czechia-born player to skate in the All-Star Game at least four times; only **Jaromir Jagr** (10), **Dominik Hasek** (6), **Patrik Elias** (4) and **Tomas Kaberle** (4) have done so thus far.



#40, [Elias Pettersson](#), F, Vancouver Canucks (4th All-Star Game Appearance)

* Pettersson (2023, 2020 and 2019), an assistant captain for Team Hughes, is set to become the third Canucks player to skate in the All-Star Game at least four times, following **Markus Naslund** (5x) and **Pavel Bure** (4x).

* Pettersson will become the first Swedish-born player to skate in at least four All-Star Games before his 26th birthday. Overall, he will become the eighth from the Tre Kronor to play in the event at least four times, joining **Nicklas Lidstrom** (11x), **Mats Sundin** (8x), **Erik Karlsson** (7x), **Daniel Alfredsson** (6x), **Peter Forsberg** (5x), **Henrik Lundqvist** (5x) and Naslund (5x).

* Pettersson made his All-Star Game debut in 2019 as a rookie. He became the third rookie in Canucks history to skate in the event, after **Brock Boeser** (2018) and **Dale Tallon** (1971), with **Quinn Hughes** (2020) since adding his name to that list. Pettersson helped make Vancouver the first team in the expansion era (since 1967-68) and third in All-Star history to be represented by a rookie in three consecutive seasons.



#13, [Sam Reinhart](#), F, Florida Panthers (1st All-Star Game Appearance)

* Reinhart's father, **Paul**, played in two All-Star Games, representing the Campbell Conference in 1989 and 1985. The Reinharts will become the 10th family in NHL history to have a father-son combination each play in the All-Star Game, following the Apps, Dineens, Fogolins, Howes, Hulls, Parises, Stastnys and Tkachuks.

* Reinhart already has surpassed his career high for goals in a season (previously 33 in 2021-22) and can become the second 50-goal scorer in Panthers history. **Pavel Bure** is responsible for the only two 50-goal seasons in franchise history, the first of which he recorded in 1999-00 – the same season he was named All-Star Game MVP and the last time the event was held in Toronto.

* Bure and **Matthew Tkachuk** (2023) are the only Panthers to be named All-Star Game MVP. The last team to have a representative claim the award in consecutive years was the Rangers: **Mike Gartner** (1993) and **Mike Richter** (1994).



#44, [Morgan Rielly](#), D, Toronto Maple Leafs (1st All-Star Game Appearance)

* Rielly, an assistant captain for Team Matthews, is set to become the first Maple Leafs defenseman since **Dion Phaneuf** in 2012 to play in the All-Star Game.

* Rielly, the longest-serving current Maple Leafs player, ranks among the top 10 in franchise history for career goals, assists and points by a defenseman. By the end of the season, he is likely to overtake **Tim Horton** for third place in all-time scoring among Toronto blueliners behind **Borje Salming** and **Tomas Kaberle** – the only three defensemen to skate in more games for the blue and white.

* Rielly already has surpassed his goal total from the entire 2022-23 campaign and is on track to record at least 60 points in a season for the third time in his career. Only two defensemen in franchise history have recorded three 60-point campaigns: Salming (5x) and **Ian Turnbull** (4x).



#31, [Igor Shesterkin](#), G, New York Rangers (2nd All-Star Game Appearance)

* Shesterkin is set to follow **Mike Richter** (2000), **Ed Giacomin** (1968), **Gump Worsley** (1963) and **Chuck Rayner** (1951 and 1949) as the fifth Rangers goaltender to play in an All-Star Game *in Toronto*.

* In the Rangers' season opener, Shesterkin (159 GP) became the seventh-fastest goaltender in NHL history to reach 100 career wins and the fastest since **Chris Osgood** in 1997-98.

* Shesterkin (2021-22) is one of three Rangers to win the Vezina Trophy under the current selection criteria (since 1981-82), alongside **Henrik Lundqvist** (2011-12) and **John Vanbiesbrouck** (1985-86).



#14, [Nick Suzuki](#), F, Montreal Canadiens (3rd All-Star Game Appearance)

* Suzuki (2023 and 2022), 24, will become the third player to represent the Canadiens on an NHL All-Star team at least three times before his 25th birthday. He will join **Carey Price** (2012, 2011 and 2009) and **Bernie Geoffrion** (1956, 1955 and 1953).

* Suzuki will become the first Canadiens *skater* to appear in three consecutive All-Star Games since **Mark Recchi** from 1997 to 1999. Price is the only Montreal player to do so since then, tending the goal in four straight events from 2009 to 2015 (participating in all three previous player drafts in the process).

* Suzuki became the youngest captain in Canadiens history when he was given the “C” ahead of the 2022-23 season at age 23. The distinction previously was held by **Sylvio Mantha**, who was named captain at age 24 ahead of the 1926-27 campaign.

#1, [Jeremy Swayman](#), G, Boston Bruins (1st All-Star Game Appearance)

* Swayman will become the 12th goaltender to represent the Bruins in an All-Star Game and second in as many years, following **Linus Ullmark** in 2023. This will mark the first time Boston has different goaltenders play in consecutive All-Star Games. The last team with that distinction was the Canucks in 2020 (**Jacob Markstrom**) and 2022 (**Thatcher Demko**), and the last to do so in consecutive *years* was the Stars in 1997 (**Andy Moog**) and 1998 (**Ed Belfour**).

* Swayman (Anchorage, Alaska) is set to become the first Alaska-born goaltender to appear in an All-Star Game. **Scott Gomez** (2008 and 2000) is the only other player from the state to participate in the event.

* Swayman won 62 of his first 100 NHL games, tied for the most victories at that stage of a career among active netminders. That also places him among a group of 15 goaltenders in NHL history with at least that many wins through 100 contests.

#39, [Cam Talbot](#), G, Los Angeles Kings (2nd All-Star Game Appearance)

* Talbot will become the fifth goaltender to represent the Kings in an All-Star Game and the first since **Jonathan Quick** made his second appearance in 2016 (also 2012). The other Los Angeles goaltenders to play in the event did so more than 40 years ago: **Mario Lessard** (1981), **Rogie Vachon** (3x; 1978, 1975 and 1973) and **Terry Sawchuk** (1968).

* Talbot is set to join Sawchuk (1967-68) as the second *goaltender* to represent the Kings in an NHL All-Star Game during his first season with the team. Skaters **Kevin Fiala** (2022-23), **Wayne Gretzky** (1988-89), **Marcel Dionne** (1975-76) and **Terry Harper** (1972-73) also were All-Stars in their first season with Los Angeles.

* Talbot, who hails from Caledonia, Ont. (approximately 100 kilometers from Toronto), made his All-Star debut in 2022 at age 34. In doing so, he became the sixth goaltender in League history to appear in the event for the first time at age 34 or older, following **Johnny Bower** (age 36 in 1961), **Manny Legace** (age 34 in 2008), **Rejean Lemelin** (age 34 in 1989), **Dwayne Roloson** (age 34 in 2004) and **Mike Smith** (age 34 in 2017).

#18, [Robert Thomas](#), F, St. Louis Blues (1st All-Star Game Appearance)

* Thomas is on pace to set career highs for goals and points in a season (he set his current highs with 20-57—77 in 2021-22).

* Thomas, who is set to make his All-Star Game debut, grew up in Aurora, Ont. (approximately one hour outside Toronto) and played his minor hockey with the York Simcoe Express.

* The Blues had four players skate in the All-Star Game the last time it was held in Toronto (in 2000), tied for the most among all teams that year (w/ DET, NJD and PHI). **Pavol Demitra** (2-0—2) and **Roman Turek** (11 saves) helped the World All-Stars defeat **Al MacInnis**, **Chris Pronger** and the North American All-Stars.





#7, [Brady Tkachuk](#), F, Ottawa Senators (4th All-Star Game Appearance)

* This is Tkachuk's fourth consecutive All-Star Game – a first in Senators history and in the Tkachuk family. Overall, Tkachuk is set to become the third Ottawa player to make at least four All-Star appearances at any point, following **Daniel Alfredsson** (6x) and **Erik Karlsson** (5x).

* Tkachuk played at the 2020 event in his hometown of St. Louis, where he joined his brother, **Matthew** (currently a 2x All-Star), and father, **Keith** (a 5x All-Star) on stage for the Shooting Stars competition during Skills.

* The Tkachuks are among a group of four father-son combos who each have skated in multiple All-Star Games; **Gordie** (23x) and **Mark Howe** (4x), **Bobby** (12x) and **Brett Hull** (8x), and **Bill** (2x) and **Kevin Dineen** (2x) are the others.



#16, [Vincent Trocheck](#), F, New York Rangers (2nd All-Star Game Appearance)

* Trocheck is set to make his second All-Star appearance after representing the Panthers in 2017, when he posted 1-3—4 in one game. At the time, his four points were tied for the most by a player in one game under the 3-on-3 format (that number since has been exceeded by three players).

* Trocheck (15-31—46 in 49 GP) is on pace to set single-season career highs for assists and points in 2023-24.

* Trocheck skated alongside six other 2024 All-Stars with Team North America at the 2016 World Cup of Hockey in Toronto, where he posted 1-0—1 in three games. The other members of that roster expected to be at this year's event in Toronto: **Connor Hellebuyck**, **Auston Matthews**, **Nathan MacKinnon**, **Connor McDavid**, **J.T. Miller** and **Morgan Rielly** (**Jack Eichel** also was on Team North America and named to the 2024 NHL All-Star Weekend, but will miss the event due to injury).



#77, [Frank Vatrano](#), F, Anaheim Ducks (1st All-Star Game Appearance)

* Vatrano is set to become the fourth active *skater* to play for at least four different teams before making his first All-Star Game appearance. The former Bruin, Panther and Ranger is set to follow **Anthony Duclair** (5; NYR, ARI, CHI, OTT and CBJ before 2020), **Jonathan Marchessault** (4; CBJ, TBL, FLA and VGK before 2022) and **David Perron** (5; STL, EDM, PIT, ANA and VGK before 2020). Fellow 2024 All-Star **Cam Talbot** also did so, tending goal for the Rangers, Oilers, Flyers, Flames and Wild before his first All-Star appearance in 2022.

* Vatrano is on pace to set single-season career highs in goals, assists and points, thanks in part to a hot start to 2023-24 when he tallied two hat tricks in his first eight contests. Vatrano became the second player in franchise history to score multiple hat tricks that early in a season.



#43, [Tom Wilson](#), F, Washington Capitals (2nd All-Star Game Appearance)

* Wilson scored 13 seconds into his first All-Star Game in 2022, the fastest goal to start a game under the 3-on-3 format (besting the previous mark of 15 seconds set by **Sidney Crosby** in the 2019) and one second shy of the fastest to start any All-Star Game (0:12 by **Rick Nash** in 2008).

* The 16th overall pick in the 2012 NHL Draft, Wilson is on pace for his fourth career 20-goal season. He has played each of his 11 NHL campaigns with the Capitals and was part of their Stanley Cup-winning team six years ago.

HEAD COACHES

Under the All-Star selection process, the head coach of the team with the highest points percentage (points earned divided by total possible points) in each of the NHL's four divisions [through games of Saturday, Jan. 13](#) – the halfway point of the regular season – was chosen to guide the All-Star rosters.



Rick Bowness, Winnipeg Jets (1st All-Star Game Appearance)

* The Jets (.714) owned the highest points percentage in the Central Division (and NHL) when Bowness was named to the All-Star Game.

* Bowness, who celebrated his 69th birthday on Jan. 25, will serve as a head coach at the All-Star Game for the first time in his career. He will become the oldest head coach in All-Star Game history – the current benchmark was set by **Scotty Bowman** when he served in that role for the 13th and final time in 2002 at age 68.

* Bowness will become the second head coach in Jets/Thrashers history to serve at the All-Star Game, following **Paul Maurice** in 2019.



Peter Laviolette, New York Rangers (4th All-Star Game Appearance)

* The Rangers (.659) owned the highest points percentage in the Metropolitan Division when Laviolette was named to the All-Star Game.

* Laviolette will be making his fourth All-Star Game appearance as a head coach (also 2018, 2015 and 2011), the most among active NHL head coaches.

* Laviolette will become the second Rangers head coach to serve in that role at the All-Star Game. **John Tortorella** represented New York as a co-head coach in 2012 (one year after Laviolette held the same role while representing the Flyers at his first All-Star Game).



Jim Montgomery, Boston Bruins (2nd All-Star Game Appearance)

* The Bruins (.702) owned the highest points percentage in the Atlantic Division when Montgomery was named to the All-Star Game.

* Montgomery will become the fourth Bruins head coach to serve in that role in multiple All-Star Games, following **Claude Julien** (2x; 2008-09 East and 2011-12 Chara), **Milt Schmidt** (2x; 1957-58 NHL All-Stars and 1958-59 NHL All-Stars) and **Lynn Patrick** (2x; 1950-51 NHL All-Stars and 1953-54 NHL All-Stars).

Rick Tocchet, Vancouver Canucks (2nd All-Star Game Appearance)

* The Canucks (.709) owned the highest points percentage in the Pacific Division when Tocchet was named to the All-Star Game.

* Tocchet made his All-Star head coaching debut in 2020, when he represented the Coyotes and led the Pacific Division to the \$1-million prize.

* Tocchet will become the fourth Canucks head coach to serve in that role at the All-Star Game, following **Alain Vigneault** (2011 as co-head coach alongside **Peter Laviolette**), **Marc Crawford** (2003) and **Roger Neilson** (1983).

* As a player, Tocchet appeared in the All-Star Game four times – representing the Wales Conference each time, all over a five-season span from 1988-89 to 1992-93. Tocchet notched two points in each of those four contests: he had 0-2—2 in his All-Star debut in 1989, followed up with 1-1—2 in both 1990 and 1991, and finished his All-Star playing career with two goals in 1993.

* Tocchet participated in the inaugural Hardest Shot event in 1990, clocking a pair of 88.0-mph blasts in a competition won by **Al Iafrate**. In 1993, Tocchet was part of Accuracy Shooting – he went 2-for-10 and watched as Wales Conference teammate **Ray Bourque** won with the first perfect 4-for-4 score in the event's history.





BY THE NUMBERS

- 1977 – The last year an All-Star Game featured at least three undrafted goaltenders (**Bernie Parent** and **Glenn Resch** with the Campbell Conference, and **Gerry Desjardins** with the Wales Conference). There are three undrafted netminders among the eight selected for 2024.
- 1967 – First year the All-Star Game was held during the season (Jan. 18, 1967). **Henri Richard** (1-1—2) was named MVP in front of a home crowd at the Montreal Forum after leading the Canadiens to a 3-0 win against a team of 17 NHL All-Stars in the penultimate annual showcase involving the reigning Stanley Cup winners.
- 1963 – The first year an All-Star Game MVP was named. Toronto's **Eddie Shack** claimed the inaugural award after aiding the Maple Leafs to a win against the All-Stars at Maple Leaf Gardens.
- 927 – Number of players who have skated in an All-Star Game since 1947 (798 skaters and 129 goaltenders).
- 165 – Number of different players who have skated in an All-Star Game under the 3-on-3 format, which was introduced in 2016 (132 skaters and 33 goaltenders).
- 69 – Number of different head coaches who have served in that role at an All-Star Game since 1947.
- 45 – Number of players who have appeared in an All-Star Game under both the 5-on-5 and 3-on-3 formats (38 skaters and 7 goaltenders), including one named to the 2024 roster: **Sidney Crosby**.
- 36 – Age of the oldest players named to the 2024 roster (**Sidney Crosby** and **Cam Talbot**).
- 27 – Number of hat tricks scored during an All-Star Game – 18 under the 5-on-5 format (60 GP) and nine under the 3-on-3 format (21 GP).
- 19 – All-Star Games played under a format calling for the reigning Stanley Cup champion to play against a selection of All-Stars from the other five teams. It was used in all but two years from 1947-48 through 1967-68 (exceptions: 1952 and 1951), with the last such occurrence held in Toronto in 1967-68, when the Maple Leafs faced the All-Stars after what stands as their most recent Stanley Cup win.
- 16 – Most goals scored by both teams in an All-Star Game under the 3-on-3 format, achieved twice.
- 15 – Most career All-Star points under the 3-on-3 format (tied: **Sidney Crosby** and **Johnny Gaudreau**).
- 10 – Most goals scored by one team in an All-Star Game under the 3-on-3 format, done six times.
- 9 – Most career 20-minute games played by any player (skater or goaltender) under the 3-on-3 All-Star format (one or two GP per year), a mark shared by **Johnny Gaudreau** and **Connor McDavid**.
- 8 – Most career games played by a goaltender – **Andrei Vasilevskiy** – under the 3-on-3 All-Star format (one or two GP per year). To date, all goaltenders have played one of two 10-minute periods in each 20-minute game.
- 8 – Most career All-Star goals under the 3-on-3 format (tied: **Sidney Crosby** and **Johnny Gaudreau**).
- 6 – Most years playing in the All-Star Game under the 3-on-3 format (tied: **Johnny Gaudreau** and **Connor McDavid**). **Braden Holtby** and **Andrei Vasilevskiy** are tied for the most among goaltenders, with five apiece.
- 5 – Most points by a player in one 20-minute game under the 3-on-3 All-Star format. **Matthew Tkachuk** (Atlantic Division) had 3-2—5 during the second semifinal in 2023 to tie the mark set by **Mathew Barzal** and **Sidney Crosby** (both 2-3—5 with Metropolitan Division) during the 2019 final.

- 4 – Players named to the 2024 roster who were undrafted (goalenders **Sergei Bobrovsky**, **Alexandar Georgiev** and **Cam Talbot** as well as forward **Frank Vatrano**).
- 4 – Most goals scored by a player in one 20-minute game under the 3-on-3 format, achieved by **Tomas Hertl** (Pacific Division) during the second semifinal in 2020.
- 4 – Most assists by a player in one 20-minute game under the 3-on-3 format, first achieved by **Connor McDavid** (Pacific Division) during the first semifinal in 2018 and then matched by **Tyler Bertuzzi** (Atlantic Division) during the first semifinal in 2020.
- 3 – Number of benefit/memorial games staged before the first official All-Star Game in 1947: the Ace Bailey Benefit Game (Feb. 14, 1934, at Maple Leaf Gardens), Howie Morenz Memorial Game (Nov. 3, 1937, at Montreal Forum) and Babe Siebert Memorial Game (Oct. 29, 1939, at Montreal Forum). A total of 70 individuals participated in those contests but never in an official All-Star Game (61 skaters, 4 goaltenders and 5 head coaches).
- 2 – Most All-Star Game titles by a player under the 3-on-3 format (13 skaters and 1 goaltender).



The 2024 NHL All-Star Game will take place at Scotiabank Arena on Saturday, Feb. 3, at 3 p.m. ET (SN, CBC, TVAS, ABC, ESPN+).

The event again will feature a 3-on-3 tournament, the same format used since 2016. However, the four teams will be selected by captains **Jack** (NJD) and **Quinn Hughes** (VAN), **Nathan MacKinnon** (COL), **Auston Matthews** (TOR), and **Connor McDavid** (EDM) via Thursday's 2024 Tim Hortons NHL Player Draft.

More details about the 2024 NHL All-Star Game:

- The 2024 NHL All-Star Game will feature a prize pool of \$1 million to be paid in its entirety to the tournament's winning team.
- Each team will include 11 players: nine skaters and two goaltenders.
- Each game during Saturday's All-Star tournament will be 20 minutes in length. Teams will change ends at the 10-minute mark of each game. Games that are tied after 20 minutes will be decided by a shootout.
- The winners of each semifinal game will meet in the All-Star tournament final to determine the overall tournament champion.

* * * * *

TIMELINE OF NHL ALL-STAR GAME FORMAT CHANGES

- 1934** — The 'All-Star' game takes place at Maple Leaf Gardens, serving as a benefit fundraiser for Toronto Maple Leafs forward **Ace Bailey**, who suffered a career-ending injury during the 1933-34 season.
- 1947** — The first official NHL All-Star Game calls for the defending Stanley Cup champion to play against a selection of All-Stars from the other five teams.
- 1951** — The fifth and sixth editions of the All-Star Game call for the NHL's First Team All-Stars to take on the League's Second Team All-Stars, with players from the American and Canadian franchises rounding out the lineups of the First Team and Second Team, respectively.
- 1953** — The game returns to the original format from 1947, where the defending Stanley Cup champion faces a selection of All-Stars from the other teams.
- 1967** — The date of the All-Star Game moves from the preseason to a window midway through the regular season.
- 1969** — With 12 teams in the League, the NHL introduces an East Division vs. West Division All-Star format.
- 1975** — With 18 teams in the League, the NHL implements a Campbell Conference vs. Wales Conference All-Star format. In 1994, the names of the conferences change to Western and Eastern, respectively.
- 1998** — Highlighting the League's unique international makeup, the NHL introduces a North America vs. World All-Star format.
- 2003** — The game returns to an Eastern Conference vs. Western Conference format.
- 2011** — The NHL introduces a Player Fantasy Draft, where players determine the composition of the two teams involved in the All-Star Game and Skills Competition.
- 2016** — The NHL introduces a 3-on-3 tournament among four teams made up of 11 players from each division.
- 2024** — The NHL maintains the 3-on-3 tournament format, but brings back the player draft to determine the four teams (each still made up of 11 players).

NHL ALL-STAR GAME HISTORY AND RESULTS

2024 NHL All-Star Weekend Host in Red/Italics

Date	City	Venue	Final Score	Head Coaches	Attendance
Feb. 4, 2023	Sunrise, FL	FLA Live Arena	Central 6, Pacific 4 (SF) Atlantic 10, Metropolitan 6 (SF) Atlantic 7, Central 5 (F)	Peter DeBoer, Bruce Cassidy Jim Montgomery, Rod Brind'Amour Jim Montgomery, Peter DeBoer	19,250
Feb. 5, 2022	Las Vegas, NV	T-Mobile Arena	Metropolitan 6, Pacific 4 (SF) Central 8, Atlantic 5 (SF) Metropolitan 5, Central 3 (F)	Rod Brind'Amour, Peter DeBoer Jared Bednar, Andrew Brunette Rod Brind'Amour, Jared Bednar	17,419
Jan. 25, 2020	St. Louis, MO	Enterprise Center	Atlantic 9, Metropolitan 5 (SF) Pacific 10, Central 5 (SF) Pacific 5, Atlantic 4 (F)	Bruce Cassidy, Todd Reirden Rick Tocchet, Craig Berube Rick Tocchet, Bruce Cassidy	18,112
Jan. 26, 2019	San Jose, CA	SAP Center at San Jose	Central 10, Pacific 4 (SF) Metropolitan 7, Atlantic 4 (SF) Metropolitan 10, Central 5 (F)	Paul Maurice, Bill Peters Todd Reirden, Jon Cooper Todd Reirden, Paul Maurice	17,562
Jan. 28, 2018	Tampa, FL	AMALIE Arena	Pacific 5, Central 2 (SF) Atlantic 7, Metropolitan 4 (SF) Pacific 5, Atlantic 2 (F)	Gerard Gallant, Peter Laviolette Jon Cooper, Barry Trotz Gerard Gallant, Jon Cooper	19,092
Jan. 29, 2017	Los Angeles, CA	STAPLES Center	Pacific 10, Central 3 (SF) Metropolitan 10, Atlantic 6 (SF) Metropolitan 4, Pacific 3 (F)	Peter DeBoer, Bruce Boudreau Wayne Gretzky, Michel Therrien Wayne Gretzky, Peter DeBoer	18,665
Jan. 31, 2016	Nashville, TN	Bridgestone Arena	Atlantic 4, Metropolitan 3 (SF) Pacific 9, Central 6 (SF) Pacific 1, Atlantic 0 (F)	Gerard Gallant, Barry Trotz Darryl Sutter, Lindy Ruff Darryl Sutter, Gerard Gallant	17,139
Jan. 25, 2015	Columbus, OH	Nationwide Arena	Team Toews 17, Team Foligno 12	Peter Laviolette, Darryl Sutter	18,901
Jan. 29, 2012	Ottawa, ON	Scotiabank Place	Team Chara 12, Team Alfredsson 9	Claude Julien, J. Tortorella / T. McLellan	20,510
Jan. 30, 2011	Raleigh, NC	RBC Center	Team Lidstrom 11, Team Staal 10	P. Laviolette / A. Vigneault, Joel Quenneville	18,680
Jan. 25, 2009	Montreal, QC	Bell Centre	East 12, West 11 (SO)	Claude Julien, Todd McLellan	21,273
Jan. 27, 2008	Atlanta, GA	Philips Arena	East 8, West 7	John Paddock, Mike Babcock	18,644
Jan. 24, 2007	Dallas, TX	American Airlines Center	West 12, East 9	Lindy Ruff, Randy Carlyle	18,532
Feb. 8, 2004	St. Paul, MN	Xcel Energy Center	East 6, West 4	Pat Quinn, Dave Lewis	19,434
Feb. 2, 2003	Sunrise, FL	Office Depot Center	West 6, East 5 (SO)	Marc Crawford, Jacques Martin	19,250
Feb. 2, 2002	Los Angeles, CA	STAPLES Center	World 8, North America 5	Scotty Bowman, Pat Quinn	18,118
Feb. 4, 2001	Denver, CO	Pepsi Center	North America 14, World 12	Joel Quenneville, Jacques Martin	18,646
<i>Feb. 6, 2000</i>	<i>Toronto, ON</i>	<i>Air Canada Centre</i>	<i>World 9, North America 4</i>	<i>Scotty Bowman, Pat Quinn</i>	<i>19,300</i>
Jan. 24, 1999	Tampa, FL	Ice Palace	North America 8, World 6	Lindy Ruff, Ken Hitchcock	19,758
Jan. 18, 1998	Vancouver, BC	GM Place	North America 8, World 7	Jacques Lemaire, Ken Hitchcock	18,422
Jan. 18, 1997	San Jose, CA	San Jose Arena	East 11, West 7	Doug MacLean, Ken Hitchcock	17,422
Jan. 20, 1996	Boston, MA	FleetCenter	East 5, West 4	Doug MacLean, Scotty Bowman	17,565
Jan. 22, 1994	New York, NY	Madison Square Garden	East 9, West 8	Jacques Demers, Barry Melrose	18,200
Feb. 6, 1993	Montreal, QC	Montreal Forum	Wales 16, Campbell 6	Scotty Bowman, Mike Keenan	17,137
Jan. 18, 1992	Philadelphia, PA	Philadelphia Spectrum	Campbell 10, Wales 6	Bob Gainey, Scotty Bowman	17,380
Jan. 19, 1991	Chicago, IL	Chicago Stadium	Campbell 11, Wales 5	John Muckler, Mike Milbury	18,472
Jan. 21, 1990	Pittsburgh, PA	Pittsburgh Civic Arena	Wales 12, Campbell 7	Pat Burns, Terry Crisp	16,236
Feb. 7, 1989	Edmonton, AB	Northlands Coliseum	Campbell 9, Wales 5	Glen Sather, Terry O'Reilly	17,503
Feb. 9, 1988	St. Louis, MO	St. Louis Arena	Wales 6, Campbell 5 (OT)	Mike Keenan, Glen Sather	17,878
Feb. 4, 1986	Hartford, CT	Hartford Civic Center	Wales 4, Campbell 3 (OT)	Mike Keenan, Glen Sather	15,100
Feb. 12, 1985	Calgary, AB	Olympic Saddledome	Wales 6, Campbell 4	Al Arbour, Glen Sather	16,825

Date	City	Venue	Final Score	Head Coaches	Attendance
Jan. 31, 1984	East Rutherford, NJ	Meadowlands Arena	Wales 7, Campbell 6	Al Arbour, Glen Sather	18,939
Feb. 8, 1983	Uniondale, NY	Nassau Coliseum	Campbell 9, Wales 3	Roger Neilson, Al Arbour	15,230
Feb. 9, 1982	Landover, MD	The Capital Centre	Wales 4, Campbell 2	Al Arbour, Glen Sonmor	18,130
Feb. 10, 1981	Los Angeles, CA	The Forum	Campbell 4, Wales 1	Pat Quinn, Scotty Bowman	15,761
Feb. 5, 1980	Detroit, MI	Joe Louis Arena	Wales 6, Campbell 3	Scotty Bowman, Al Arbour	21,002
Jan. 24, 1978	Buffalo, NY	Buffalo Memorial Auditorium	Wales 3, Campbell 2 (OT)	Scotty Bowman, Fred Shero	16,433
Jan. 25, 1977	Vancouver, BC	Pacific Coliseum	Wales 4, Campbell 3	Scotty Bowman, Fred Shero	15,607
Jan. 20, 1976	Philadelphia, PA	The Spectrum	Wales 7, Campbell 5	Floyd Smith, Fred Shero	16,436
Jan. 21, 1975	Montreal, QC	Montreal Forum	Wales 7, Campbell 1	Bep Guidolin, Fred Shero	16,080
Jan. 29, 1974	Chicago, IL	Chicago Stadium	West 6, East 4	Billy Reay, Scotty Bowman	16,426
Jan. 30, 1973	New York, NY	Madison Square Garden	East 5, West 4	Tom Johnson, Billy Reay	16,986
Jan. 25, 1972	Bloomington, MN	Met Sports Center	East 3, West 2	Al MacNeil, Billy Reay	15,423
Jan. 19, 1971	Boston, MA	Boston Garden	West 2, East 1	Scotty Bowman, Harry Sinden	14,790
Jan. 20, 1970	St. Louis, MO	St. Louis Arena	East 4, West 1	Claude Ruel, Scotty Bowman	16,587
Jan. 21, 1969	Montreal, QC	Montreal Forum	East 3, West 3	Toe Blake, Scotty Bowman	16,260
<i>Jan. 16, 1968</i>	<i>Toronto, ON</i>	<i>Maple Leaf Gardens</i>	<i>Toronto 4, All-Stars 3</i>	<i>Punch Imlach, Toe Blake</i>	<i>15,753</i>
Jan. 18, 1967	Montreal, QC	Montreal Forum	Montreal 3, All-Stars 0	Toe Blake, Sid Abel	14,284
Oct. 20, 1965	Montreal, QC	Montreal Forum	All-Stars 5, Montreal 2	Billy Reay, Toe Blake	13,529
<i>Oct. 10, 1964</i>	<i>Toronto, ON</i>	<i>Maple Leaf Gardens</i>	<i>All-Stars 3, Toronto 2</i>	<i>Sid Abel, Punch Imlach</i>	<i>14,232</i>
<i>Oct. 5, 1963</i>	<i>Toronto, ON</i>	<i>Maple Leaf Gardens</i>	<i>All-Stars 3, Toronto 3</i>	<i>Sid Abel, Punch Imlach</i>	<i>14,034</i>
<i>Oct. 6, 1962</i>	<i>Toronto, ON</i>	<i>Maple Leaf Gardens</i>	<i>Toronto 4, All-Stars 1</i>	<i>Punch Imlach, Rudy Pilous</i>	<i>14,236</i>
Oct. 7, 1961	Chicago, IL	Chicago Stadium	All-Stars 3, Chicago 1	Sid Abel, Rudy Pilous	14,534
Oct. 1, 1960	Montreal, QC	Montreal Forum	All-Stars 2, Montreal 1	Punch Imlach, Toe Blake	13,949
Oct. 3, 1959	Montreal, QC	Montreal Forum	Montreal 6, All-Stars 1	Toe Blake, Punch Imlach	13,818
Oct. 4, 1958	Montreal, QC	Montreal Forum	Montreal 6, All-Stars 3	Toe Blake, Milt Schmidt	13,989
Oct. 5, 1957	Montreal, QC	Montreal Forum	All-Stars 5, Montreal 3	Milt Schmidt, Toe Blake	13,003
Oct. 9, 1956	Montreal, QC	Montreal Forum	All-Stars 1, Montreal 1	Jim Skinner, Toe Blake	13,095
Oct. 2, 1955	Detroit, MI	Olympia Stadium	Detroit 3, All-Stars 1	Jim Skinner, Dick Irvin	10,111
Oct. 2, 1954	Detroit, MI	Olympia Stadium	All-Stars 2, Detroit 2	King Clancy, Jim Skinner	10,689
Oct. 3, 1953	Montreal, QC	Montreal Forum	All-Stars 3, Montreal 1	Lynn Patrick, Dick Irvin	14,153
Oct. 5, 1952	Detroit, MI	Olympia Stadium	1st Team 1, 2nd Team 1	Tommy Ivan, Dick Irvin	10,680
<i>Oct. 9, 1951</i>	<i>Toronto, ON</i>	<i>Maple Leaf Gardens</i>	<i>1st Team 2, 2nd Team 2</i>	<i>Joe Primeau, Dick Irvin</i>	<i>11,469</i>
Oct. 8, 1950	Detroit, MI	Olympia Stadium	Detroit 7, All-Stars 1	Tommy Ivan, Lynn Patrick	9,166
<i>Oct. 10, 1949</i>	<i>Toronto, ON</i>	<i>Maple Leaf Gardens</i>	<i>All-Stars 3, Toronto 1</i>	<i>Tommy Ivan, Hap Day</i>	<i>13,541</i>
Nov. 3, 1948	Chicago, IL	Chicago Stadium	All-Stars 3, Toronto 1	Tommy Ivan, Hap Day	12,794
<i>Oct. 13, 1947</i>	<i>Toronto, ON</i>	<i>Maple Leaf Gardens</i>	<i>All-Stars 4, Toronto 3</i>	<i>Dick Irvin, Hap Day</i>	<i>14,169</i>

* There was no All-Star Game in 1966 because the game was moved from the start of season to midseason. In 1979, the Challenge Cup series between the Soviet Union and Team NHL replaced the All-Star Game. In 1987, Rendez-Vous '87 – two games between the Soviet Union and Team NHL – replaced the All-Star Game. In 2006, 2010 and 2014, the All-Star Game was not played because of the NHL's participation in the Olympic Winter Games. There was no All-Star Game in 2021 due to the COVID-19 pandemic.

NHL ALL-STAR GAME MVPs

2024 NHL All-Star Weekend Participants in Red/Italics

Year	Player	Position	All-Star Team	NHL Team	Age (Years, Days)
2023	Matthew Tkachuk	F	Atlantic	Florida Panthers	25, 55
2022	Claude Giroux	F	Metropolitan	Philadelphia Flyers	34, 24
2020	<i>David Pastrnak</i>	<i>F</i>	<i>Atlantic</i>	<i>Boston Bruins</i>	<i>23, 245</i>
2019	<i>Sidney Crosby</i>	<i>F</i>	<i>Metropolitan</i>	<i>Pittsburgh Penguins</i>	<i>31, 172</i>
2018	<i>Brock Boeser*</i>	<i>F</i>	<i>Pacific</i>	<i>Vancouver Canucks</i>	<i>20, 337</i>
2017	Wayne Simmonds	F	Metropolitan	Philadelphia Flyers	28, 156
2016	John Scott^	F	Pacific	Arizona Coyotes	33, 127
2015	Ryan Johansen	F	Team Foligno	Columbus Blue Jackets	22, 178
2012	Marian Gaborik	F	Team Chara	New York Rangers	29, 349
2011	Patrick Sharp	F	Team Staal	Chicago Blackhawks	29, 34
2009	Alex Kovalev	F	East	Montreal Canadiens	35, 336
2008	Eric Staal	F	East	Carolina Hurricanes	23, 90
2007	Daniel Briere	F	East	Buffalo Sabres	29, 110
2004	Joe Sakic	F	West	Colorado Avalanche	34, 216
2003	Dany Heatley	F	East	Atlanta Thrashers	22, 12
2002	Eric Daze	F	North America	Chicago Blackhawks	26, 215
2001	Bill Guerin	F	North America	Boston Bruins	30, 87
2000	Pavel Bure	F	World	Florida Panthers	28, 312
1999	Wayne Gretzky	F	North America	New York Rangers	37, 363
1998	Teemu Selanne	F	World	Anaheim Ducks	27, 199
1997	Mark Recchi	F	East	Montreal Canadiens	28, 352
1996	Ray Bourque	D	East	Boston Bruins	35, 23
1994	Mike Richter	G	East	New York Rangers	27, 122
1993	Mike Gartner	F	Wales	New York Rangers	33, 100
1992	Brett Hull	F	Campbell	St. Louis Blues	27, 162
1991	Vincent Damphousse	F	Campbell	Toronto Maple Leafs	23, 33
1990	Mario Lemieux	F	Wales	Pittsburgh Penguins	24, 108
1989	Wayne Gretzky	F	Campbell	Los Angeles Kings	28, 12
1988	Mario Lemieux	F	Wales	Pittsburgh Penguins	22, 127
1986	Grant Fuhr	G	Campbell	Edmonton Oilers	23, 129
1985	Mario Lemieux*	F	Wales	Pittsburgh Penguins	19, 130
1984	Don Maloney	F	Wales	New York Rangers	25, 148
1983	Wayne Gretzky	F	Campbell	Edmonton Oilers	22, 13
1982	Mike Bossy	F	Wales	New York Islanders	25, 18
1981	Mike Liut	G	Campbell	St. Louis Blues	25, 34
1980	Reggie Leach	F	Campbell	Philadelphia Flyers	29, 288
1978	Billy Smith	G	Campbell	New York Islanders	27, 43
1977	Richard Martin	F	Wales	Buffalo Sabres	25, 183
1976	Peter Mahovlich	F	Wales	Montreal Canadiens	29, 102
1975	Syl Apps Jr.	F	Wales	Pittsburgh Penguins	27, 173
1974	Garry Unger	F	West	St. Louis Blues	26, 53
1973	Greg Polis	F	West	Pittsburgh Penguins	22, 175
1972	Bobby Orr	D	East	Boston Bruins	23, 311
1971	Bobby Hull	F	West	Chicago Black Hawks	32, 16
1970	Bobby Hull	F	East	Chicago Black Hawks	31, 17
1969	Frank Mahovlich	F	East	Detroit Red Wings	31, 11
1968	Bruce Gamble	G	Toronto Maple Leafs	Toronto Maple Leafs	29, 237
1967	Henri Richard	F	Montreal Canadiens	Montreal Canadiens	30, 323
1965	Gordie Howe	F	NHL All-Stars	Detroit Red Wings	37, 203
1964	Jean Beliveau	F	NHL All-Stars	Montreal Canadiens	33, 40
1963	Frank Mahovlich	F	Toronto Maple Leafs	Toronto Maple Leafs	25, 268
1962	Eddie Shack	F	Toronto Maple Leafs	Toronto Maple Leafs	25, 237

* Rookie

^ Captained Pacific Division despite trade from ARI to MTL

NHL ALL-STAR GAME 3-ON-3 TEAM AND INDIVIDUAL RECORDS (2016-23)

[Click Here](#) for NHL All-Star Game Records for Games Played Under the 5-on-5 Format (1947-2015)

2024 NHL All-Star Weekend Participants in Red/Italics

TEAM RECORDS

MOST GOALS, ALL TEAMS, YEAR

40 — 2019 at San Jose; Metropolitan 17, Central 15, Atlantic 4, Pacific 4.

MOST GOALS, ONE TEAM, YEAR

17 — 2019 at San Jose; Metropolitan (defeated Atlantic 7-4 and Central 10-5).

— 2023 at Florida; Atlantic (defeated Metropolitan 10-6 and Central 7-5).

MOST GOALS, BOTH TEAMS, GAME

16 — 2017 SF at Los Angeles; Metropolitan 10, Atlantic 6.

— 2023 SF at Florida; Atlantic 10, Metropolitan 6.

MOST GOALS, ONE TEAM, GAME

10 — 2017 SF at Los Angeles; Pacific 10, Central 3.

— 2017 SF at Los Angeles; Metropolitan 10, Atlantic 6.

— 2019 SF at San Jose; Central 10, Pacific 4.

— 2019 F at San Jose; Metropolitan 10, Central 5.

— 2020 SF at St. Louis; Pacific 10, Central 5.

— 2023 SF at Florida; Atlantic 10, Metropolitan 6.

FEWEST GOALS, BOTH TEAMS, GAME

1 — 2016 F at Nashville; Pacific 1, Atlantic 0.

FEWEST GOALS, ONE TEAM, GAME

0 — 2016 F at Nashville; Pacific 1, Atlantic 0.

FEWEST GOALS AGAINST, ONE TEAM, YEAR (Minimum: 2 GP)

4 — 2016 at Nashville; Atlantic (defeated Metropolitan 4-3, lost to Pacific 1-0).

— 2018 at Tampa Bay; Pacific (defeated Central 5-2 and Atlantic 5-2).

MOST SHOTS ON GOAL, BOTH TEAMS, GAME

49 — 2019 SF at San Jose; Central 10 (18 Shots), Pacific 4 (31 Shots).

MOST SHOTS ON GOAL, ONE TEAM, GAME

31 — 2019 SF at San Jose; Pacific (lost to Central, 10-4).

FEWEST SHOTS ON GOAL, BOTH TEAMS, GAME

30 — 2018 SF at Tampa Bay; Pacific 5 (14 Shots), Central 2 (16 Shots).

— 2018 F at Tampa Bay; Pacific 5 (19 Shots), Atlantic 2 (11 Shots).

FEWEST SHOTS ON GOAL, ONE TEAM, GAME

11 — 2018 F at Tampa Bay; Atlantic (lost to Pacific, 5-2).

— 2020 F at St. Louis; Atlantic (lost to Pacific 5-4).

MOST POWER-PLAY GOALS, BOTH TEAMS, GAME

1 — 2016 SF at Nashville; Pacific 9 (1 PPG), Central 6 (0 PPG).

FASTEST TWO GOALS, BOTH TEAMS, FROM START OF GAME

0:47 — 2016 SF at Nashville; James Neal (Central) scored at 0:26 and John Scott (Pacific) scored at 0:47. Final: Pacific 9, Central 6.

FASTEST TWO GOALS, BOTH TEAMS

- 0:05 — 2017 SF at Los Angeles; Seth Jones (Metropolitan) scored at 1:45 of 2nd period and Taylor Hall (Metropolitan) scored at 1:50. Final: Metropolitan 10, Atlantic 6.
- 2017 F at Los Angeles; Cam Atkinson (Metropolitan) scored at 4:57 of 2nd period and Wayne Simmonds (Metropolitan) scored at 5:02. Final: Metropolitan 4, Pacific 3.

FASTEST THREE GOALS, BOTH TEAMS

- 0:19 — 2017 SF at Los Angeles; John Tavares (Metropolitan) scored at 1:31 of 2nd period, Seth Jones (Metropolitan) scored at 1:45 and Taylor Hall (Metropolitan) scored at 1:50. Final: Metropolitan 10, Atlantic 6.

FASTEST FOUR GOALS, BOTH TEAMS

- 0:37 — *2023 F at Sunrise; Jason Robertson (Central) scored at 8:47 of 2nd period, Dylan Larkin (Atlantic) scored at 8:54, Clayton Keller (Central) scored at 9:07 and Rasmus Dahlin (Atlantic) scored at 9:24. Final: Atlantic 7, Central 5.*

FASTEST TWO GOALS, ONE TEAM, FROM START OF GAME

- 0:49 — *2020 SF at St. Louis; David Pastrnak scored at 0:26 and Shea Weber scored at 0:49 for Atlantic. Final: Atlantic 9, Metropolitan 5.*

FASTEST TWO GOALS, ONE TEAM

- 0:05 — 2017 SF at Los Angeles; Seth Jones scored at 1:45 of 2nd period and Taylor Hall scored at 1:50 for Metropolitan. Final: Metropolitan 10, Atlantic 6.
- 2017 F at Los Angeles; Cam Atkinson scored at 4:57 of 2nd period and Wayne Simmonds scored at 5:02 for Metropolitan. Final: Metropolitan 4, Pacific 3.

FASTEST THREE GOALS, ONE TEAM

- 0:19 — 2017 SF at Los Angeles; John Tavares scored at 1:31 of 2nd period, Seth Jones scored at 1:45 and Taylor Hall scored at 1:50 for Metropolitan. Final: Metropolitan 10, Atlantic 6.

FASTEST FOUR GOALS, ONE TEAM

- 2:21 — *2018 SF at Tampa Bay; James Neal scored at 6:57 of 2nd period, Brock Boeser scored at 8:14, Brent Burns scored at 8:38 and James Neal scored at 9:18 for Pacific. Final: Pacific 5, Central 2.*

* * * * *

SKATER RECORDS

MOST TITLES, CAREER

- 2 — *Sebastian Aho (Metropolitan in 2019, Metropolitan in 2022).*
- Cam Atkinson (Metropolitan in 2017, Metropolitan in 2019).
- Brent Burns (Pacific in 2016, Pacific in 2018).
- *Sidney Crosby (Metropolitan in 2017, Metropolitan in 2019).*
- Drew Doughty (Pacific in 2016, Pacific in 2018).
- Johnny Gaudreau (Pacific in 2016, Pacific in 2018).
- Mark Giordano (Pacific in 2016, Pacific in 2020).
- Claude Giroux (Metropolitan in 2019, Metropolitan in 2022).
- Taylor Hall (Pacific in 2016, Metropolitan in 2017).
- Seth Jones (Metropolitan in 2017, Metropolitan in 2019).
- Anze Kopitar (Pacific in 2018, Pacific in 2020).
- *Connor McDavid (Pacific in 2018, Pacific in 2020).*
- Matthew Tkachuk (Pacific in 2020, Atlantic in 2023).

MOST APPEARANCES, CAREER (By Year)

- 6 — Johnny Gaudreau (2016-19, 2022-23).
- *Connor McDavid (2017-20, 2022-23).*

MOST GAMES PLAYED, CAREER (1 or 2 Per Year)

9 — Johnny Gaudreau (2016-19, 2022-23).
— *Connor McDavid (2017-20, 2022-23).*

MOST GOALS, CAREER

8 — *Sidney Crosby (6 GP).*
— Johnny Gaudreau (9 GP).

MOST GOALS, GAME

4 — *Tomas Hertl, Pacific, 2020 SF. Pacific 10, Central 5.*

MOST ASSISTS, CAREER

11 — *Connor McDavid (9 GP).*

MOST ASSISTS, GAME

4 — *Connor McDavid, Pacific, 2018 SF. Pacific 5, Central 2.*
— Tyler Bertuzzi, Atlantic, 2020 SF. Atlantic 9, Metropolitan 5.

MOST POINTS, CAREER

15 — *Sidney Crosby (8-7—15 in 6 GP).*
— Johnny Gaudreau (8-7—15 in 9 GP).

MOST POINTS, GAME

5 — Matthew Tkachuk, Atlantic, 2023 SF (3-2—5). Atlantic 10, Metropolitan 6.
— *Mathew Barzal, Metropolitan, 2019 F (2-3—5). Metropolitan 10, Central 5.*
— *Sidney Crosby, Metropolitan, 2019 F (2-3—5). Metropolitan 10, Central 5.*

MOST POWER-PLAY GOALS, CAREER

1 — Joe Pavelski (7 GP).

FASTEST GOALS, FROM START OF GAME

0:13 — *Tom Wilson, Metropolitan, 2022 SF. Metropolitan 6, Pacific 4.*

FASTEST GOALS, FROM START OF ANY PERIOD

0:13 — *Tom Wilson, Metropolitan, 2022 SF (1st Period). Metropolitan 6, Pacific 4.*

FASTEST TWO GOALS, ONE PLAYER, FROM START OF GAME

4:49 — Wayne Simmonds, Metropolitan, 2017 SF, at 2:12 and 4:49. Metropolitan 10, Atlantic 6.

FASTEST TWO GOALS, ONE PLAYER, FROM START OF ANY PERIOD

3:34 — *Leon Draisaitl, Pacific, 2020 SF (2nd Period), at 0:46 and 3:34. Pacific 10, Central 5.*

FASTEST TWO GOALS, ONE PLAYER, ANY TIME OF GAME

0:20 — Johnny Gaudreau, Metropolitan, 2023 SF (1st Period), at 5:20 and 5:40. Atlantic 10, Metropolitan 6.

MOST PENALTY MINUTES, CAREER

1 — Johnny Gaudreau (9 GP).

* * * * *

GOALTENDER RECORDS

MOST TITLES, CAREER

2 — Braden Holtby (Metropolitan in 2017, Metropolitan in 2019).

MOST APPEARANCES, CAREER (By Year)

5 — Braden Holtby (2016-20).
— Andrei Vasilevskiy (2018-20, 2022-23).

MOST GAMES PLAYED, CAREER (1 or 2 Per Year)

8 — Andrei Vasilevskiy (2018-20, 2022-23).

MOST WINS, CAREER

4 — Braden Holtby (7 GP).

LOWEST GOALS-AGAINST AVERAGE, CAREER (Minimum: 1 GP)

6.00 — Roberto Luongo (2 GP).
— David Rittich (2 GP).

HIGHEST SAVE PERCENTAGE, CAREER (Minimum: 1 GP)

.909 — Roberto Luongo (2 GP).

MOST SAVES, CAREER

71 — Andrei Vasilevskiy (8 GP).

MOST SAVES, GAME

19 — Devan Dubnyk (22 SA), Central, 2019 SF. Central 10, Pacific 4.

MOST SHOTS AGAINST, CAREER

96 — Andrei Vasilevskiy (8 GP).

MOST SHOTS AGAINST, GAME

22 — Devan Dubnyk (19 SV), Central, 2019 SF. Central 10, Pacific 4.

* * * * *

HEAD COACH RECORDS

MOST TITLES, CAREER

1 — Rod Brind'Amour (Metropolitan, 2022).
— Gerard Gallant (Pacific, 2018).
— Wayne Gretzky (Metropolitan, 2017).
— Jim Montgomery (Atlantic, 2023).
— Todd Reirden (Metropolitan, 2019).
— Darryl Sutter (Pacific, 2016).
— Rick Tocchet (Pacific, 2020).

MOST APPEARANCES, CAREER (By Year)

3 — Peter DeBoer (Pacific in 2017, Pacific in 2022, Central in 2023).

MOST GAMES COACHED, CAREER (1 or 2 Per Year)

5 — Peter DeBoer (2017, 2022, 2023).

MOST WINS, CAREER

3 — Gerard Gallant (2016, 2018).

NHL ALL-STAR GAME REGISTERS FOR SKATERS, GOALTENDERS AND HEAD COACHES

2024 NHL All-Star Weekend Participants in Red/Italics

Names SOLELY in Italics Only Participated in Benefit/Memorial Games Pre-1947

Skater	--- 1947-2015 ---				--- 2016-23 (3-ON-3 FORMAT) ---				
	GP	G	A	P	Years	GP	G	A	P
ABEL, Sid	3	0	1	1	---	---	---	---	---
ACTON, Keith	1	0	0	0	---	---	---	---	---
ADAMS, Greg	1	0	0	0	---	---	---	---	---
<i>AHO, Sebastian</i>	---	---	---	---	2	4	3	2	5
ALFREDSSON, Daniel	6	4	4	8	---	---	---	---	---
ALLEN, Keith	1	0	0	0	---	---	---	---	---
ALLISON, Jason	1	0	1	1	---	---	---	---	---
AMONTE, Tony	5	4	6	10	---	---	---	---	---
ANDERSON, Glenn	4	0	2	2	---	---	---	---	---
<i>ANDERSON, Tom</i>	1	0	0	0	---	---	---	---	---
ANDREYCHUK, Dave	2	2	2	4	---	---	---	---	---
APPS, Syl	1	1	1	2	---	---	---	---	---
APPS JR., Syl	1	2	0	2	---	---	---	---	---
ARBOUR, Al	1	0	0	0	---	---	---	---	---
ARMSTRONG, Bob	1	0	0	0	---	---	---	---	---
ARMSTRONG, George	7	0	2	2	---	---	---	---	---
ARNOTT, Jason	2	0	1	1	---	---	---	---	---
ATKINSON, Cam	---	---	---	---	2	4	6	4	10
AUCOIN, Adrian	1	1	0	1	---	---	---	---	---
AUDETTE, Donald	1	0	1	1	---	---	---	---	---
<i>AURIE, Larry</i>	1	0	0	0	---	---	---	---	---
AWREY, Don	1	0	1	1	---	---	---	---	---
BABYCH, Dave	2	2	0	2	---	---	---	---	---
BABYCH, Wayne	1	1	0	1	---	---	---	---	---
BACKES, David	1	0	3	3	---	---	---	---	---
BACKSTROM, Nicklas	---	---	---	---	1	1	0	0	0
BACKSTROM, Ralph	6	0	3	3	---	---	---	---	---
BAILEY, Josh	---	---	---	---	1	1	0	1	1
BALON, Dave	4	0	1	1	---	---	---	---	---
BARBER, Bill	6	2	1	3	---	---	---	---	---
BARILKO, Bill	3	1	0	1	---	---	---	---	---
BARKOV, Aleksander	---	---	---	---	2	4	0	6	6
BARNES, Norm	1	0	0	0	---	---	---	---	---
<i>BARRY, Marty</i>	1	1	1	2	---	---	---	---	---
<i>BARZAL, Mathew</i>	---	---	---	---	2	3	2	6	8
BATHGATE, Andy	8	3	3	6	---	---	---	---	---
BAUER, Bobby	1	0	0	0	---	---	---	---	---
BAUN, Bob	5	0	2	2	---	---	---	---	---
BECK, Barry	2	0	1	1	---	---	---	---	---
BELIVEAU, Jean	13	4	3	7	---	---	---	---	---
BELLOWS, Brian	3	3	1	4	---	---	---	---	---
BENN, Jamie	1	0	0	0	1	1	0	1	1
BENNETT, Curt	2	1	0	1	---	---	---	---	---
BENTLEY, Doug	5	2	1	3	---	---	---	---	---
BENTLEY, Max	4	2	1	3	---	---	---	---	---
BERENSON, Red	6	1	3	4	---	---	---	---	---
BERGERON, Patrice	1	1	4	5	2	3	1	0	1
BERGMAN, Gary	1	0	0	0	---	---	---	---	---
BERRY, Bob	2	1	0	1	---	---	---	---	---
BERTUZZI, Todd	2	0	2	2	---	---	---	---	---
BERTUZZI, Tyler	---	---	---	---	1	2	1	4	5
BLACK, Steve	1	0	0	0	---	---	---	---	---
BLADON, Tom	2	0	0	0	---	---	---	---	---
<i>BLAIR, Andy</i>	1	1	2	3	---	---	---	---	---
BLAKE, Jason	1	0	2	2	---	---	---	---	---
BLAKE, Rob	7	1	3	4	---	---	---	---	---
<i>BLAKE, Toe</i>	2	0	1	1	---	---	---	---	---
<i>BLINCO, Russ</i>	1	0	1	1	---	---	---	---	---
BODNAR, Gus	1	0	0	0	---	---	---	---	---
BOESCH, Garth	2	0	0	0	---	---	---	---	---

Skater	--- 1947-2015 ---				--- 2016-23 (3-ON-3 FORMAT) ---				
	GP	G	A	P	Years	GP	G	A	P
<i>BOESER, Brock</i>	---	---	---	---	<i>1</i>	<i>2</i>	<i>2</i>	<i>1</i>	<i>3</i>
BOIVIN, Leo	3	1	0	1	---	---	---	---	---
BOLDIREV, Ivan	1	0	0	0	---	---	---	---	---
<i>BOLL, Buzz</i>	<i>1</i>	<i>0</i>	<i>0</i>	<i>0</i>	---	---	---	---	---
BOLTON, Hugh	1	0	0	0	---	---	---	---	---
BONDRA, Peter	5	1	4	5	---	---	---	---	---
BONIN, Marcel	5	0	2	2	---	---	---	---	---
BONK, Radek	2	2	1	3	---	---	---	---	---
BOSSY, Mike	7	2	2	4	---	---	---	---	---
BOUCHARD, Butch	6	0	0	0	---	---	---	---	---
<i>BOUCHER, Frank</i>	<i>1</i>	<i>0</i>	<i>0</i>	<i>0</i>	---	---	---	---	---
BOUCHER, Philippe	1	0	0	0	---	---	---	---	---
BOUDRIAS, Andre	1	0	0	0	---	---	---	---	---
BOURNE, Bob	1	0	0	0	---	---	---	---	---
BOURQUE, Ray	19	4	13	17	---	---	---	---	---
BOUWMEESTER, Jay	2	1	2	3	---	---	---	---	---
BOYLE, Brian	---	---	---	---	1	1	0	0	0
BOYLE, Dan	2	1	2	3	---	---	---	---	---
BOYNTON, Nick	1	0	0	0	---	---	---	---	---
BRADLEY, Brian	2	0	0	0	---	---	---	---	---
BREWER, Carl	4	0	1	1	---	---	---	---	---
BREWER, Eric	1	0	0	0	---	---	---	---	---
BRIERE, Daniel	2	3	4	7	---	---	---	---	---
BRIND'AMOUR, Rod	1	0	0	0	---	---	---	---	---
BROTEN, Neal	2	0	1	1	---	---	---	---	---
BROWN, Dustin	1	0	1	1	---	---	---	---	---
BROWN, Rob	1	0	0	0	---	---	---	---	---
BUCYK, Johnny	7	1	3	4	---	---	---	---	---
BULLARD, Mike	1	0	0	0	---	---	---	---	---
BULLER, Hy	1	0	1	1	---	---	---	---	---
BURE, Pavel	6	7	7	14	---	---	---	---	---
BURE, Valeri	1	0	2	2	---	---	---	---	---
BURNS, Brent	2	1	2	3	4	7	3	8	11
BURRIDGE, Randy	1	1	0	1	---	---	---	---	---
BURROWS, Dave	3	0	0	0	---	---	---	---	---
<i>BUSWELL, Walt</i>	<i>2</i>	<i>0</i>	<i>0</i>	<i>0</i>	---	---	---	---	---
BUTCHER, Garth	1	0	0	0	---	---	---	---	---
BUZEK, Petr	1	0	0	0	---	---	---	---	---
BYFUGLIEN, Dustin	2	1	1	2	1	1	1	1	2
CAMPBELL, Brian	4	1	4	5	---	---	---	---	---
CARLETON, Wayne	1	0	2	2	---	---	---	---	---
CARLSON, John	---	---	---	---	2	3	1	1	2
CARLYLE, Randy	4	1	2	3	---	---	---	---	---
CARPENTER, Bobby	1	0	0	0	---	---	---	---	---
CARSON, Jimmy	1	1	1	2	---	---	---	---	---
CARTER, Jeff	1	0	0	0	1	2	1	3	4
CARVETH, Joe	1	0	0	0	---	---	---	---	---
CASHMAN, Wayne	1	0	0	0	---	---	---	---	---
CAVALLINI, Paul	1	0	0	0	---	---	---	---	---
CHABOT, Thomas	---	---	---	---	1	1	0	0	0
<i>CHAPMAN, Art</i>	<i>1</i>	<i>0</i>	<i>1</i>	<i>1</i>	---	---	---	---	---
CHARA, Zdeno	6	3	3	6	---	---	---	---	---
CHARRON, Guy	1	0	0	0	---	---	---	---	---
CHEECHOO, Jonathan	1	0	1	1	---	---	---	---	---
CHELIOS, Chris	11	1	5	6	---	---	---	---	---
CHEVREFILS, Real	2	0	1	1	---	---	---	---	---
CHIASSON, Steve	1	0	0	0	---	---	---	---	---
CHRISTIAN, Dave	1	0	0	0	---	---	---	---	---
CICCARELLI, Dino	4	1	4	5	---	---	---	---	---
CIRELLA, Joe	1	1	1	2	---	---	---	---	---
<i>CLANCY, King</i>	<i>2</i>	<i>0</i>	<i>0</i>	<i>0</i>	---	---	---	---	---
<i>CLAPPER, Dit</i>	<i>2</i>	<i>1</i>	<i>0</i>	<i>1</i>	---	---	---	---	---
CLARK, Wendel	2	0	1	1	---	---	---	---	---
CLARKE, Bobby	8	0	3	3	---	---	---	---	---
CLEMENT, Bill	2	0	0	0	---	---	---	---	---
CLOUTIER, Real	1	1	1	2	---	---	---	---	---

Skater	--- 1947-2015 ---				--- 2016-23 (3-ON-3 FORMAT) ---				
	GP	G	A	P	Years	GP	G	A	P
COFFEY, Paul	14	2	9	11	---	---	---	---	---
COLVILLE, Neil	1	0	0	0	---	---	---	---	---
CONACHER, Brian	1	0	0	0	---	---	---	---	---
CONACHER, Charlie	2	1	1	2	---	---	---	---	---
CONACHER, Lionel	1	0	0	0	---	---	---	---	---
CONACHER, Roy	1	0	0	0	---	---	---	---	---
CONNOR, Kyle	---	---	---	---	1	2	1	1	2
COOK, Bill	1	0	0	0	---	---	---	---	---
CORCORAN, Norm	1	0	0	0	---	---	---	---	---
CORSON, Shayne	2	1	0	1	---	---	---	---	---
COSTELLO, Les	1	0	1	1	---	---	---	---	---
COTTON, Baldy	1	1	0	1	---	---	---	---	---
COULTER, Art	1	0	1	1	---	---	---	---	---
COURNOYER, Yvan	6	2	1	3	---	---	---	---	---
COURTNALL, Russ	1	0	0	0	---	---	---	---	---
COUTURE, Gerry	1	0	0	0	---	---	---	---	---
COUTURE, Logan	1	0	1	1	---	---	---	---	---
CREIGHTON, Dave	2	0	1	1	---	---	---	---	---
CROSBY, Sidney	1	0	0	0	4	6	8	7	15
CULLEN, John	2	0	1	1	---	---	---	---	---
CURRY, Floyd	5	0	0	0	---	---	---	---	---
CUSHENAN, Ian	1	0	0	0	---	---	---	---	---
CZERKAWSKI, Mariusz	1	0	1	1	---	---	---	---	---
DAHLINE, Rasmus	---	---	---	---	2	3	2	2	4
DAILEY, Bob	2	0	0	0	---	---	---	---	---
DAMPHOUSSE, Vincent	3	5	3	8	---	---	---	---	---
DATSYUK, Pavel	3	0	4	4	---	---	---	---	---
DAVIS, Lorne	1	0	0	0	---	---	---	---	---
DAWES, Bob	1	0	0	0	---	---	---	---	---
DAY, Hap	2	1	0	1	---	---	---	---	---
DAZE, Eric	1	2	1	3	---	---	---	---	---
DeBRINCAT, Alex	---	---	---	---	1	2	2	1	3
DELVECCHIO, Alex	13	3	3	6	---	---	---	---	---
DEMITRA, Pavol	3	3	0	3	---	---	---	---	---
DESJARDINS, Eric	3	0	2	2	---	---	---	---	---
DEWSBURY, Al	1	0	0	0	---	---	---	---	---
DILLON, Cecil	1	1	1	2	---	---	---	---	---
DINEEN, Bill	2	0	0	0	---	---	---	---	---
DINEEN, Kevin	2	0	2	2	---	---	---	---	---
DIONNE, Marcel	8	2	4	6	---	---	---	---	---
DOAN, Shane	2	2	1	3	---	---	---	---	---
DORNHOEFER, Gary	2	0	1	1	---	---	---	---	---
DOUGHTY, Drew	1	0	1	1	4	7	4	5	9
DOUGLAS, Kent	3	1	1	2	---	---	---	---	---
DRAISAITL, Leon	---	---	---	---	4	5	4	4	8
DRILLON, Gordie	1	0	0	0	---	---	---	---	---
DROUIN, Polly	1	0	1	1	---	---	---	---	---
DUCHENE, Matt	1	1	0	1	1	1	0	2	2
DUCHESNE, Steve	3	0	2	2	---	---	---	---	---
DUCLAIR, Anthony	---	---	---	---	1	2	3	2	5
DUFF, Dick	7	1	1	2	---	---	---	---	---
DUGUAY, Ron	1	0	0	0	---	---	---	---	---
DUMART, Woody	2	1	0	1	---	---	---	---	---
DUPERE, Denis	1	0	1	1	---	---	---	---	---
DUPONT, Andre	1	0	1	1	---	---	---	---	---
DUTTON, Red	1	0	0	0	---	---	---	---	---
EBERLE, Jordan	1	0	1	1	1	1	1	0	1
ECCLESTONE, Tim	1	0	0	0	---	---	---	---	---
EDDOLLS, Frank	1	0	0	0	---	---	---	---	---
EDLER, Alexander	1	0	0	0	---	---	---	---	---
EGAN, Pat	1	0	0	0	---	---	---	---	---
EHMAN, Gerry	1	0	1	1	---	---	---	---	---
EICHEL, Jack	---	---	---	---	3	5	2	6	8
EKBLAD, Aaron	1	0	4	4	1	2	1	0	1
ELIAS, Patrik	4	1	6	7	---	---	---	---	---
ELLETT, Dave	2	0	1	1	---	---	---	---	---

Skater	--- 1947-2015 ---				--- 2016-23 (3-ON-3 FORMAT) ---				
	GP	G	A	P	Years	GP	G	A	P
ELLIS, Ron	4	1	0	1	---	---	---	---	---
ERIKSSON, Loui	1	2	2	4	---	---	---	---	---
ERIKSSON, Roland	1	0	0	0	---	---	---	---	---
ESPOSITO, Phil	10	3	2	5	---	---	---	---	---
EVANS, Jack	2	0	0	0	---	---	---	---	---
EZINICKI, Bill	2	1	1	2	---	---	---	---	---
FAULK, Justin	1	0	2	2	2	3	1	5	6
FEDERKO, Bernie	2	0	2	2	---	---	---	---	---
FEDOROV, Sergei	6	4	6	10	---	---	---	---	---
FERGUSON, John	2	2	0	2	---	---	---	---	---
FERRARO, Ray	1	0	0	0	---	---	---	---	---
FETISOV, Viacheslav	2	0	2	2	---	---	---	---	---
FIALA, Kevin	---	---	---	---	1	1	0	2	2
<i>FINNIGAN, Frank</i>	1	1	0	1	---	---	---	---	---
FLAMAN, Fern	6	0	0	0	---	---	---	---	---
FLEMING, Reg	1	0	0	0	---	---	---	---	---
FLETT, Bill	1	0	1	1	---	---	---	---	---
FLEURY, Theo	7	6	6	12	---	---	---	---	---
FOGOLIN, Lee	2	0	0	0	---	---	---	---	---
FOGOLIN JR., Lee	1	0	0	0	---	---	---	---	---
FOLIGNO, Nick	1	1	1	2	---	---	---	---	---
<i>FORSBERG, Filip</i>	1	2	0	2	---	---	---	---	---
FORSBERG, Peter	5	2	4	6	---	---	---	---	---
FOWLER, Cam	---	---	---	---	1	2	1	3	4
FOX, Adam	---	---	---	---	1	1	0	1	1
FRANCIS, Ron	4	1	3	4	---	---	---	---	---
FRYCER, Miroslav	1	1	0	1	---	---	---	---	---
GABORIK, Marian	3	5	3	8	---	---	---	---	---
GADSBY, Bill	8	0	2	2	---	---	---	---	---
GAGNE, Simon	2	2	0	2	---	---	---	---	---
GAGNER, Dave	1	1	0	1	---	---	---	---	---
<i>GAGNON, Johnny</i>	2	2	1	3	---	---	---	---	---
GAINEY, Bob	4	0	1	1	---	---	---	---	---
GALLEY, Garry	2	0	0	0	---	---	---	---	---
GAMBLE, Dick	1	0	0	0	---	---	---	---	---
GARDNER, Cal	2	0	1	1	---	---	---	---	---
GARE, Danny	2	0	0	0	---	---	---	---	---
GARTNER, Mike	7	6	1	7	---	---	---	---	---
GAUDREAU, Johnny	1	0	2	2	6	9	8	7	15
GEE, George	1	0	0	0	---	---	---	---	---
GEOFFRION, Bernie	11	1	2	3	---	---	---	---	---
<i>GETLIFFE, Ray</i>	1	0	1	1	---	---	---	---	---
GETZLAF, Ryan	3	2	3	5	---	---	---	---	---
GIBBS, Barry	1	0	0	0	---	---	---	---	---
GILBERT, Rod	8	0	3	3	---	---	---	---	---
GILLIES, Clark	1	0	0	0	---	---	---	---	---
GILMOUR, Doug	2	1	1	2	---	---	---	---	---
GIORDANO, Mark	1	0	1	1	2	4	0	3	3
GIRARDI, Dan	1	0	1	1	---	---	---	---	---
GIRGENSONS, Zengus	1	0	0	0	---	---	---	---	---
GIROUX, Claude	3	3	3	6	4	6	5	2	7
GODFREY, Warren	1	0	0	0	---	---	---	---	---
GOLDHAM, Bob	6	1	2	3	---	---	---	---	---
GOLDSWORTHY, Bill	4	0	0	0	---	---	---	---	---
GOMEZ, Scott	2	0	1	1	---	---	---	---	---
GONCHAR, Sergei	4	0	3	3	---	---	---	---	---
<i>GOODFELLOW, Ebbie</i>	2	0	0	0	---	---	---	---	---
GORING, Butch	1	0	1	1	---	---	---	---	---
<i>GOTTSELIG, Johnny</i>	2	2	3	5	---	---	---	---	---
GOULET, Michel	5	1	2	3	---	---	---	---	---
<i>GOUPILLE, Red</i>	1	0	0	0	---	---	---	---	---
GOYETTE, Phil	4	0	0	0	---	---	---	---	---
GRADIN, Thomas	1	0	0	0	---	---	---	---	---
GRANATO, Tony	1	0	0	0	---	---	---	---	---
GRANT, Danny	3	0	1	1	---	---	---	---	---
GRAVES, Adam	1	0	2	2	---	---	---	---	---

Skater	--- 1947-2015 ---				--- 2016-23 (3-ON-3 FORMAT) ---				
	GP	G	A	P	Years	GP	G	A	P
GREEN, Mike	1	0	2	2	1	2	2	1	3
GREEN, Ted	2	0	0	0	---	---	---	---	---
GRESCHNER, Ron	1	0	0	0	---	---	---	---	---
GRETZKY, Wayne	18	13	12	25	---	---	---	---	---
GUENTZEL, Jake	---	---	---	---	1	2	1	2	3
GUERIN, Bill	4	3	4	7	---	---	---	---	---
GUEVREMONT, Jocelyn	1	0	0	0	---	---	---	---	---
HADFIELD, Vic	2	0	0	0	---	---	---	---	---
HALL, Murray	1	0	0	0	---	---	---	---	---
HALL, Taylor	---	---	---	---	2	4	3	4	7
HAMPSON, Ted	1	0	0	0	---	---	---	---	---
HAMRLIK, Roman	3	0	1	1	---	---	---	---	---
HANIFIN, Noah	---	---	---	---	1	1	0	0	0
HARMON, Glen	2	0	0	0	---	---	---	---	---
HARPER, Terry	4	1	2	3	---	---	---	---	---
HARRIS, Billy (July 29, 1935)	4	0	1	1	---	---	---	---	---
HARRIS, Billy (Jan. 29, 1952)	1	0	2	2	---	---	---	---	---
HARRIS, Ted	5	0	1	1	---	---	---	---	---
HARTNELL, Scott	1	0	2	2	---	---	---	---	---
HARTSBURG, Craig	3	1	0	1	---	---	---	---	---
HARVEY, Doug	13	1	7	8	---	---	---	---	---
HATCHER, Derian	1	0	0	0	---	---	---	---	---
HATCHER, Kevin	5	0	4	4	---	---	---	---	---
HAVLAT, Martin	2	2	4	6	---	---	---	---	---
HAWERCHUK, Dale	5	4	0	4	---	---	---	---	---
HAY, Bill	2	0	0	0	---	---	---	---	---
HAYES, Kevin	---	---	---	---	1	1	0	2	2
<i>HAYNES, Paul</i>	2	1	0	1	---	---	---	---	---
HEATLEY, Dany	3	6	3	9	---	---	---	---	---
HEBENTON, Andy	1	1	0	1	---	---	---	---	---
HEDBERG, Anders	1	1	0	1	---	---	---	---	---
HEDMAN, Victor	---	---	---	---	3	4	3	5	8
HEISKANEN, Miro	---	---	---	---	1	2	0	0	0
HEJDUK, Milan	3	2	3	5	---	---	---	---	---
HENDERSON, Paul	2	1	0	1	---	---	---	---	---
HENRY, Camille	3	0	2	2	---	---	---	---	---
HERGESHEIMER, Wally	2	2	0	2	---	---	---	---	---
<i>HERTL, Tomas</i>	---	---	---	---	1	2	5	0	5
HEXTALL, Dennis	2	0	0	0	---	---	---	---	---
HICKE, Bill	3	0	2	2	---	---	---	---	---
HILLMAN, Larry	5	0	2	2	---	---	---	---	---
<i>HIMES, Normie</i>	1	0	0	0	---	---	---	---	---
HISCHIER, Nico	---	---	---	---	1	1	2	1	3
HODGE, Ken	3	0	1	1	---	---	---	---	---
HOLIK, Bobby	2	0	1	1	---	---	---	---	---
HOLLINGWORTH, Gord	1	0	0	0	---	---	---	---	---
HOLMGREN, Paul	1	0	1	1	---	---	---	---	---
HORCOFF, Shawn	1	0	0	0	---	---	---	---	---
<i>HORNER, Red</i>	2	0	0	0	---	---	---	---	---
HORTON, Tim	7	0	0	0	---	---	---	---	---
HORVAT, Bo	---	---	---	---	2	3	2	3	5
HORVATH, Bronco	2	0	0	0	---	---	---	---	---
HOSSA, Marian	5	2	9	11	---	---	---	---	---
HOUSLEY, Phil	7	0	4	4	---	---	---	---	---
HOWE, Gordie	23	10	9	19	---	---	---	---	---
HOWE, Mark	4	0	1	1	---	---	---	---	---
<i>HOWE, Syd</i>	1	0	0	0	---	---	---	---	---
HOWELL, Harry	7	0	1	1	---	---	---	---	---
HUBER, Willie	1	0	0	0	---	---	---	---	---
HUBERDEAU, Jonathan	---	---	---	---	2	3	3	2	5
HUGHES, Jack	---	---	---	---	2	3	3	1	4
<i>HUGHES, Quinn</i>	---	---	---	---	1	2	1	5	6
HULL, Bobby	12	5	5	10	---	---	---	---	---
HULL, Brett	8	3	8	11	---	---	---	---	---
HULL, Dennis	5	0	2	2	---	---	---	---	---
HUNTER, Dale	1	0	0	0	---	---	---	---	---

Skater	--- 1947-2015 ---				--- 2016-23 (3-ON-3 FORMAT) ---				
	GP	G	A	P	Years	GP	G	A	P
HUNTER, Mark	1	0	0	0	---	---	---	---	---
IAFRATE, Al	4	0	0	0	---	---	---	---	---
IGINLA, Jarome	6	2	4	6	---	---	---	---	---
JACKSON, Busher	3	2	1	3	---	---	---	---	---
JAGR, Jaromir	9	4	8	12	1	2	1	0	1
JARRETT, Doug	1	0	0	0	---	---	---	---	---
JOHANSEN, Ryan	1	2	2	4	---	---	---	---	---
JOHNSON, Ivan	1	0	0	0	---	---	---	---	---
JOHNSON, Mark	1	0	3	3	---	---	---	---	---
JOHNSON, Tom	8	0	2	2	---	---	---	---	---
JOHNSTON, Joey	3	0	1	1	---	---	---	---	---
JOHNSTONE, Eddie	1	0	2	2	---	---	---	---	---
JOKINEN, Olli	1	1	3	4	---	---	---	---	---
JOLIAT, Aurel	2	0	1	1	---	---	---	---	---
JONES, Seth	---	---	---	---	4	7	6	7	13
JOSI, Roman	---	---	---	---	4	6	3	9	12
JOVANOVSKI, Ed	5	2	4	6	---	---	---	---	---
JUZDA, Bill	2	0	0	0	---	---	---	---	---
KABERLE, Tomas	4	0	3	3	---	---	---	---	---
KADRI, Nazem	---	---	---	---	2	3	2	1	3
KAMENSKY, Valeri	1	0	0	0	---	---	---	---	---
KANE, Patrick	4	4	3	7	5	6	5	2	7
KAPANEN, Sami	2	1	1	2	---	---	---	---	---
KAPRIZOV, Kirill	---	---	---	---	2	4	0	3	3
KARIYA, Paul	7	3	5	8	---	---	---	---	---
KARLSSON, Erik	2	0	0	0	5	7	5	4	9
KASATONOV, Alexei	1	0	0	0	---	---	---	---	---
KEHOE, Rick	2	0	1	1	---	---	---	---	---
KEITH, Duncan	3	0	2	2	1	1	0	0	0
KELLER, Clayton	---	---	---	---	3	5	4	3	7
KELLY, Red	12	1	7	8	---	---	---	---	---
KEMPE, Adrian	---	---	---	---	1	1	0	0	0
KENNEDY, Ted	6	0	1	1	---	---	---	---	---
KEON, Dave	8	0	2	2	---	---	---	---	---
KERR, Tim	3	1	2	3	---	---	---	---	---
KESLER, Ryan	1	0	0	0	1	2	1	2	3
KESSEL, Phil	3	1	2	3	---	---	---	---	---
KHRISTICH, Dmitri	2	0	1	1	---	---	---	---	---
KILREA, Hec	1	1	1	2	---	---	---	---	---
KISIO, Kelly	1	1	1	2	---	---	---	---	---
KLINGBERG, John	---	---	---	---	1	1	0	0	0
KLUKAY, Joe	3	0	0	0	---	---	---	---	---
KNUTSEN, Espen	1	1	1	2	---	---	---	---	---
KOIVU, Saku	1	0	3	3	---	---	---	---	---
KOMAROV, Leo	---	---	---	---	1	2	0	1	1
KOMISAREK, Mike	1	0	0	0	---	---	---	---	---
KONECNY, Travis	---	---	---	---	1	1	0	3	3
KOPITAR, Anze	3	2	0	2	2	4	0	6	6
KORAB, Jerry	2	0	0	0	---	---	---	---	---
KOVALCHUK, Ilya	3	1	1	2	---	---	---	---	---
KOVALEV, Alex	3	3	2	5	---	---	---	---	---
KOZLOV, Viktor	1	0	3	3	---	---	---	---	---
KRAVCHUK, Igor	1	1	0	1	---	---	---	---	---
KREIDER, Chris	---	---	---	---	2	3	1	1	2
KRIVOKRASOV, Sergei	1	0	0	0	---	---	---	---	---
KRUPP, Uwe	1	0	0	0	---	---	---	---	---
KRUSHELNYSKI, Mike	1	0	3	3	---	---	---	---	---
KUBA, Filip	1	0	0	0	---	---	---	---	---
KUBINA, Pavel	1	0	0	0	---	---	---	---	---
KUCHEROV, Nikita	---	---	---	---	4	6	7	3	10
KUDELSKI, Bob	1	2	0	2	---	---	---	---	---
KURRI, Jari	8	2	4	6	---	---	---	---	---
KUZNETSOV, Evgeny	---	---	---	---	2	3	2	1	3
KYROU, Jordan	---	---	---	---	1	2	2	3	5
LABINE, Leo	2	0	0	0	---	---	---	---	---
LACH, Elmer	3	0	1	1	---	---	---	---	---

Skater	--- 1947-2015 ---				--- 2016-23 (3-ON-3 FORMAT) ---				
	GP	G	A	P	Years	GP	G	A	P
LACHANCE, Scott	1	0	0	0	---	---	---	---	---
LAFLEUR, Guy	6	1	7	8	---	---	---	---	---
LaFONTAINE, Pat	5	3	2	5	---	---	---	---	---
LAINE, Patrik	---	---	---	---	1	1	0	0	0
LANDESKOG, Gabriel	---	---	---	---	1	2	4	3	7
LANG, Robert	1	0	1	1	---	---	---	---	---
LANGEVIN, Dave	1	0	0	0	---	---	---	---	---
LANGLOIS, Al	2	0	0	0	---	---	---	---	---
LANGWAY, Rod	6	0	1	1	---	---	---	---	---
LAPERRIERE, Jacques	5	2	1	3	---	---	---	---	---
LAPOINTE, Guy	4	0	2	2	---	---	---	---	---
LAPRADE, Edgar	4	0	2	2	---	---	---	---	---
LARIONOV, Igor	1	1	0	1	---	---	---	---	---
LARKIN, Dylan	---	---	---	---	3	5	5	4	9
LARMER, Steve	2	0	2	2	---	---	---	---	---
LAROSE, Claude	4	1	2	3	---	---	---	---	---
LAROCHE, Pierre	2	2	1	3	---	---	---	---	---
LARSON, Reed	3	1	0	1	---	---	---	---	---
LARSSON, Oliver Ekman	1	0	1	1	1	2	0	1	1
LEACH, Reggie	2	1	1	2	---	---	---	---	---
LECAVALIER, Vincent	4	0	2	2	---	---	---	---	---
LeCLAIR, Jack	1	0	0	0	---	---	---	---	---
LeCLAIR, John	4	3	2	5	---	---	---	---	---
LEEMAN, Gary	1	1	1	2	---	---	---	---	---
LEETCH, Brian	9	0	2	2	---	---	---	---	---
LEHTINEN, Jere	1	0	3	3	---	---	---	---	---
LEMAIRE, Jacques	2	1	1	2	---	---	---	---	---
LEMIEUX, Mario	10	13	10	23	---	---	---	---	---
LEPINE, Pit	1	1	0	1	---	---	---	---	---
LESWICK, Tony	6	0	0	0	---	---	---	---	---
LETANG, Kris	2	2	1	3	4	5	4	3	7
LEVER, Don	1	0	0	0	---	---	---	---	---
LEVINSKY, Alex	1	0	0	0	---	---	---	---	---
LEWICKI, Danny	1	0	0	0	---	---	---	---	---
LEWIS, Herbie	1	0	0	0	---	---	---	---	---
LIBETT, Nick	1	0	0	0	---	---	---	---	---
LIDSTROM, Nicklas	11	1	7	8	---	---	---	---	---
LINDEN, Trevor	2	1	1	2	---	---	---	---	---
LINDGREN, Lars	1	0	0	0	---	---	---	---	---
LINDROS, Eric	5	3	2	5	---	---	---	---	---
LINDSAY, Ted	11	5	5	10	---	---	---	---	---
LITZENBERGER, Ed	6	1	5	6	---	---	---	---	---
LONSBERRY, Ross	1	0	0	0	---	---	---	---	---
LORRAIN, Rod	1	0	1	1	---	---	---	---	---
LOWE, Kevin	7	0	3	3	---	---	---	---	---
LUCE, Don	1	1	0	1	---	---	---	---	---
LUKOWICH, Morris	2	0	0	0	---	---	---	---	---
LUPUL, Joffrey	1	2	0	2	---	---	---	---	---
LYNN, Vic	3	0	0	0	---	---	---	---	---
LYSIK, Tom	3	0	0	0	---	---	---	---	---
MacADAM, Al	2	1	1	2	---	---	---	---	---
MacDONALD, Blair	1	0	0	0	---	---	---	---	---
MacDONALD, Lowell	2	1	2	3	---	---	---	---	---
MacINNIS, Al	12	2	3	5	---	---	---	---	---
MacKAY, Calum	1	0	0	0	---	---	---	---	---
MACKELL, Fleming	4	0	0	0	---	---	---	---	---
<i>MacKINNON, Nathan</i>	---	---	---	---	4	5	4	4	8
MacLEAN, John	2	1	0	1	---	---	---	---	---
MacLEAN, Paul	1	0	0	0	---	---	---	---	---
MacLEISH, Rick	3	1	1	2	---	---	---	---	---
MacMILLAN, John	2	0	0	0	---	---	---	---	---
MacPHERSON, Bud	1	0	0	0	---	---	---	---	---
MacTAVISH, Craig	1	0	0	0	---	---	---	---	---
MAGNUSON, Keith	2	0	0	0	---	---	---	---	---
MAHOVLICH, Frank	15	8	5	13	---	---	---	---	---
MAHOVLICH, Peter	2	1	3	4	---	---	---	---	---

Skater	--- 1947-2015 ---				--- 2016-23 (3-ON-3 FORMAT) ---				
	GP	G	A	P	Years	GP	G	A	P
<i>MAKAR, Cale</i>	---	---	---	---	<i>2</i>	<i>4</i>	<i>1</i>	<i>5</i>	<i>6</i>
MAKI, Chico	3	1	1	2	---	---	---	---	---
MALKIN, Evgeni	3	2	3	5	1	1	1	1	2
MALONEY, Dan	1	1	1	2	---	---	---	---	---
MALONEY, Don	2	2	3	5	---	---	---	---	---
MANERY, Randy	1	0	0	0	---	---	---	---	---
MANNO, Bob	1	0	0	0	---	---	---	---	---
MANSON, Dave	2	0	2	2	---	---	---	---	---
<i>MANTHA, Georges</i>	2	0	2	2	---	---	---	---	---
<i>MARCH, Mush</i>	1	0	0	0	---	---	---	---	---
MARCHAND, Brad	---	---	---	---	2	3	1	4	5
MARCHESSAULT, Jonathan	---	---	---	---	1	1	1	1	2
MARINI, Hector	1	0	1	1	---	---	---	---	---
MARKOV, Andrei	2	2	0	2	---	---	---	---	---
MARKS, John	1	0	0	0	---	---	---	---	---
MARLEAU, Patrick	3	2	2	4	---	---	---	---	---
<i>MARNER, Mitchell</i>	---	---	---	---	<i>2</i>	<i>4</i>	<i>0</i>	<i>7</i>	<i>7</i>
MAROTTE, Gilles	1	0	0	0	---	---	---	---	---
MARSH, Brad	1	1	1	2	---	---	---	---	---
MARSHALL, Donnie	7	1	1	2	---	---	---	---	---
MARTIN, Frank	1	0	0	0	---	---	---	---	---
MARTIN, Pit	4	2	1	3	---	---	---	---	---
MARTIN, Richard	7	4	3	7	---	---	---	---	---
MARUK, Dennis	2	0	1	1	---	---	---	---	---
MATHERS, Frank	1	0	0	0	---	---	---	---	---
<i>MATTHEWS, Auston</i>	---	---	---	---	<i>4</i>	<i>5</i>	<i>3</i>	<i>2</i>	<i>5</i>
MAXWELL, Brad	1	0	0	0	---	---	---	---	---
MAZUR, Eddie	1	0	0	0	---	---	---	---	---
McCARTHY, Kevin	1	0	0	0	---	---	---	---	---
McCARTHY, Tom	1	1	0	1	---	---	---	---	---
McCORMACK, John	1	0	0	0	---	---	---	---	---
McCRIMMON, Brad	1	0	0	0	---	---	---	---	---
<i>McDAVID, Connor</i>	---	---	---	---	<i>6</i>	<i>9</i>	<i>3</i>	<i>11</i>	<i>14</i>
McDONAGH, Ryan	---	---	---	---	2	3	0	0	0
McDONALD, Ab	5	2	0	2	---	---	---	---	---
McDONALD, Andy	1	0	0	0	---	---	---	---	---
McDONALD, Lanny	4	3	1	4	---	---	---	---	---
McDONOUGH, Al	1	1	0	1	---	---	---	---	---
McEWEN, Mike	1	0	1	1	---	---	---	---	---
McFADDEN, Jim	1	0	0	0	---	---	---	---	---
McKENNEY, Don	7	2	0	2	---	---	---	---	---
McKENNY, Jim	1	0	0	0	---	---	---	---	---
McKENZIE, John	2	1	1	2	---	---	---	---	---
McNAB, Peter	1	0	1	1	---	---	---	---	---
McPHEE, Mike	1	0	0	0	---	---	---	---	---
MEEKER, Howie	3	0	0	0	---	---	---	---	---
MEGER, Paul	3	0	0	0	---	---	---	---	---
MEIER, Timo	---	---	---	---	1	1	1	1	2
MELLANBY, Scott	1	0	0	0	---	---	---	---	---
MELNYK, Gerry	1	0	0	0	---	---	---	---	---
MESSIER, Mark	15	6	14	20	---	---	---	---	---
METZ, Don	1	0	0	0	---	---	---	---	---
MICHALEK, Milan	1	1	1	2	---	---	---	---	---
MICKOSKI, Nick	1	0	0	0	---	---	---	---	---
MIDDLETON, Rick	3	1	1	2	---	---	---	---	---
MIGAY, Rudy	1	0	1	1	---	---	---	---	---
MIKITA, Stan	9	2	4	6	---	---	---	---	---
MIRONOV, Dmitri	1	0	1	1	---	---	---	---	---
MODANO, Mike	7	2	9	11	---	---	---	---	---
MODIN, Freddy	1	0	4	4	---	---	---	---	---
MODRY, Jaroslav	1	0	0	0	---	---	---	---	---
MOGILNY, Alexander	4	2	3	5	---	---	---	---	---
MOHNS, Doug	7	1	0	1	---	---	---	---	---
<i>MONDOU, Armand</i>	1	0	0	0	---	---	---	---	---
MOORE, Dickie	6	1	5	6	---	---	---	---	---
<i>MORENZ, Howie</i>	1	1	0	1	---	---	---	---	---

Skater	--- 1947-2015 ---				--- 2016-23 (3-ON-3 FORMAT) ---				
	GP	G	A	P	Years	GP	G	A	P
MORRISON, Jim	3	0	1	1	---	---	---	---	---
MORRISSEY, Josh	---	---	---	---	1	2	0	1	1
MORTSON, Gus	8	1	2	3	---	---	---	---	---
MOSDELL, Ken	5	1	0	1	---	---	---	---	---
MOSIENKO, Bill	5	0	1	1	---	---	---	---	---
MULLEN, Brian	1	0	1	1	---	---	---	---	---
MULLEN, Joe	3	4	3	7	---	---	---	---	---
MULLER, Kirk	6	2	3	5	---	---	---	---	---
MURDOCH, Bob	1	0	1	1	---	---	---	---	---
MURDOCH, Don	1	0	0	0	---	---	---	---	---
MURPHY, Larry	3	0	0	0	---	---	---	---	---
MURPHY, Mike	1	0	1	1	---	---	---	---	---
MURPHY, Ron	1	0	0	0	---	---	---	---	---
MURRAY, Bob	2	0	1	1	---	---	---	---	---
MURRAY, Glen	2	0	0	0	---	---	---	---	---
NASH, Rick	6	9	5	14	---	---	---	---	---
NASLUND, Markus	5	3	7	10	---	---	---	---	---
NASLUND, Mats	3	1	6	7	---	---	---	---	---
NEAL, James	1	0	1	1	2	3	4	1	5
NEELY, Cam	5	2	3	5	---	---	---	---	---
NEILSON, Jim	2	0	0	0	---	---	---	---	---
NELSON, Brock	---	---	---	---	1	1	0	0	0
NESTERENKO, Eric	2	1	0	1	---	---	---	---	---
NEVIN, Bob	4	1	0	1	---	---	---	---	---
NICHOLLS, Bernie	3	0	1	1	---	---	---	---	---
NIEDERMAYER, Scott	5	2	2	4	---	---	---	---	---
NIELSEN, Frans	---	---	---	---	1	1	0	0	0
NIEUWENDYK, Joe	4	0	5	5	---	---	---	---	---
NIINIMAA, Janne	1	0	0	0	---	---	---	---	---
NILSSON, Kent	2	2	0	2	---	---	---	---	---
NOLAN, Owen	5	4	1	5	---	---	---	---	---
NOLET, Simon	2	1	0	1	---	---	---	---	---
NORSTROM, Mattias	1	0	0	0	---	---	---	---	---
<i>NORTHCOTT, Baldy</i>	1	0	0	0	---	---	---	---	---
NUGENT-HOPKINS, Ryan	1	0	2	2	---	---	---	---	---
NUMMINEN, Teppo	3	0	2	2	---	---	---	---	---
NYSTROM, Bobby	1	0	1	1	---	---	---	---	---
OATES, Adam	5	1	12	13	---	---	---	---	---
O'CONNELL, Mike	1	0	0	0	---	---	---	---	---
O'CONNOR, Buddy	1	0	0	0	---	---	---	---	---
OGRODNICK, John	5	2	2	4	---	---	---	---	---
OHLUND, Mattias	1	1	1	2	---	---	---	---	---
OKPOSO, Kyle	---	---	---	---	1	1	0	1	1
OLIVER, Murray	5	2	4	6	---	---	---	---	---
OLMSTEAD, Bert	4	1	1	2	---	---	---	---	---
O'NEILL, Jeff	1	0	0	0	---	---	---	---	---
O'REILLY, Ryan	---	---	---	---	3	5	2	7	9
O'REILLY, Terry	2	1	2	3	---	---	---	---	---
ORR, Bobby	7	1	2	3	---	---	---	---	---
O'SHEA, Danny	2	0	1	1	---	---	---	---	---
OSHIE, T.J.	---	---	---	---	1	1	1	1	2
OVECHKIN, Alex	5	5	6	11	3	4	3	4	7
OZOLINSH, Sandis	7	2	6	8	---	---	---	---	---
PACIORETTY, Max	---	---	---	---	1	2	1	2	3
PAIEMENT, Wilf	3	0	0	0	---	---	---	---	---
PALFFY, Ziggy	3	1	1	2	---	---	---	---	---
PALMIERI, Kyle	---	---	---	---	1	2	1	1	2
PANARIN, Artemi	---	---	---	---	1	1	0	3	3
PAPPIN, Jim	5	1	2	3	---	---	---	---	---
PARISE, J.P.	2	0	0	0	---	---	---	---	---
PARISE, Zach	1	1	0	1	---	---	---	---	---
PARK, Brad	9	1	3	4	---	---	---	---	---
PARRISH, Mark	1	0	0	0	---	---	---	---	---
<i>PASTRNAK, David</i>	---	---	---	---	3	5	6	5	11
PAVELICH, Marty	4	2	1	3	---	---	---	---	---
PAVELSKI, Joe	---	---	---	---	4	7	5	6	11

Skater	--- 1947-2015 ---				--- 2016-23 (3-ON-3 FORMAT) ---				
	GP	G	A	P	Years	GP	G	A	P
PAYNE, Steve	2	1	1	2	---	---	---	---	---
PEDERSON, Barry	2	0	1	1	---	---	---	---	---
PEIRSON, Johnny	2	1	1	2	---	---	---	---	---
PELECH, Adam	---	---	---	---	1	2	0	1	1
PERREAULT, Gilbert	6	1	2	3	---	---	---	---	---
PERREAULT, Yanic	1	2	0	2	---	---	---	---	---
PERRON, David	---	---	---	---	1	1	1	0	1
PERRY, Corey	3	1	3	4	1	2	1	2	3
PETERS, Jimmy	1	1	1	2	---	---	---	---	---
<i>PETTERSSON, Elias</i>	---	---	---	---	<i>3</i>	<i>4</i>	<i>4</i>	<i>1</i>	<i>5</i>
PHANEUF, Dion	3	2	1	3	---	---	---	---	---
PICARD, Noel	1	0	2	2	---	---	---	---	---
PICARD, Robert	2	0	0	0	---	---	---	---	---
PIETRANGELO, Alex	---	---	---	---	3	3	0	2	2
PILOTE, Pierre	8	0	3	3	---	---	---	---	---
PLAGER, Barclay	4	0	1	1	---	---	---	---	---
PODDUBNY, Walt	1	2	0	2	---	---	---	---	---
POILE, Bud	2	0	0	0	---	---	---	---	---
POILE, Don	1	0	0	0	---	---	---	---	---
POINT, Brayden	---	---	---	---	1	2	1	2	3
POLIS, Greg	3	2	0	2	---	---	---	---	---
POMINVILLE, Jason	1	1	1	2	---	---	---	---	---
POTI, Tom	1	0	0	0	---	---	---	---	---
POTVIN, Denis	9	5	4	9	---	---	---	---	---
POULIN, Dave	2	0	0	0	---	---	---	---	---
PRATT, Tracy	1	0	0	0	---	---	---	---	---
PRENTICE, Dean	4	2	2	4	---	---	---	---	---
PRICE, Noel	1	0	0	0	---	---	---	---	---
<i>PRIMEAU, Joe</i>	<i>1</i>	<i>0</i>	<i>1</i>	<i>1</i>	---	---	---	---	---
PRIMEAU, Keith	1	0	0	0	---	---	---	---	---
PROBERT, Bob	1	0	1	1	---	---	---	---	---
PRONGER, Chris	5	0	3	3	---	---	---	---	---
PRONOVOST, Andre	4	1	1	2	---	---	---	---	---
PRONOVOST, Jean	4	0	0	0	---	---	---	---	---
PRONOVOST, Marcel	11	1	1	2	---	---	---	---	---
PROPP, Brian	5	3	1	4	---	---	---	---	---
PROVOST, Claude	11	1	2	3	---	---	---	---	---
PRYSTAI, Metro	3	1	2	3	---	---	---	---	---
PULFORD, Bob	6	2	1	3	---	---	---	---	---
QUACKENBUSH, Bill	8	0	1	1	---	---	---	---	---
RAFALSKI, Brian	2	0	2	2	---	---	---	---	---
RAGNARSSON, Marcus	1	0	0	0	---	---	---	---	---
RAKELL, Rickard	---	---	---	---	1	2	2	1	3
RALEIGH, Don	2	0	1	1	---	---	---	---	---
RAMAGE, Rob	4	0	0	0	---	---	---	---	---
RAMSAY, Craig	1	0	0	0	---	---	---	---	---
RAMSEY, Mike	4	0	0	0	---	---	---	---	---
RANTANEN, Mikko	---	---	---	---	2	4	5	5	10
RATELLE, Jean	5	1	1	2	---	---	---	---	---
RAUTAKALLIO, Pekka	1	0	0	0	---	---	---	---	---
REARDON, Ken	3	0	1	1	---	---	---	---	---
REAY, Billy	1	0	0	0	---	---	---	---	---
RECCHI, Mark	7	5	7	12	---	---	---	---	---
REDDEN, Wade	1	0	0	0	---	---	---	---	---
REDMOND, Mickey	1	1	0	1	---	---	---	---	---
REIBEL, Dutch	2	2	3	5	---	---	---	---	---
REINHART, Paul	2	0	0	0	---	---	---	---	---
REISE JR., Leo	4	0	0	0	---	---	---	---	---
RIBEIRO, Mike	1	0	0	0	---	---	---	---	---
RICHARD, Henri	10	4	5	9	---	---	---	---	---
RICHARD, Maurice	13	7	2	9	---	---	---	---	---
RICHARDS, Brad	1	0	1	1	---	---	---	---	---
RICHARDS, Mike	1	0	1	1	---	---	---	---	---
RICHER, Stephane	1	0	0	0	---	---	---	---	---
RIDLEY, Mike	1	1	1	2	---	---	---	---	---
ROBERT, Rene	2	1	1	2	---	---	---	---	---

Skater	--- 1947-2015 ---				--- 2016-23 (3-ON-3 FORMAT) ---				
	GP	G	A	P	Years	GP	G	A	P
ROBERTS, Gary	3	2	1	3	---	---	---	---	---
ROBERTS, Jimmy	4	1	0	1	---	---	---	---	---
ROBERTSON, Jason	---	---	---	---	1	2	1	0	1
ROBIDAS, Stephane	1	0	0	0	---	---	---	---	---
ROBINSON, Earl	2	1	0	1	---	---	---	---	---
ROBINSON, Larry	10	1	9	10	---	---	---	---	---
ROBITAILLE, Luc	8	8	6	14	---	---	---	---	---
ROCHEFORT, Leon	1	0	0	0	---	---	---	---	---
ROENICK, Jeremy	8	5	6	11	---	---	---	---	---
ROGERS, Mike	1	0	0	0	---	---	---	---	---
ROLSTON, Brian	1	2	2	4	---	---	---	---	---
RONTY, Paul	4	1	1	2	---	---	---	---	---
ROTA, Darcy	1	1	1	2	---	---	---	---	---
ROUSSEAU, Bobby	3	0	4	4	---	---	---	---	---
RUCINSKY, Martin	1	0	2	2	---	---	---	---	---
RUOTSALAINEN, Reijo	1	0	0	0	---	---	---	---	---
RUPP, Duane	1	0	1	1	---	---	---	---	---
RUSSELL, Phil	3	0	0	0	---	---	---	---	---
RUUTTU, Christian	1	0	0	0	---	---	---	---	---
RYAN, Bobby	1	1	1	2	---	---	---	---	---
SAAD, Brandon	---	---	---	---	1	1	0	1	1
SABOURIN, Gary	2	0	0	0	---	---	---	---	---
SAKIC, Joe	12	6	16	22	---	---	---	---	---
SALMING, Borje	3	0	1	1	---	---	---	---	---
SAMSONOV, Sergei	1	1	1	2	---	---	---	---	---
SAMUELSSON, Kjell	1	0	0	0	---	---	---	---	---
SANDERSON, Geoff	2	1	1	2	---	---	---	---	---
SANDFORD, Ed	5	0	0	0	---	---	---	---	---
SANDS, Charlie	1	0	0	0	---	---	---	---	---
SANDSTROM, Tomas	2	1	1	2	---	---	---	---	---
SATAN, Miroslav	2	1	0	1	---	---	---	---	---
SAVARD, Denis	7	2	5	7	---	---	---	---	---
SAVARD, Marc	2	1	4	5	---	---	---	---	---
SAVARD, Serge	4	0	1	1	---	---	---	---	---
SCHEIFELE, Mark	---	---	---	---	2	3	2	1	3
SCHENN, Brayden	---	---	---	---	1	1	0	0	0
SCHINKEL, Ken	2	0	0	0	---	---	---	---	---
SCHMAUTZ, Bobby	2	1	0	1	---	---	---	---	---
SCHMIDT, Milt	4	0	2	2	---	---	---	---	---
SCHNEIDER, Mathieu	2	0	3	3	---	---	---	---	---
SCHOENFELD, Jim	2	0	0	0	---	---	---	---	---
SCHRINER, Sweeney	1	1	0	1	---	---	---	---	---
SCOTT, John	---	---	---	---	1	2	2	0	2
SEABROOK, Brent	1	0	1	1	---	---	---	---	---
SECORD, Al	2	0	1	1	---	---	---	---	---
SEDIN, Daniel	2	1	2	3	1	2	2	2	4
SEDIN, Henrik	3	1	6	7	---	---	---	---	---
SEGUIN, Tyler	2	2	3	5	4	4	2	5	7
SEIBERT, Earl	1	1	0	1	---	---	---	---	---
SEILING, Rod	1	0	1	1	---	---	---	---	---
SELANNE, Teemu	10	9	2	11	---	---	---	---	---
SHACK, Eddie	3	1	0	1	---	---	---	---	---
SHANAHAN, Brendan	8	4	0	4	---	---	---	---	---
SHARP, Patrick	1	1	2	3	---	---	---	---	---
SHATTENKIRK, Kevin	1	1	1	2	---	---	---	---	---
SHEPPARD, Gregg	1	0	0	0	---	---	---	---	---
SHIELDS, Al	1	0	0	0	---	---	---	---	---
SHORE, Eddie	3	1	1	2	---	---	---	---	---
SHUTT, Steve	3	0	1	1	---	---	---	---	---
SIEBERT, Babe	1	1	1	2	---	---	---	---	---
SIMMER, Charlie	2	0	1	1	---	---	---	---	---
SIMMONDS, Wayne	---	---	---	---	1	2	3	0	3
SINCLAIR, Reg	2	0	0	0	---	---	---	---	---
SIROIS, Bob	1	0	0	0	---	---	---	---	---
SITTLER, Darryl	4	2	2	4	---	---	---	---	---
SKINNER, Jeff	1	0	1	1	1	1	1	0	1

Skater	--- 1947-2015 ---				--- 2016-23 (3-ON-3 FORMAT) ---				
	GP	G	A	P	Years	GP	G	A	P
SKOV, Glen	1	0	0	0	---	---	---	---	---
SLAVIN, Jaccob	---	---	---	---	1	1	0	0	0
SLOAN, Tod	3	1	1	2	---	---	---	---	---
SMAIL, Doug	1	1	1	2	---	---	---	---	---
SMITH, Bobby	4	0	0	0	---	---	---	---	---
SMITH, Dallas	4	0	2	2	---	---	---	---	---
<i>SMITH, Hooley</i>	1	0	0	0	---	---	---	---	---
SMITH, Sid	7	1	1	2	---	---	---	---	---
SMITH, Steve	1	0	2	2	---	---	---	---	---
SMRKE, Stan	1	1	0	1	---	---	---	---	---
SMYTH, Ryan	1	0	1	1	---	---	---	---	---
SNEPSTS, Harold	2	0	0	0	---	---	---	---	---
SOURAY, Sheldon	3	3	3	6	---	---	---	---	---
SPEZZA, Jason	2	1	3	4	---	---	---	---	---
ST. LAURENT, Dollard	5	0	0	0	---	---	---	---	---
ST. LOUIS, Martin	5	4	4	8	---	---	---	---	---
ST. MARSEILLE, Frank	1	0	0	0	---	---	---	---	---
STAAL, Eric	4	6	1	7	2	2	0	0	0
STAAL, Marc	1	0	0	0	---	---	---	---	---
STACKHOUSE, Ron	1	1	0	1	---	---	---	---	---
STAMKOS, Steven	3	3	2	5	4	6	2	2	4
STANLEY, Allan	7	2	1	3	---	---	---	---	---
STANOWSKI, Wally	1	0	0	0	---	---	---	---	---
STAPLETON, Pat	4	0	1	1	---	---	---	---	---
STASIUK, Vic	1	0	0	0	---	---	---	---	---
STASTNY, Marian	1	0	0	0	---	---	---	---	---
STASTNY, Paul	1	1	1	2	---	---	---	---	---
STASTNY, Peter	6	2	3	5	---	---	---	---	---
STEMKOWSKI, Pete	1	1	1	2	---	---	---	---	---
STEPHENSON, Chandler	---	---	---	---	1	1	0	0	0
STEVENS, Kevin	3	3	2	5	---	---	---	---	---
STEVENS, Scott	13	2	8	10	---	---	---	---	---
STEWART, Gaye	4	1	1	2	---	---	---	---	---
STEWART, Jack	4	0	0	0	---	---	---	---	---
<i>STEWART, Nels</i>	1	1	1	2	---	---	---	---	---
STEWART, Ron	4	0	1	1	---	---	---	---	---
STONE, Mark	---	---	---	---	1	1	1	1	2
STOUGHTON, Blaine	1	0	0	0	---	---	---	---	---
STRAKA, Martin	1	0	0	0	---	---	---	---	---
STREIT, Mark	1	0	2	2	---	---	---	---	---
STURM, Marco	1	1	0	1	---	---	---	---	---
SUBBAN, P.K.	---	---	---	---	3	4	3	0	3
SULLIVAN, Red	5	0	2	2	---	---	---	---	---
SUNDIN, Mats	8	3	12	15	---	---	---	---	---
SUTER, Gary	4	1	0	1	---	---	---	---	---
SUTER, Ryan	2	1	2	3	1	1	0	0	0
SUTTER, Brent	1	0	0	0	---	---	---	---	---
SUTTER, Brian	3	0	3	3	---	---	---	---	---
<i>SUZUKI, Nick</i>	---	---	---	---	2	3	2	0	2
SVECHNIKOV, Andrei	---	---	---	---	1	1	0	0	0
SVEHLA, Robert	1	0	2	2	---	---	---	---	---
SVOBODA, Petr	1	0	0	0	---	---	---	---	---
SYDOR, Darryl	2	1	0	1	---	---	---	---	---
TALBOT, Jean-Guy	7	0	1	1	---	---	---	---	---
TALLON, Dale	2	0	0	0	---	---	---	---	---
TANGUAY, Alex	1	0	0	0	---	---	---	---	---
TANTI, Tony	1	1	0	1	---	---	---	---	---
TARASENKO, Vladimir	1	0	4	4	3	4	2	5	7
TARDIF, Marc	1	1	0	1	---	---	---	---	---
TAVARES, John	2	5	1	6	4	5	3	5	8
TAYLOR, Dave	4	0	1	1	---	---	---	---	---
TERRY, Troy	---	---	---	---	2	2	0	1	1
<i>THOMS, Bill</i>	1	0	1	1	---	---	---	---	---
THOMSON, Jimmy	7	0	0	0	---	---	---	---	---
THORNTON, Joe	6	0	4	4	---	---	---	---	---
TIMGREN, Ray	1	0	0	0	---	---	---	---	---

Skater	--- 1947-2015 ---				--- 2016-23 (3-ON-3 FORMAT) ---				
	GP	G	A	P	Years	GP	G	A	P
TIMONEN, Kimmo	4	0	0	0	---	---	---	---	---
TINORDI, Mark	1	0	1	1	---	---	---	---	---
<i>TKACHUK, Brady</i>	---	---	---	---	<i>3</i>	<i>5</i>	<i>1</i>	<i>7</i>	<i>8</i>
TKACHUK, Keith	5	3	2	5	---	---	---	---	---
TKACHUK, Matthew	---	---	---	---	2	4	6	7	13
TKACZUK, Walt	1	1	0	1	---	---	---	---	---
TOCCHET, Rick	4	4	4	8	---	---	---	---	---
TOEWS, Jonathan	3	3	6	9	1	1	1	0	1
TONELLI, John	2	0	1	1	---	---	---	---	---
TOPPAZZINI, Jerry	3	0	1	1	---	---	---	---	---
TREMBLAY, Gilles	2	0	0	0	---	---	---	---	---
TREMBLAY, J.C.	7	0	2	2	---	---	---	---	---
<i>TROCHECK, Vincent</i>	---	---	---	---	<i>1</i>	<i>1</i>	<i>1</i>	<i>3</i>	<i>4</i>
TROTTIER, Bryan	8	2	2	4	---	---	---	---	---
<i>TROTTIER, Dave</i>	1	0	0	0	---	---	---	---	---
<i>TRUDEL, Lou</i>	1	1	0	1	---	---	---	---	---
TURCOTTE, Darren	1	0	1	1	---	---	---	---	---
TURGEON, Pierre	4	5	7	12	---	---	---	---	---
TURGEON, Sylvain	1	0	1	1	---	---	---	---	---
TURNBULL, Ian	1	0	0	0	---	---	---	---	---
TURNER, Bob	6	0	0	0	---	---	---	---	---
TVERDOVSKY, Oleg	1	0	0	0	---	---	---	---	---
ULLMAN, Norm	11	2	6	8	---	---	---	---	---
UNGER, Garry	7	1	3	4	---	---	---	---	---
VADNAIS, Carol	6	0	1	1	---	---	---	---	---
VAIL, Eric	1	1	0	1	---	---	---	---	---
VAIVE, Rick	3	2	3	5	---	---	---	---	---
VAN IMPE, Ed	3	0	0	0	---	---	---	---	---
VANEK, Thomas	1	0	0	0	---	---	---	---	---
VASKO, Moose	4	0	0	0	---	---	---	---	---
VERBEEK, Pat	2	1	2	3	---	---	---	---	---
VERVERGAERT, Dennis	2	2	0	2	---	---	---	---	---
VICKERS, Steve	2	1	0	1	---	---	---	---	---
VISNOVSKY, Lubomir	1	1	1	2	---	---	---	---	---
VORACEK, Jakub	1	3	3	6	---	---	---	---	---
VRBATA, Radim	1	1	1	2	---	---	---	---	---
WALTER, Ryan	1	0	0	0	---	---	---	---	---
WALTON, Mike	1	0	0	0	---	---	---	---	---
<i>WARD, Jimmy</i>	2	0	2	2	---	---	---	---	---
WARWICK, Grant	1	1	0	1	---	---	---	---	---
WATSON, Harry	7	1	4	5	---	---	---	---	---
WATSON, Jimmy	5	0	0	0	---	---	---	---	---
WATSON, Joe	2	0	0	0	---	---	---	---	---
WEBER, Shea	4	0	5	5	3	4	1	5	6
WEIGHT, Doug	4	1	3	4	---	---	---	---	---
<i>WENTWORTH, Cy</i>	2	0	0	0	---	---	---	---	---
WERENSKI, Zach	---	---	---	---	2	3	0	4	4
WESLEY, Glen	1	1	0	1	---	---	---	---	---
WESTFALL, Ed	4	0	0	0	---	---	---	---	---
WHARRAM, Kenny	2	1	0	1	---	---	---	---	---
WHEELER, Blake	---	---	---	---	2	3	1	4	5
WHITE, Bill	6	0	2	2	---	---	---	---	---
WHITNEY, Ray	2	1	2	3	---	---	---	---	---
WIDEMAN, Dennis	1	0	1	1	---	---	---	---	---
WILLIAMS, Dave	1	0	0	0	---	---	---	---	---
WILLIAMS, Justin	1	1	1	2	---	---	---	---	---
WILSON, Behn	1	1	0	1	---	---	---	---	---
WILSON, Doug	7	0	2	2	---	---	---	---	---
WILSON, Johnny	2	0	0	0	---	---	---	---	---
<i>WILSON, Tom</i>	---	---	---	---	<i>1</i>	<i>2</i>	<i>1</i>	<i>0</i>	<i>1</i>
WOIT, Benny	1	0	0	0	---	---	---	---	---
WOYTOWICH, Bob	1	0	1	1	---	---	---	---	---
YANDLE, Keith	2	0	1	1	1	1	0	1	1
YASHIN, Alexei	3	2	2	4	---	---	---	---	---
YORK, Mike	1	0	0	0	---	---	---	---	---
<i>YOUNG, Doug</i>	1	0	0	0	---	---	---	---	---

Skater	--- 1947-2015 ---				--- 2016-23 (3-ON-3 FORMAT) ---				
	GP	G	A	P	Years	GP	G	A	P
YOUNG, Tim	1	0	0	0	---	---	---	---	---
YUSHKEVICH, Dmitry	1	1	1	2	---	---	---	---	---
YZERMAN, Steve	9	2	4	6	---	---	---	---	---
ZALAPSKI, Zarley	1	0	0	0	---	---	---	---	---
ZHAMNOV, Alexei	1	1	1	2	---	---	---	---	---
ZHITNIK, Alexei	2	0	1	1	---	---	---	---	---
ZUBOV, Sergei	3	1	0	1	---	---	---	---	---

* * * * *

Goaltender	--- 1947-2015 ---						--- 2016-23 (3-ON-3 FORMAT) ---						
	GP	W	L	T	OT	GAA	Years	GP	W	L	OT	GAA	SV%
ANDERSEN, Frederik	---	---	---	---	---	---	2	4	1	0	0	12.00	.765
BACKSTROM, Niklas	1	0	0	0	0	12.00	---	---	---	---	---	---	---
BANNERMAN, Murray	2	0	0	0	0	6.98	---	---	---	---	---	---	---
BARRASSO, Tom	1	0	0	0	0	3.89	---	---	---	---	---	---	---
BAUMAN, Gary	1	0	0	0	0	0.00	---	---	---	---	---	---	---
BEAUPRE, Don	2	0	2	0	0	9.28	---	---	---	---	---	---	---
BELFOUR, Ed	5	0	0	0	0	7.80	---	---	---	---	---	---	---
BILLINGTON, Craig	1	0	0	0	0	12.00	---	---	---	---	---	---	---
BINNINGTON, Jordan	---	---	---	---	---	---	1	1	0	0	0	24.00	.667
BISHOP, Ben	---	---	---	---	---	---	1	2	1	1	0	6.49	.875
<i>BOBROVSKY, Sergei</i>	---	---	---	---	---	---	1	2	0	0	0	18.00	.727
BOWER, Johnny	4	2	0	0	0	1.50	---	---	---	---	---	---	---
BRIMSEK, Frank	2	2	0	0	0	1.02	---	---	---	---	---	---	---
BRODA, Turk	4	0	3	0	0	4.02	---	---	---	---	---	---	---
BRODEUR, Martin	9	3	1	0	0	7.33	---	---	---	---	---	---	---
BURKE, Sean	3	0	1	0	0	8.68	---	---	---	---	---	---	---
CAMPBELL, Jack	---	---	---	---	---	---	1	1	0	1	0	26.18	.600
CASEY, Jon	1	0	0	0	0	12.00	---	---	---	---	---	---	---
CECHMANEK, Roman	1	0	0	0	0	18.00	---	---	---	---	---	---	---
CHEEVERS, Gerry	1	0	0	0	0	3.00	---	---	---	---	---	---	---
CHEVELDAE, Tim	1	0	0	0	0	9.00	---	---	---	---	---	---	---
CRAWFORD, Corey	1	0	0	0	0	12.00	1	1	0	1	0	30.00	.545
CUDE, Wilf	2	0	2	0	0	5.50	---	---	---	---	---	---	---
<i>DEMKO, Thatcher</i>	---	---	---	---	---	---	1	1	0	1	0	12.57	.833
DESJARDINS, Gerry	1	1	0	0	0	4.20	---	---	---	---	---	---	---
DION, Michel	1	0	0	0	0	3.95	---	---	---	---	---	---	---
DIPIETRO, Rick	1	0	0	0	0	3.00	---	---	---	---	---	---	---
DRYDEN, Dave	1	0	1	0	0	10.13	---	---	---	---	---	---	---
DRYDEN, Ken	5	0	0	0	0	2.40	---	---	---	---	---	---	---
DUBNYK, Devan	---	---	---	---	---	---	3	4	0	1	0	28.31	.684
DURNAN, Bill	3	0	0	0	0	2.65	---	---	---	---	---	---	---
EDWARDS, Don	2	1	0	0	0	2.03	---	---	---	---	---	---	---
ELLIOTT, Brian	2	0	2	0	0	18.00	---	---	---	---	---	---	---
ESPOSITO, Tony	6	2	0	0	0	2.53	---	---	---	---	---	---	---
FLEURY, Marc-Andre	2	0	0	0	0	16.50	2	3	1	0	0	10.00	.762
FROESE, Bob	1	1	0	0	0	3.75	---	---	---	---	---	---	---
FUHR, Grant	6	0	2	0	0	4.32	---	---	---	---	---	---	---
GAMBLE, Bruce	1	0	0	0	0	3.00	---	---	---	---	---	---	---
<i>GARDINER, Charlie</i>	1	0	1	0	0	7.00	---	---	---	---	---	---	---
GARRETT, John	1	1	0	0	0	2.00	---	---	---	---	---	---	---
GIACOMIN, Ed	6	2	1	1	0	3.32	---	---	---	---	---	---	---
GIBSON, John	---	---	---	---	---	---	3	4	2	1	0	19.50	.667
GIGUERE, Jean-Sebastien	1	0	0	0	0	12.00	---	---	---	---	---	---	---
GILBERT, Gilles	1	0	0	0	0	2.00	---	---	---	---	---	---	---
GOSELIN, Mario	1	0	0	0	0	1.93	---	---	---	---	---	---	---
<i>HAINSWORTH, George</i>	1	1	0	0	0	3.00	---	---	---	---	---	---	---
HALAK, Jaroslav	1	1	0	0	0	12.00	---	---	---	---	---	---	---
HALL, Glenn	13	4	4	0	0	2.45	---	---	---	---	---	---	---
HASEK, Dominik	6	1	0	0	0	7.50	---	---	---	---	---	---	---
HEBERT, Guy	1	0	0	0	0	3.00	---	---	---	---	---	---	---
<i>HELLEBUYCK, Connor</i>	---	---	---	---	---	---	3	4	0	3	0	22.93	.659
HENRY, Jim	1	0	0	0	0	2.00	---	---	---	---	---	---	---
HEXTALL, Ron	1	0	0	0	0	3.98	---	---	---	---	---	---	---
HILLER, Jonas	1	0	0	0	0	6.00	---	---	---	---	---	---	---
HODGE, Charlie	3	2	1	0	0	3.62	---	---	---	---	---	---	---
HOLTBY, Braden	---	---	---	---	---	---	5	7	4	1	0	18.44	.734
HOWARD, Jimmy	1	0	0	0	0	9.00	1	1	0	1	0	24.00	.692
HUET, Cristobal	1	0	1	0	0	6.17	---	---	---	---	---	---	---
IRBE, Arturs	2	0	1	0	0	7.50	---	---	---	---	---	---	---
JARRY, Tristan	---	---	---	---	---	---	2	3	1	1	0	14.24	.794
JONES, Martin	---	---	---	---	---	---	1	2	0	0	0	12.00	.750
JOSEPH, Curtis	2	0	1	0	0	10.77	---	---	---	---	---	---	---
KHABIBULIN, Nikolai	4	1	1	0	0	4.51	---	---	---	---	---	---	---
KIPRUSOFF, Miikka	1	0	0	0	0	9.00	---	---	---	---	---	---	---
KOLZIG, Olie	2	0	0	0	0	4.50	---	---	---	---	---	---	---
LALIME, Patrick	1	0	0	0	1	2.40	---	---	---	---	---	---	---

Goaltender	--- 1947-2015 ---						--- 2016-23 (3-ON-3 FORMAT) ---						
	GP	W	L	T	OT	GAA	Years	GP	W	L	OT	GAA	SV%
LEGACE, Manny	1	0	1	0	0	9.14	---	---	---	---	---	---	---
LEMELIN, Rejean	1	0	1	0	0	12.01	---	---	---	---	---	---	---
LESSARD, Mario	1	0	0	0	0	4.24	---	---	---	---	---	---	---
LINDBERGH, Pelle	2	1	1	0	0	9.13	---	---	---	---	---	---	---
LIUT, Mike	1	1	0	0	0	0.00	---	---	---	---	---	---	---
LUMLEY, Harry	3	0	1	1	0	3.20	---	---	---	---	---	---	---
LUNDQVIST, Henrik	3	0	1	0	0	12.33	2	3	0	0	0	8.00	.800
LUONGO, Roberto	4	0	0	0	1	7.76	1	2	0	0	0	6.00	.909
MARKSTROM, Jacob	---	---	---	---	---	---	1	2	0	0	0	21.00	.500
McLEAN, Kirk	2	1	0	0	0	7.09	---	---	---	---	---	---	---
McNEIL, Gerry	3	0	1	2	0	1.49	---	---	---	---	---	---	---
MELOCHE, Gilles	2	1	1	0	0	2.99	---	---	---	---	---	---	---
MILLER, Ryan	1	0	0	0	0	9.00	---	---	---	---	---	---	---
MOOG, Andy	4	0	3	0	0	9.55	---	---	---	---	---	---	---
NABOKOV, Evgeni	2	0	1	0	0	7.50	---	---	---	---	---	---	---
OSGOOD, Chris	2	0	0	0	0	10.50	---	---	---	---	---	---	---
PARENT, Bernie	5	0	2	0	0	4.28	---	---	---	---	---	---	---
PEETERS, Pete	4	0	1	0	0	4.50	---	---	---	---	---	---	---
PLANTE, Jacques	8	2	3	2	0	2.92	---	---	---	---	---	---	---
POTVIN, Felix	2	0	1	0	0	6.00	---	---	---	---	---	---	---
PRICE, Carey	4	0	0	0	0	9.00	2	3	1	0	0	12.34	.739
PUPPA, Daren	1	0	0	0	0	7.80	---	---	---	---	---	---	---
QUICK, Jonathan	1	0	0	0	0	9.00	1	2	0	0	0	9.00	.824
RANFORD, Bill	1	1	0	0	0	5.96	---	---	---	---	---	---	---
RASK, Tuukka	---	---	---	---	---	---	1	1	0	1	0	38.78	.571
RAYNER, Chuck	3	1	1	0	0	2.63	---	---	---	---	---	---	---
RESCH, Glenn	3	1	1	0	0	6.22	---	---	---	---	---	---	---
RICHTER, Mike	3	0	0	0	0	8.00	---	---	---	---	---	---	---
RINNE, Pekka	---	---	---	---	---	---	3	4	1	1	0	12.09	.742
RITTICH, David	---	---	---	---	---	---	1	2	2	0	0	6.00	.857
ROLLINS, AI	1	0	0	1	0	0.00	---	---	---	---	---	---	---
ROLOSON, Dwayne	1	0	0	0	0	3.18	---	---	---	---	---	---	---
ROY, Patrick	11	2	0	0	0	7.44	---	---	---	---	---	---	---
SALO, Tommy	2	1	0	0	0	6.00	---	---	---	---	---	---	---
SAROS, Juuse	---	---	---	---	---	---	2	4	2	0	0	14.21	.780
SAWCHUK, Terry	11	2	2	4	0	2.44	---	---	---	---	---	---	---
SCHNEIDER, Cory	---	---	---	---	---	---	1	1	0	1	0	13.04	.833
<i>SHESTERKIN, Igor</i>	---	---	---	---	---	---	<i>1</i>	<i>1</i>	<i>0</i>	<i>0</i>	<i>0</i>	<i>24.00</i>	<i>.556</i>
SIDORKIEWICZ, Peter	1	1	0	0	0	6.00	---	---	---	---	---	---	---
SIMMONS, Don	1	0	0	1	0	3.00	---	---	---	---	---	---	---
SKINNER, Stuart	---	---	---	---	---	---	1	1	0	1	0	19.12	.571
SMITH, AI	1	1	0	0	0	3.00	---	---	---	---	---	---	---
SMITH, Billy	1	0	0	0	0	0.00	---	---	---	---	---	---	---
SMITH, Gary	1	0	0	0	0	7.81	---	---	---	---	---	---	---
SMITH, Mike	---	---	---	---	---	---	2	4	2	1	0	7.67	.828
SOROKIN, Ilya	---	---	---	---	---	---	1	1	0	1	0	32.32	.615
STEPHENSON, Wayne	2	0	2	0	0	6.54	---	---	---	---	---	---	---
<i>TALBOT, Cam</i>	---	---	---	---	---	---	<i>1</i>	<i>2</i>	<i>0</i>	<i>1</i>	<i>0</i>	<i>18.00</i>	<i>.727</i>
THEODORE, Jose	2	1	0	0	0	4.50	---	---	---	---	---	---	---
THIBAUT, Jocelyn	1	0	0	0	0	6.00	---	---	---	---	---	---	---
THOMAS, Tim	4	4	0	0	0	9.88	---	---	---	---	---	---	---
THOMAS, Wayne	1	1	0	0	0	7.89	---	---	---	---	---	---	---
<i>THOMPSON, Tiny</i>	1	1	0	0	0	5.00	---	---	---	---	---	---	---
THOMPSON, Logan	---	---	---	---	---	---	1	1	0	0	0	18.00	.571
TUGNUTT, Ron	1	1	0	0	0	9.00	---	---	---	---	---	---	---
TURCO, Marty	3	2	0	0	0	4.62	---	---	---	---	---	---	---
TUREK, Roman	1	0	0	0	0	6.00	---	---	---	---	---	---	---
ULLMARK, Linus	---	---	---	---	---	---	1	2	0	0	0	9.00	.769
VACHON, Rogie	3	2	1	0	0	3.15	---	---	---	---	---	---	---
VANBIESBROUCK, John	3	1	0	0	0	7.00	---	---	---	---	---	---	---
VASILEVSKIY, Andrei	---	---	---	---	---	---	5	8	3	2	0	18.91	.740
VERNON, Mike	5	1	3	0	0	9.00	---	---	---	---	---	---	---
VILLEMURE, Gilles	3	1	0	0	0	0.68	---	---	---	---	---	---	---
VOKOUN, Tomas	2	0	1	0	0	9.00	---	---	---	---	---	---	---
WAKELY, Ernie	1	0	0	0	0	0.00	---	---	---	---	---	---	---
WARD, Cam	1	0	0	0	0	12.00	---	---	---	---	---	---	---

Goaltender
WORSLEY, Gump

--- 1947-2015 ---						--- 2016-23 (3-ON-3 FORMAT) ---						
GP	W	L	T	OT	GAA	Years	GP	W	L	OT	GAA	SV%
4	0	1	0	0	1.64	---	---	---	---	---	---	---
		*	*	*	*	*						

Head Coach	--- 1947-2015 ---					--- 2016-23 (3-ON-3 FORMAT) ---				
	GC	W	L	T	OT	Years	GC	W	L	OT
ABEL, Sid	4	2	1	1	0	---	---	---	---	---
ADAMS, Jack	1	1	0	0	0	---	---	---	---	---
ARBOUR, Al	5	3	2	0	0	---	---	---	---	---
BABCOCK, Mike	1	0	1	0	0	---	---	---	---	---
BEDNAR, Jared	---	---	---	---	---	1	2	1	1	0
BERUBE, Craig	---	---	---	---	---	1	1	0	1	0
BLAKE, Toe	9	3	4	2	0	---	---	---	---	---
BOUDREAU, Bruce	---	---	---	---	---	1	1	0	1	0
BOWMAN, Scotty	13	7	5	1	0	---	---	---	---	---
BRIND'AMOUR, Rod	---	---	---	---	---	2	3	2	1	0
BRUNETTE, Andrew	---	---	---	---	---	1	1	0	1	0
BURNS, Pat	1	1	0	0	0	---	---	---	---	---
CARLYLE, Randy	1	1	0	0	0	---	---	---	---	---
CASSIDY, Bruce	---	---	---	---	---	2	3	1	2	0
CLANCY, King	1	0	0	1	0	---	---	---	---	---
COOPER, Jon	---	---	---	---	---	2	3	1	2	0
CRAWFORD, Marc	1	1	0	0	0	---	---	---	---	---
CRISP, Terry	1	0	1	0	0	---	---	---	---	---
DAY, Hap	3	0	3	0	0	---	---	---	---	---
DeBOER, Peter	---	---	---	---	---	3	5	2	3	0
DEMERS, Jacques	1	1	0	0	0	---	---	---	---	---
GAINEY, Bob	1	1	0	0	0	---	---	---	---	---
GALLANT, Gerard	---	---	---	---	---	2	4	3	1	0
GRETZKY, Wayne	---	---	---	---	---	1	2	2	0	0
GUIDOLIN, Bep	1	1	0	0	0	---	---	---	---	---
HART, Cecil	1	0	1	0	0	---	---	---	---	---
HITCHCOCK, Ken	3	1	2	0	0	---	---	---	---	---
IMLACH, Punch	6	3	2	1	0	---	---	---	---	---
IRVIN, Dick	5	1	2	2	0	---	---	---	---	---
IVAN, Tommy	4	3	0	1	0	---	---	---	---	---
JOHNSON, Tom	1	1	0	0	0	---	---	---	---	---
JULIEN, Claude	2	2	0	0	0	---	---	---	---	---
KEENAN, Mike	3	2	1	0	0	---	---	---	---	---
LAVIOLETTE, Peter*	2	2	0	0	0	1	1	0	1	0
LEMAIRE, Jacques	1	1	0	0	0	---	---	---	---	---
LEPINE, Pit	1	0	1	0	0	---	---	---	---	---
LEWIS, Dave	1	0	1	0	0	---	---	---	---	---
MacLEAN, Doug	2	2	0	0	0	---	---	---	---	---
MacNEIL, Al	1	1	0	0	0	---	---	---	---	---
MARTIN, Jacques	2	0	2	0	0	---	---	---	---	---
MAURICE, Paul	---	---	---	---	---	1	2	1	1	0
McLELLAN, Todd*	2	0	1	0	1	---	---	---	---	---
MELROSE, Barry	1	0	1	0	0	---	---	---	---	---
MILBURY, Mike	1	0	1	0	0	---	---	---	---	---
MONTGOMERY, Jim	---	---	---	---	---	1	2	2	0	0
MUCKLER, John	1	1	0	0	0	---	---	---	---	---
NEILSON, Roger	1	1	0	0	0	---	---	---	---	---
O'REILLY, Terry	1	0	1	0	0	---	---	---	---	---
PADDOCK, John	1	1	0	0	0	---	---	---	---	---
PATRICK, Lester	1	0	1	0	0	---	---	---	---	---
PATRICK, Lynn	2	1	1	0	0	---	---	---	---	---
PETERS, Bill	---	---	---	---	---	1	1	0	1	0
PILOUS, Rudy	2	0	2	0	0	---	---	---	---	---
PRIMEAU, Joe	1	0	0	1	0	---	---	---	---	---
QUENNEVILLE, Joel	2	1	1	0	0	---	---	---	---	---
QUINN, Pat	4	2	2	0	0	---	---	---	---	---
REAY, Billy	4	2	2	0	0	---	---	---	---	---
REIRDEN, Todd	---	---	---	---	---	2	3	2	1	0
ROSS, Art	1	1	0	0	0	---	---	---	---	---
RUEL, Claude	1	1	0	0	0	---	---	---	---	---
RUFF, Lindy	2	0	2	0	0	1	1	0	1	0
SATHER, Glen	5	1	4	0	0	---	---	---	---	---
SCHMIDT, Milt	2	1	1	0	0	---	---	---	---	---
SHERO, Fred	4	0	4	0	0	---	---	---	---	---
SINDEN, Harry	1	0	1	0	0	---	---	---	---	---
SKINNER, Jim	3	1	0	2	0	---	---	---	---	---

Head Coach	--- 1947-2015 ---					--- 2016-23 (3-ON-3 FORMAT) ---				
	GC	W	L	T	OT	Years	GC	W	L	OT
SMITH, Floyd	1	1	0	0	0	---	---	---	---	---
SONMOR, Glen	1	0	1	0	0	---	---	---	---	---
SUTTER, Darryl	1	0	1	0	0	1	2	2	0	0
TERRIEN, Michel	---	---	---	---	---	1	1	0	1	0
<i>TOCCHET, Rick</i>	---	---	---	---	---	<i>1</i>	<i>2</i>	<i>2</i>	<i>0</i>	<i>0</i>
TORTORELLA, John*	1	0	1	0	0	---	---	---	---	---
TROTZ, Barry	---	---	---	---	---	2	2	0	2	0
VIGNEAULT, Alain*	1	1	0	0	0	---	---	---	---	---

* Includes one year as co-coach

NHL ALL-STAR GAME-BY-GAME SCORING SUMMARIES

67TH NHL ALL-STAR GAME

FLA Live Arena, Sunrise, Fla.
Feb. 4, 2023

First Semifinal: Central Division 6, Pacific Division 4

Second Semifinal: Atlantic Division 10, Metropolitan Division 6

Central Division All-Stars

Coach: Peter DeBoer, DAL

No.	Player	P	Team
37	Hellebuyck, Connor	G	WPG
4	Jones, Seth	D	CHI
97	Kaprizov, Kirill	LW	MIN
9	Keller, Clayton	RW	ARI
29	MacKinnon, Nathan	C	COL
8	Makar, Cale	D	COL
44	Morrissey, Josh	D	WPG
96	Rantanen, Mikko	RW	COL
21	Robertson, Jason	LW	DAL
74	Saros, Juuse	G	NSH
91	Tarasenko, Vladimir	RW	STL

Pacific Division All-Stars

Coach: Bruce Cassidy, VGK

No.	Player	P	Team
29	Draisaitl, Leon	C	EDM
22	Fiala, Kevin	LW	LAK
14	Horvat, Bo	C	VAN*
91	Kadri, Nazem	C	CGY
65	Karlsson, Erik	D	SJS
97	McDavid, Connor	C	EDM
40	Pettersson, Elias	C	VAN
74	Skinner, Stuart	G	EDM
20	Stephenson, Chandler	C	VGK
19	Terry, Troy	RW	ANA
36	Thompson, Logan	G	VGK

* Represented Pacific Division despite trade from VAN to NYI

Summary

First Half

- Central Division – MacKinnon (Rantanen) 3:15
 - Pacific Division – McDavid (Karlsson) 3:48
 - Central Division – Jones (Tarasenko) 6:52
 - Pacific Division – Pettersson (Horvat) 7:55
 - Central Division – MacKinnon (Rantanen, Makar) 8:38
- Penalties: None

Second Half

- Central Division – Keller (Tarasenko, Jones) 0:18
 - Central Division – Tarasenko (Keller, Saros) 5:32 (GWG)
 - Pacific Division – Pettersson (Fiala) 6:22
 - Pacific Division – Karlsson (Draisaitl) 7:27
 - Central Division – Keller (Jones, Tarasenko) 8:07
- Penalties: None

Shots on Goal

Central Division (14) 7 – 7
Pacific Division (22) 9 – 13

Goaltenders

Central Division – Hellebuyck (1st), Saros (2nd)
Pacific Division – Thompson (1st), Skinner (2nd)

* * *

Atlantic Division All-Stars

Coach: Jim Montgomery, BOS

No.	Player	P	Team
16	Barkov, Aleksander	C	FLA
26	Dahlin, Rasmus	D	BUF
86	Kucherov, Nikita	RW	TBL
71	Larkin, Dylan	C	DET
16	Marner, Mitchell	RW	TOR
88	Pastrnak, David	RW	BOS
14	Suzuki, Nick	C	MTL
7	Tkachuk, Brady	LW	OTT
19	Tkachuk, Matthew	LW	FLA
35	Ullmark, Linus	G	BOS
88	Vasilevskiy, Andrei	G	TBL

Metropolitan Division All-Stars

Coach: Rod Brind'Amour, CAR

No.	Player	P	Team
87	Crosby, Sidney	C	PIT
23	Fox, Adam	D	NYR
13	Gaudreau, Johnny	LW	CBJ
13	Hayes, Kevin	C	PHI
86	Hughes, Jack	C	NJD
29	Nelson, Brock	C	NYI
8	Ovechkin, Alex	LW	WSH
10	Panarin, Artemi	LW	NYR
31	Shesterkin, Igor	G	NYR
30	Sorokin, Ilya	G	NYI
37	Svechnikov, Andrei	RW	CAR

Summary

First Half

- Atlantic Division – M. Tkachuk (Barkov, B. Tkachuk) 0:36
 - Atlantic Division – Larkin (M. Tkachuk, B. Tkachuk) 4:08
 - Metropolitan Division – Gaudreau (Panarin) 5:20
 - Metropolitan Division – Gaudreau (Panarin, Hayes) 5:40
 - Metropolitan Division – Crosby (Ovechkin) 6:19
 - Atlantic Division – B. Tkachuk (M. Tkachuk, Barkov) 6:59
 - Atlantic Division – Suzuki (Marner, Ullmark) 7:55
- Penalties: None

Second Half

- Metropolitan Division – Gaudreau (Panarin, Hayes) 0:25
 - Metropolitan Division – Crosby (Ovechkin) 1:58
 - Metropolitan Division – Ovechkin (Fox, Crosby) 2:21
 - Atlantic Division – M. Tkachuk (Marner, Larkin) 3:49
 - Atlantic Division – Kucherov (Marner) 4:31
 - Atlantic Division – Suzuki (Pastrnak, Dahlin) 5:51 (GWG)
 - Atlantic Division – M. Tkachuk (Barkov, B. Tkachuk) 6:49
 - Atlantic Division – Larkin (unassisted) 9:00 (EN)
 - Atlantic Division – Pastrnak (unassisted) 9:47
- Penalties: None

Shots on Goal

Atlantic Division (23) 9 – 14
Metropolitan Division (20) 7 – 13

Goaltenders

Atlantic Division – Ullmark (1st), Vasilevskiy (2nd)
Metropolitan Division – Shesterkin (1st), Sorokin (2nd)

* * *

Atlantic Division All-Stars

Coach: Jim Montgomery, BOS

No.	Player	P	Team
16	Barkov, Aleksander	C	FLA
26	Dahlin, Rasmus	D	BUF
86	Kucherov, Nikita	RW	TBL
71	Larkin, Dylan	C	DET
16	Marner, Mitchell	RW	TOR
88	Pastrnak, David	RW	BOS
14	Suzuki, Nick	C	MTL
7	Tkachuk, Brady	LW	OTT
19	Tkachuk, Matthew	LW	FLA
35	Ullmark, Linus	G	BOS
88	Vasilevskiy, Andrei	G	TBL

Central Division All-Stars

Coach: Peter DeBoer, DAL

No.	Player	P	Team
37	Hellebuyck, Connor	G	WPG
4	Jones, Seth	D	CHI
97	Kaprizov, Kirill	LW	MIN
9	Keller, Clayton	RW	ARI
29	MacKinnon, Nathan	C	COL
8	Makar, Cale	D	COL
44	Morrissey, Josh	D	WPG
96	Rantanen, Mikko	RW	COL
21	Robertson, Jason	LW	DAL
74	Saros, Juuse	G	NSH
91	Tarasenko, Vladimir	RW	STL

Summary*First Half*

- Atlantic Division – M. Tkachuk (B. Tkachuk) 0:37
 - Atlantic Division – Kucherov (Marner, M. Tkachuk) 4:05
 - Atlantic Division – Larkin (Marner) 9:17
- Penalties: None

Second Half

- Atlantic Division – Larkin (Marner, Kucherov) 2:03
 - Central Division – Rantanen (MacKinnon, Makar) 4:09
 - Atlantic Division – Pastrnak (unassisted) 7:14
 - Central Division – Robertson (Morrissey) 8:47
 - Atlantic Division – Larkin (unassisted) 8:54 (GWG)
 - Central Division – Keller (unassisted) 9:07
 - Atlantic Division – Dahlin (Barkov) 9:24
 - Central Division – MacKinnon (Makar) 9:39
 - Central Division – Makar (Rantanen, MacKinnon) 9:52
- Penalties: None

Penalty Shot

Rasmus Dahlin (Atlantic) unsuccessful vs. Connor Hellebuyck (Central) 9:18

*Shots on Goal*Atlantic Division (25) 14 – 11
Central Division (22) 6 – 16*Goaltenders*Atlantic Division – Ullmark (1st), Vasilevskiy (2nd)
Central Division – Saros (1st), Hellebuyck (2nd)

MVP: Matthew Tkachuk

Referees: Ghislain Hebert, Kyle Rehman

Linespersons: Brad Kovachik, Kiel Murchison

Attendance: 19,250

First Semifinal: Metropolitan Division 6, Pacific Division 4

Metropolitan Division All-Stars

Coach: Rod Brind'Amour, CAR

No.	Player	P	Team
20	Aho, Sebastian	C	CAR
31	Andersen, Frederik	G	CAR
28	Giroux, Claude (C)	C	PHI
59	Guentzel, Jake	LW	PIT
86	Hughes, Jack	C	NJD
35	Jarry, Tristan	G	PIT
20	Kreider, Chris	LW	NYR
92	Kuznetsov, Evgeny	C	WSH
3	Pelech, Adam	D	NYI
8	Werenski, Zach	D	CBJ
43	Wilson, Tom	RW	WSH

Pacific Division All-Stars

Coach: Peter DeBoer, VGK

No.	Player	P	Team
35	Demko, Thatcher	G	VAN
29	Draisaitl, Leon	C	EDM
7	Eberle, Jordan	RW	SEA
13	Gaudreau, Johnny	LW	CGY
36	Gibson, John	G	ANA
9	Kempe, Adrian	C	LAK
81	Marchessault, Jonathan	C	VGK
97	McDavid, Connor (C)	C	EDM
28	Meier, Timo	RW	SJS
7	Pietrangelo, Alex	D	VGK
61	Stone, Mark	RW	VGK
19	Terry, Troy	RW	ANA

Summary*First Half*

- Metropolitan Division – Wilson (Kuznetsov) 0:13
 - Pacific Division – Meier (Terry, Gaudreau) 2:27
 - Metropolitan Division – Giroux (Werenski) 3:08
 - Metropolitan Division – Aho (Guentzel) 3:20
- Penalties: None

Second Half

- Pacific Division – Marchessault (Draisaitl, Stone) 2:57
 - Pacific Division – Eberle (Meier) 4:27
 - Metropolitan Division – Hughes (Pelech) 6:16
 - Metropolitan Division – Guentzel (Giroux) 7:40 (GWG)
 - Metropolitan Division – Hughes (Kreider) 8:51 (EN)
 - Pacific Division – Stone (Marchessault, Pietrangelo) 9:38
- Penalties: None

*Shots on Goal*Metropolitan Division (26) 13 – 13
Pacific Division (15) 7 – 8*Goaltenders*Metropolitan Division – Andersen (1st), Jarry (2nd)
Pacific Division – Gibson (1st), Demko (2nd)

* * *

Central Division All-Stars

Coach: Jared Bednar, COL

No.	Player	P	Team
81	Connor, Kyle	LW	WPG
12	DeBrincat, Alex	LW	CHI
59	Josi, Roman	D	NSH
91	Kadri, Nazem	C	COL
97	Kaprizov, Kirill	LW	MIN
9	Keller, Clayton	RW	ARI
25	Kyrou, Jordan	C	STL
8	Makar, Cale	D	COL
16	Pavelski, Joe (C)	C	DAL
74	Saros, Juuse	G	NSH
33	Talbot, Cam	G	MIN

Atlantic Division All-Stars

Coach: Andrew Brunette, FLA

No.	Player	P	Team
37	Bergeron, Patrice	C	BOS
36	Campbell, Jack	G	TOR
26	Dahlin, Rasmus	D	BUF
77	Hedman, Victor	D	TBL
11	Huberdeau, Jonathan	LW	FLA
71	Larkin, Dylan	C	DET
34	Matthews, Auston (C)	C	TOR
91	Stamkos, Steven	C	TBL
14	Suzuki, Nick	C	MTL
7	Tkachuk, Brady	LW	OTT
88	Vasilevskiy, Andrei	G	TBL

Summary*First Half*

1. Central Division – Kyrou (Keller, DeBrincat) 2:20
 2. Atlantic Division – Huberdeau (Matthews) 3:28
 3. Central Division – DeBrincat (Kyrou, Keller) 5:25
 4. Central Division – Kadri (Makar) 5:56
 5. Atlantic Division – Matthews (Huberdeau, Hedman) 9:19
- Penalties: None

Second Half

6. Atlantic Division – Bergeron (Campbell, Dahlin) 1:02
 7. Central Division – Connor (Kadri) 3:00
 8. Central Division – Kyrou (Josi, Pavelski) 6:36
 9. Atlantic Division – Dahlin (unassisted) 6:48
 10. Central Division – Josi (Kyrou) 7:03 (GWG)
 11. Atlantic Division – Stamkos (Tkachuk) 7:33
 12. Central Division – DeBrincat (Kaprizov) 8:07
 13. Central Division – Pavelski (Makar, Kaprizov) 9:53 (EN)
- Penalties: None

Shots on Goal

Central Division (23) 12 – 11
 Atlantic Division (18) 9 – 9

Goaltenders

Central Division – Talbot (1st), Saros (2nd)
 Atlantic Division – Vasilevskiy (1st), Campbell (2nd)

* * *

Metropolitan Division All-Stars

Coach: Rod Brind'Amour, CAR

No.	Player	P	Team
20	Aho, Sebastian	C	CAR
31	Andersen, Frederik	G	CAR
28	Giroux, Claude (C)	C	PHI
59	Guentzel, Jake	LW	PIT
86	Hughes, Jack	C	NJD
35	Jarry, Tristan	G	PIT
20	Kreider, Chris	LW	NYR
92	Kuznetsov, Evgeny	C	WSH
3	Pelech, Adam	D	NYI
8	Werenski, Zach	D	CBJ
43	Wilson, Tom	RW	WSH

Central Division All-Stars

Coach: Jared Bednar, COL

No.	Player	P	Team
81	Connor, Kyle	LW	WPG
12	DeBrincat, Alex	LW	CHI
59	Josi, Roman	D	NSH
91	Kadri, Nazem	C	COL
97	Kaprizov, Kirill	LW	MIN
9	Keller, Clayton	RW	ARI
25	Kyrou, Jordan	C	STL
8	Makar, Cale	D	COL
16	Pavelski, Joe (C)	C	DAL
74	Saros, Juuse	G	NSH
33	Talbot, Cam	G	MIN

Summary*First Half*

1. Metropolitan Division – Kuznetsov (Andersen) 0:27
 2. Central Division – Keller (Josi, Pavelski) 1:38
 3. Metropolitan Division – Giroux (Werenski) 3:33
 4. Metropolitan Division – Kreider (Hughes) 4:50
 5. Central Division – Kadri (Connor, Kyrou) 5:27
 6. Metropolitan Division – Hughes (Aho) 7:55 (GWG)
- Penalties: None

Second Half

7. Central Division – Pavelski (Kaprizov) 1:19
 8. Metropolitan Division – Giroux (Guentzel, Werenski) 2:42
- Penalties: None

Shots on Goal

Metropolitan Division (18) 13 – 5
 Central Division (24) 9 – 15

Goaltenders

Metropolitan Division – Andersen (1st), Jarry (2nd)
 Central Division – Talbot (1st), Saros (2nd)

MVP: Claude Giroux

Referees: Gord Dwyer, Steve Kozari

Linespersons: Scott Cherrey, Matt MacPherson

Attendance: 17,419

65TH NHL ALL-STAR GAME

Enterprise Center, St. Louis
Jan. 25, 2020

Second Semifinal: Pacific Division 10, Central Division 5

First Semifinal: Atlantic Division 9, Metropolitan Division 5

Atlantic Division All-Stars

Coach: Bruce Cassidy, BOS

No.	Player	P	Team
31	Andersen, Frederik	G	TOR
59	Bertuzzi, Tyler	LW	DET
10	Duclair, Anthony	LW	OTT
9	Eichel, Jack	C	BUF
77	Hedman, Victor	D	TBL
11	Huberdeau, Jonathan	C	FLA
16	Marnier, Mitchell	C	TOR
88	Pastrnak, David (C)	RW	BOS
7	Tkachuk, Brady	LW	OTT
88	Vasilevskiy, Andrei	G	TBL
6	Weber, Shea	D	MTL

Metropolitan Division All-Stars

Coach: Todd Reirden, WSH

No.	Player	P	Team
13	Barzal, Mathew	C	NYI
74	Carlson, John	D	WSH
13	Hischier, Nico	C	NJD
70	Holtby, Braden	G	WSH
35	Jarry, Tristan	G	PIT
3	Jones, Seth	D	CBJ
11	Konecny, Travis	C	PHI
20	Kreider, Chris	C	NYR
58	Letang, Kris	D	PIT
77	Oshie, T.J.	RW	WSH
74	Slavin, Jaccob	D	CAR

Summary

First Half

- Atlantic Division – Pastrnak (Hedman) 0:26
 - Atlantic Division – Weber (Bertuzzi, Duclair) 0:49
 - Metropolitan Division – Carlson (Barzal, Oshie) 2:13
 - Metropolitan Division – Hischier (Jones, Konecny) 3:38
 - Metropolitan Division – Oshie (Barzal, Jones) 5:29
 - Metropolitan Division – Jones (Konecny, Hischier) 6:04
 - Atlantic Division – Duclair (Bertuzzi, Weber) 6:20
 - Atlantic Division – Pastrnak (Hedman, Eichel) 8:28
- Penalties: None

Second Half

- Metropolitan Division – Hischier (Konecny, Jones) 2:50
 - Atlantic Division – Huberdeau (B. Tkachuk) 4:48
 - Atlantic Division – Hedman (Eichel, Pastrnak) 5:47 (GWG)
 - Atlantic Division – Duclair (Bertuzzi) 6:07
 - Atlantic Division – Pastrnak (Hedman, Eichel) 9:05 (EN)
 - Atlantic Division – Duclair (Bertuzzi) 9:29 (EN)
- Penalties: None

Shots on Goal

Metropolitan Division (16) 9 – 7
Atlantic Division (22) 9 – 13

Goaltenders

Metropolitan Division – Holtby (1st), Jarry (2nd)
Atlantic Division – Andersen (1st), Vasilevskiy (2nd)

* * *

Pacific Division All-Stars

Coach: Rick Tocchet, ARI

No.	Player	P	Team
29	Draisaitl, Leon	C	EDM
5	Giordano, Mark	D	CGY
48	Hertl, Tomas	C	SJS
43	Hughes, Quinn	D	VAN
11	Kopitar, Anze	C	LAK
25	Markstrom, Jacob	G	VAN
97	McDavid, Connor (C)	C	EDM
67	Pacioretty, Max	LW	VGK
40	Pettersson, Elias	C	VAN
33	Rittich, David	G	CGY
19	Tkachuk, Matthew	LW	CGY

Central Division All-Stars

Coach: Craig Berube, STL

No.	Player	P	Team
50	Binnington, Jordan	G	STL
37	Hellebuyck, Connor	G	WPG
59	Josi, Roman	D	NSH
88	Kane, Patrick	RW	CHI
29	MacKinnon, Nathan (C)	C	COL
90	O'Reilly, Ryan	C	STL
57	Perron, David	LW	STL
27	Pietrangelo, Alex	D	STL
55	Scheifele, Mark	C	WPG
91	Seguin, Tyler	C	DAL
12	Staal, Eric	C	MIN

Summary

First Half

- Pacific Division – M. Tkachuk (Hughes) 2:12
 - Pacific Division – Draisaitl (M. Tkachuk, Hughes) 2:59
 - Pacific Division – Hertl (Kopitar) 4:42
 - Central Division – Scheifele (Josi, Seguin) 5:09
 - Central Division – Perron (Pietrangelo, O'Reilly) 7:04
 - Central Division – Kane (unassisted) 7:18
 - Pacific Division – Hughes (M. Tkachuk) 9:06
 - Central Division – Seguin (Scheifele, Josi) 9:39
- Penalties: None

Second Half

- Pacific Division – Draisaitl (McDavid, Giordano) 0:46
 - Central Division – Kane (MacKinnon) 1:37
 - Pacific Division – M. Tkachuk (Hughes, Pettersson) 2:42 (GWG)
 - Pacific Division – Draisaitl (McDavid) 3:34
 - Pacific Division – Hertl (Pacioretty, Kopitar) 4:45
 - Pacific Division – Hertl (Draisaitl, McDavid) 7:06
 - Pacific Division – Hertl (Kopitar, Pacioretty) 8:56
- Penalties: None

Shots on Goal

Pacific Division (28) 12 – 16
Central Division (17) 7 – 10

Goaltenders

Pacific Division – Markstrom (1st), Rittich (2nd)
Central Division – Binnington (1st), Hellebuyck (2nd)

* * *

Pacific Division All-Stars

Coach: Rick Tocchet, ARI

No.	Player	P	Team
29	Draisaitl, Leon	C	EDM
5	Giordano, Mark	D	CGY
48	Hertl, Tomas	C	SJS
43	Hughes, Quinn	D	VAN
11	Kopitar, Anze	C	LAK
25	Markstrom, Jacob	G	VAN
97	McDavid, Connor (C)	C	EDM
67	Pacioretty, Max	LW	VGK
40	Pettersson, Elias	C	VAN
33	Rittich, David	G	CGY
19	Tkachuk, Matthew	LW	CGY

Atlantic Division All-Stars

Coach: Bruce Cassidy, BOS

No.	Player	P	Team
31	Andersen, Frederik	G	TOR
59	Bertuzzi, Tyler	LW	DET
10	Duclair, Anthony	LW	OTT
9	Eichel, Jack	C	BUF
77	Hedman, Victor	D	TBL
11	Huberdeau, Jonathan	C	FLA
16	Marnier, Mitchell	C	TOR
88	Pastrnak, David (C)	RW	BOS
7	Tkachuk, Brady	LW	OTT
88	Vasilevskiy, Andrei	G	TBL
6	Weber, Shea	D	MTL

Summary

First Half

1. Atlantic Division – Hedman (Pastrnak, Eichel) 0:24
 2. Atlantic Division – Huberdeau (B. Tkachuk, Marnier) 1:29
 3. Pacific Division – Pacioretty (Kopitar) 6:05
 4. Atlantic Division – Pastrnak (Huberdeau, Andersen) 9:13
- Penalties: None

Second Half

5. Pacific Division – Pettersson (M. Tkachuk, Hughes) 1:37
 6. Pacific Division – Draisaitl (Giordano) 1:44
 7. Atlantic Division – Bertuzzi (Duclair, Weber) 3:15
 8. Pacific Division – Pettersson (Hughes, M. Tkachuk) 5:04
 9. Pacific Division – Hertl (Draisaitl, McDavid) 7:24 (GWG)
- Penalties: None

Shots on Goal

Atlantic Division (11) 7 – 4
Pacific Division (20) 9 – 11

Goaltenders

Atlantic Division – Andersen (1st), Vasilevskiy (2nd)
Pacific Division – Markstrom (1st), Rittich (2nd)

MVP: David Pastrnak

Referees: Francois St-Laurent, Justin St. Pierre

Linespersons: Michel Cormier, Bryan Pancich

Attendance: 18,112

First Semifinal: Central Division 10, Pacific Division 4

Central Division All-Stars

Coach: Paul Maurice, WPG

No.	Player	P	Team
40	Dubnyk, Devan	G	MIN
4	Heiskanen, Miro	D	DAL
59	Josi, Roman	D	NSH
88	Kane, Patrick	RW	CHI
92	Landeskog, Gabriel	LW	COL
90	O'Reilly, Ryan	C	STL
96	Rantanen, Mikko	RW	COL
35	Rinne, Pekka	G	NSH
55	Scheifele, Mark	C	WPG
26	Wheeler, Blake	RW	WPG

Pacific Division All-Stars

Coach: Bill Peters, CGY

No.	Player	P	Team
88	Burns, Brent	D	SJS
8	Doughty, Drew	D	LAK
29	Draisaitl, Leon	C	EDM
29	Fleury, Marc-Andre	G	VGK
13	Gaudreau, Johnny	LW	CGY
36	Gibson, John	G	ANA
65	Karlsson, Erik	D	SJS
9	Keller, Clayton	C	ARI
97	McDavid, Connor	C	EDM
8	Pavelski, Joe	C	SJS
40	Pettersson, Elias	C	VAN

Summary

First Half

1. Central Division – Rantanen (O'Reilly) 1:03
 2. Central Division – Landeskog (O'Reilly) 1:33
 3. Pacific Division – Karlsson (Gibson) 4:51
 4. Central Division – Josi (Kane) 5:08
 5. Central Division – Kane (Josi, Wheeler) 5:31
 6. Central Division – Scheifele (O'Reilly) 6:39 (GWG)
 7. Central Division – Rantanen (Landeskog, Josi) 7:50
 8. Central Division – Kane (Wheeler) 8:11
- Penalties: None

Second Half

9. Central Division – Landeskog (Josi, Rantanen) 0:42
 10. Central Division – O'Reilly (unassisted) 2:30
 11. Central Division – Landeskog (Wheeler) 4:36
 12. Pacific Division – Gaudreau (McDavid) 4:47
 13. Pacific Division – Karlsson (Pavelski, Burns) 5:52
 14. Pacific Division – Burns (Pavelski) 6:02
- Penalties: None

Shots on Goal

Central Division (18) 9 – 9
Pacific Division (31) 9 – 22

Goaltenders

Central Division – Rinne (1st), Dubnyk (2nd)
Pacific Division – Gibson (1st), Fleury (2nd)

* * *

Metropolitan Division All-Stars

Coach: Todd Reirden, WSH

No.	Player	P	Team
20	Aho, Sebastian	RW	CAR
13	Atkinson, Cam	RW	CBJ
13	Barzal, Mathew	C	NYI
74	Carlson, John	D	WSH
87	Crosby, Sidney	C	PIT
28	Giroux, Claude	RW	PHI
70	Holtby, Braden	G	WSH
3	Jones, Seth	D	CBJ
58	Letang, Kris	D	PIT
30	Lundqvist, Henrik	G	NYR
21	Palmieri, Kyle	C	NJD

Atlantic Division All-Stars

Coach: Jon Cooper, TBL

No.	Player	P	Team
72	Chabot, Thomas	D	OTT
9	Eichel, Jack	C	BUF
35	Howard, Jimmy	G	DET
86	Kucherov, Nikita	RW	TBL
34	Matthews, Auston	C	TOR
88	Pastrnak, David	RW	BOS
53	Skinner, Jeff	C	BUF
91	Stamkos, Steven	C	TBL
91	Tavares, John	C	TOR
88	Vasilevskiy, Andrei	G	TBL
3	Yandle, Keith	D	FLA

Summary*First Half*

1. Metropolitan Division – Crosby (Barzal) 0:15
 2. Metropolitan Division – Jones (Palmieri, Atkinson) 1:56
 3. Atlantic Division – Eichel (Pastrnak) 2:04
 4. Atlantic Division – Stamkos (Tavares) 3:13
 5. Metropolitan Division – Jones (unassisted) 9:40
- Penalties: None

Second Half

6. Atlantic Division – Skinner (Pastrnak) 0:56
 7. Atlantic Division – Tavares (Yandle) 1:28
 8. Metropolitan Division – Crosby (Letang) 3:37
 9. Metropolitan Division – Letang (unassisted) 6:22 (GWG)
 10. Metropolitan Division – Aho (Giroux) 8:08
 11. Metropolitan Division – Atkinson (Crosby) 9:14
- Penalties: None

Shots on Goal

Metropolitan Division (26) 13 – 13
 Atlantic Division (20) 7 – 13

Goaltenders

Metropolitan Division – Lundqvist (1st), Holtby (2nd)
 Atlantic Division – Vasilevskiy (1st), Howard (2nd)

* * *

Metropolitan Division All-Stars

Coach: Todd Reirden, WSH

No.	Player	P	Team
20	Aho, Sebastian	RW	CAR
13	Atkinson, Cam	RW	CBJ
13	Barzal, Mathew	C	NYI
74	Carlson, John	D	WSH
87	Crosby, Sidney	C	PIT
28	Giroux, Claude	RW	PHI
70	Holtby, Braden	G	WSH
3	Jones, Seth	D	CBJ
58	Letang, Kris	D	PIT
30	Lundqvist, Henrik	G	NYR
21	Palmieri, Kyle	C	NJD

Central Division All-Stars

Coach: Paul Maurice, WPG

No.	Player	P	Team
40	Dubnyk, Devan	G	MIN
4	Heiskanen, Miro	D	DAL
59	Josi, Roman	D	NSH
88	Kane, Patrick	RW	CHI
92	Landeskog, Gabriel	LW	COL
90	O'Reilly, Ryan	C	STL
96	Rantanen, Mikko	RW	COL
35	Rinne, Pekka	G	NSH
55	Scheifele, Mark	C	WPG
26	Wheeler, Blake	RW	WPG

Summary*First Half*

1. Metropolitan Division – Barzal (Letang, Crosby) 0:22
 2. Metropolitan Division – Giroux (Carlson) 1:53
 3. Metropolitan Division – Letang (Barzal, Crosby) 3:40
 4. Metropolitan Division – Palmieri (Jones, Aho) 8:16
 5. Metropolitan Division – Crosby (Barzal) 9:55
- Penalties: None

Penalty Shot

Seth Jones (Metropolitan) unsuccessful vs. Devan Dubnyk (Central) 5:51

Second Half

6. Central Division – Landeskog (O'Reilly) 1:15
 7. Central Division – Rantanen (Josi) 3:25
 8. Metropolitan Division – Crosby (Barzal) 4:02 (GWG)
 9. Central Division – O'Reilly (Josi, Kane) 4:38
 10. Metropolitan Division – Aho (Atkinson) 5:35
 11. Metropolitan Division – Atkinson (unassisted) 5:43
 12. Metropolitan Division – Barzal (Crosby, Letang) 7:16
 13. Central Division – Rantanen (Landeskog, O'Reilly) 8:30
 14. Central Division – Wheeler (Rantanen, Landeskog) 8:50
 15. Metropolitan Division – Atkinson (Jones) 9:08
- Penalties: None

Shots on Goal

Metropolitan Division (22) 11 – 11
 Central Division (23) 6 – 17

Goaltenders

Metropolitan Division – Lundqvist (1st), Holtby (2nd)
 Central Division – Dubnyk (1st), Rinne (2nd)

MVP: Sidney Crosby

Referees: Dean Morton, Brian Pochmara

Linespersons: Ryan Galloway, Derek Nansen

Attendance: 17,562

63RD NHL ALL-STAR GAME

AMALIE Arena, Tampa
Jan. 28, 2018

Second Semifinal: Atlantic Division 7, Metropolitan Division 4

First Semifinal: Pacific Division 5, Central Division 2

Pacific Division All-Stars

Coach: Gerard Gallant, VGK

No.	Player	P	Team
6	Boeser, Brock	R	VAN
88	Burns, Brent	D	SJS
8	Doughty, Drew	D	LAK
23	Ekman-Larsson, Oliver	D	ARI
29	Fleury, Marc-Andre	G	VGK
13	Gaudreau, Johnny	LW	CGY
11	Kopitar, Anze	C	LAK
97	McDavid, Connor	C	EDM
18	Neal, James	LW	VGK
67	Rakell, Rickard	RW	ANA
41	Smith, Mike	G	CGY

Central Division All-Stars

Coach: Peter Laviolette, NSH

No.	Player	P	Team
37	Hellebuyck, Connor	G	WPG
88	Kane, Patrick	RW	CHI
3	Klingberg, John	D	DAL
29	MacKinnon, Nathan	C	COL
27	Pietrangelo, Alex	D	STL
35	Rinne, Pekka	G	NSH
10	Schenn, Brayden	C	STL
91	Seguin, Tyler	C	DAL
12	Staal, Eric	C	MIN
76	Subban, P.K.	D	NSH
26	Wheeler, Blake	RW	WPG

Summary

First Half

1. Central Division – MacKinnon (Wheeler) 1:47
- Penalties: None

Second Half

2. Pacific Division – Doughty (McDavid) 4:13
 3. Pacific Division – Neal (McDavid, Burns) 6:57
 4. Central Division – Subban (MacKinnon) 7:29
 5. Pacific Division – Boeser (Ekman-Larsson, Gaudreau) 8:14 (GWG)
 6. Pacific Division – Burns (McDavid, Smith) 8:38 (EN)
 7. Pacific Division – Neal (McDavid) 9:18 (EN)
- Penalties: None

Shots on Goal

Pacific Division (14) 10 – 4
Central Division (16) 8 – 8

Goaltenders

Pacific Division – Fleury (1st), Smith (2nd)
Central Division – Rinne (1st), Hellebuyck (2nd)

* * *

Atlantic Division All-Stars

Coach: Jon Cooper, TBL

No.	Player	P	Team
16	Barkov, Aleksander	C	FLA
15	Eichel, Jack	C	BUF
25	Green, Mike	D	DET
65	Karlsson, Erik	D	OTT
86	Kucherov, Nikita	RW	TBL
63	Marchand, Brad	C	BOS
34	Matthews, Auston	C	TOR
21	Point, Brayden	C	TBL
31	Price, Carey	G	MTL
91	Stamkos, Steven	C	TBL
88	Vasilevskiy, Andrei	G	TBL

Metropolitan Division All-Stars

Coach: Barry Trotz, WSH

No.	Player	P	Team
12	Bailey, Josh	C	NYI
11	Boyle, Brian	C	NJD
87	Crosby, Sidney	C	PIT
28	Giroux, Claude	RW	PHI
5	Hanifin, Noah	D	CAR
70	Holtby, Braden	G	WSH
58	Letang, Kris	D	PIT
30	Lundqvist, Henrik	G	NYR
8	Ovechkin, Alex	LW	WSH
91	Tavares, John	C	NYI
8	Werenski, Zach	D	CBJ

Summary

First Half

1. Metropolitan Division – Crosby (Ovechkin) 1:09
 2. Atlantic Division – Matthews (Eichel, Barkov) 5:30
 3. Metropolitan Division – Giroux (Werenski) 7:43
 4. Metropolitan Division – Ovechkin (Crosby) 8:16
 5. Atlantic Division – Kucherov (Karlsson, Stamkos) 8:27
- Penalties: None

Second Half

6. Atlantic Division – Kucherov (Eichel, Karlsson) 2:13
 7. Metropolitan Division – Letang (Tavares, Bailey) 3:17
 8. Atlantic Division – Point (Marchand, Price) 4:33
 9. Atlantic Division – Eichel (Barkov, Matthews) 6:40 (GWG)
 10. Atlantic Division – Marchand (Point, Green) 7:41
 11. Atlantic Division – Kucherov (Stamkos, Karlsson) 7:56
- Penalties: None

Shots on Goal

Atlantic Division (17) 7 – 10
Metropolitan Division (22) 13 – 9

Goaltenders

Atlantic Division – Vasilevskiy (1st), Price (2nd)
Metropolitan Division – Lundqvist (1st), Holtby (2nd)

* * *

62ND NHL ALL-STAR GAME

STAPLES Center, Los Angeles
Jan. 29, 2017

Pacific Division All-Stars

Coach: Gerard Gallant, VGK

No.	Player	P	Team
6	Boeser, Brock	R	VAN
88	Burns, Brent	D	SJS
8	Doughty, Drew	D	LAK
23	Ekman-Larsson, Oliver	D	ARI
29	Fleury, Marc-Andre	G	VGK
13	Gaudreau, Johnny	LW	CGY
11	Kopitar, Anze	C	LAK
97	McDavid, Connor	C	EDM
18	Neal, James	LW	VGK
67	Rakell, Rickard	RW	ANA
41	Smith, Mike	G	CGY

Atlantic Division All-Stars

Coach: Jon Cooper, TBL

No.	Player	P	Team
16	Barkov, Aleksander	C	FLA
15	Eichel, Jack	C	BUF
25	Green, Mike	D	DET
65	Karlsson, Erik	D	OTT
86	Kucherov, Nikita	RW	TBL
63	Marchand, Brad	C	BOS
34	Matthews, Auston	C	TOR
21	Point, Brayden	C	TBL
31	Price, Carey	G	MTL
91	Stamkos, Steven	C	TBL
88	Vasilevskiy, Andrei	G	TBL

Summary

First Half

- Pacific Division – Rakell (Kopitar, Doughty) 0:59
 - Pacific Division – Boeser (Gaudreau) 5:05
 - Atlantic Division – Green (Marchand, Point) 6:08
 - Pacific Division – Doughty (Kopitar, Rakell) 8:35 (GWG)
- Penalties: Gaudreau (PAC), tripping, 8:49

Second Half

- Pacific Division – Gaudreau (Boeser) 1:51
 - Atlantic Division – Green (Marchand) 3:26
 - Pacific Division – Rakell (Burns) 7:24
- Penalties: None

Shots on Goal

Pacific Division (19) 11 – 8
Atlantic Division (11) 4 – 7

Goaltenders

Pacific Division – Fleury (1st), Smith (2nd)
Atlantic Division – Vasilevskiy (1st), Price (2nd)

MVP: Brock Boeser

Referees: Dave Jackson, Wes McCauley
Linespersons: Brian Mach, Mark Shewchuk
Attendance: 19,092

First Semifinal: Pacific Division 10, Central Division 3

Pacific Division All-Stars

Coach: Peter DeBoer, SJS

No.	Player	P	Team
88	Burns, Brent	D	SJS
77	Carter, Jeff	C	LAK
8	Doughty, Drew	D	LAK
4	Fowler, Cam	D	ANA
13	Gaudreau, Johnny	LW	CGY
53	Horvat, Bo	C	VAN
31	Jones, Martin	G	SJS
17	Kesler, Ryan	C	ANA
97	McDavid, Connor	C	EDM
8	Pavelski, Joe	C	SJS
41	Smith, Mike	G	ARI

Central Division All-Stars

Coach: Bruce Boudreau, MIN

No.	Player	P	Team
2	Keith, Duncan	D	CHI
19	Toews, Jonathan	C	CHI
20	Suter, Ryan	D	MIN
29	Laine, Patrik	RW	WPG
29	MacKinnon, Nathan	C	COL
76	Subban, P.K.	D	NSH
88	Kane, Patrick	RW	CHI
91	Seguin, Tyler	C	DAL
91	Tarasenko, Vladimir	RW	STL
40	Dubnyk, Devan	G	MIN
50	Crawford, Corey	G	CHI

Summary

First Half

- Pacific Division – Fowler (Gaudreau, Horvat) 2:57
 - Pacific Division – Carter (Doughty) 3:39
 - Central Division – Toews (unassisted) 7:07
 - Pacific Division – McDavid (Kesler) 7:13
 - Pacific Division – Burns (McDavid) 8:00 (GWG)
 - Pacific Division – Doughty (Pavelski, Carter) 9:49
- Penalties: None

Second Half

- Central Division – Subban (Seguin) 2:14
 - Pacific Division – Gaudreau (Horvat, Fowler) 2:33
 - Pacific Division – Pavelski (Carter, Doughty) 4:15
 - Central Division – Tarasenko (Seguin) 4:39
 - Pacific Division – Kesler (Burns, McDavid) 5:43
 - Pacific Division – Horvat (Fowler) 6:29
 - Pacific Division – Gaudreau (Fowler, Jones) 6:42
- Penalties: None

Shots on Goal

Pacific Division (22) 11 – 11
Central Division (12) 3 – 9

Goaltenders

Pacific Division – Smith (1st), Jones (2nd)
Central Division – Crawford (1st), Dubnyk (2nd)

* * *

Metropolitan Division All-Stars

Coach: Wayne Gretzky

No.	Player	P	Team
13	Atkinson, Cam	RW	CBJ
72	Bobrovsky, Sergei	G	CBJ
87	Crosby, Sidney	C	PIT
27	Faulk, Justin	D	CAR
9	Hall, Taylor	LW	NJD
70	Holtby, Braden	G	WSH
3	Jones, Seth	D	CBJ
27	McDonagh, Ryan	D	NYR
8	Ovechkin, Alex	LW	WSH
17	Simmonds, Wayne	RW	PHI
91	Tavares, John	C	NYI

Atlantic Division All-Stars

Coach: Michel Therrien, MTL

No.	Player	P	Team
6	Weber, Shea	D	MTL
21	Okposo, Kyle	RW	BUF
21	Trocheck, Vincent	C	FLA
34	Matthews, Auston	C	TOR
51	Nielsen, Frans	C	DET
63	Marchand, Brad	C	BOS
65	Karlsson, Erik	D	OTT
77	Hedman, Victor	D	TBL
86	Kucherov, Nikita	RW	TBL
31	Price, Carey	G	MTL
40	Rask, Tuukka	G	BOS

Summary*First Half*

1. Metropolitan Division – Simmonds (unassisted) 2:12
 2. Atlantic Division – Kucherov (Trocheck, Hedman) 4:06
 3. Metropolitan Division – Simmonds (unassisted) 4:49
 4. Atlantic Division – Hedman (Kucherov, Trocheck) 6:30
 5. Atlantic Division – Karlsson (Okposo) 7:13
 6. Metropolitan Division – Tavares (Atkinson) 8:45
- Penalties: None

Second Half

7. Atlantic Division – Matthews (Marchand, Weber) 0:50
 8. Metropolitan Division – Tavares (Atkinson, Faulk) 1:31
 9. Metropolitan Division – Jones (Hall) 1:45
 10. Metropolitan Division – Hall (unassisted) 1:50
 11. Atlantic Division – Kucherov (Trocheck) 3:15
 12. Metropolitan Division – Crosby (Faulk, Ovechkin) 6:26 (GWG)
 13. Metropolitan Division – Atkinson (Tavares) 6:35
 14. Metropolitan Division – Atkinson (Tavares) 7:45 (EN)
 15. Atlantic Division – Trocheck (Kucherov) 8:54
 16. Metropolitan Division – Ovechkin (Crosby, Faulk) 9:59
- Penalties: None

Shots on Goal

Metropolitan Division (21) 6 – 15
 Atlantic Division (25) 10 – 15

Goaltenders

Metropolitan Division – Bobrovsky (1st), Holtby (2nd)
 Atlantic Division – Price (1st), Rask (2nd)

* * *

Metropolitan Division All-Stars

Coach: Wayne Gretzky

No.	Player	P	Team
13	Atkinson, Cam	RW	CBJ
72	Bobrovsky, Sergei	G	CBJ
87	Crosby, Sidney	C	PIT
27	Faulk, Justin	D	CAR
9	Hall, Taylor	LW	NJD
70	Holtby, Braden	G	WSH
3	Jones, Seth	D	CBJ
27	McDonagh, Ryan	D	NYR
8	Ovechkin, Alex	LW	WSH
17	Simmonds, Wayne	RW	PHI
91	Tavares, John	C	NYI

Pacific Division All-Stars

Coach: Peter DeBoer, SJS

No.	Player	P	Team
88	Burns, Brent	D	SJS
77	Carter, Jeff	C	LAK
8	Doughty, Drew	D	LAK
4	Fowler, Cam	D	ANA
13	Gaudreau, Johnny	LW	CGY
53	Horvat, Bo	C	VAN
31	Jones, Martin	G	SJS
17	Kesler, Ryan	C	ANA
97	McDavid, Connor	C	EDM
8	Pavelski, Joe	C	SJS
41	Smith, Mike	G	ARI

Summary*First Half*

1. Pacific Division – Pavelski (Doughty, Carter) 0:22
2. Metropolitan Division – Jones (Hall, Faulk) 1:25
3. Metropolitan Division – Faulk (Tavares) 4:09
4. Pacific Division – McDavid (Kesler) 4:40
5. Pacific Division – Horvat (Gaudreau) 7:52

Second Half

6. Metropolitan Division – Atkinson (unassisted) 4:57
7. Metropolitan Division – Simmonds (Hall) 5:02 (GWG)

Shots on Goal

Metropolitan Division (18) 7 – 11
 Pacific Division (17) 12 – 5

Goaltenders

Metropolitan Division – Bobrovsky (1st), Holtby (2nd)
 Pacific Division – Jones (1st), Smith (2nd)

MVP: Wayne Simmonds

Referees: Mike Leggo, Kelly Sutherland
 Linespersons: Steve Barton, David Brisebois
 Attendance: 18,665

61ST NHL ALL-STAR GAME*

Bridgestone Arena, Nashville
Jan. 31, 2016

* The NHL All-Star Game changed in format to a 3-on-3 tournament, with teams representing each of the four divisions

First Semifinal: Atlantic Division 4, Metropolitan Division 3

Atlantic Division All-Stars

Coach: Gerard Gallant, FLA

No.	Player	P	Team
37	Bergeron, Patrice	C	BOS
30	Bishop, Ben	G	TBL
5	Ekblad, Aaron	D	FLA
68	Jagr, Jaromir	RW	FLA
65	Karlsson, Erik	D	OTT
47	Komarov, Leo	C	TOR
71	Larkin, Dylan	C	DET
1	Luongo, Roberto	G	FLA
90	O'Reilly, Ryan	C	BUF
91	Stamkos, Steven	C	TBL
76	Subban, P.K.	D	MTL

Metropolitan Division All-Stars

Coach: Barry Trotz, WSH

No.	Player	P	Team
19	Backstrom, Nicklas	C	WSH
27	Faulk, Justin	D	CAR
28	Giroux, Claude	C	PHI
70	Holtby, Braden	G	WSH
92	Kuznetsov, Evgeny	C	WSH
58	Letang, Kris	D	PIT
71	Malkin, Evgeni	C	PIT
27	McDonagh, Ryan	D	NYR
20	Saad, Brandon	LW	CBJ
35	Schneider, Cory	G	NJD
91	Tavares, John	C	NYI

Summary

First Half

1. Metropolitan Division – Letang (Malkin) 1:01
2. Atlantic Division – Karlsson (Larkin) 3:47
3. Metropolitan Division – Kuznetsov (Faulk) 4:16
4. Atlantic Division – Jagr (Larkin) 9:22

Penalties: None

Second Half

5. Metropolitan Division – Malkin (Saad, Schneider) 0:25
6. Atlantic Division – Ekblad (O'Reilly, Komarov) 2:52
7. Atlantic Division – Subban (Larkin, Bishop) 5:22 (GWG)

Penalties: None

Shots on Goal

Atlantic Division (22) 10 – 22
Metropolitan Division (22) 10 – 22

Goaltenders

Atlantic Division – Luongo (1st), Bishop (2nd)
Metropolitan Division – Holtby (1st), Schneider (2nd)

* * *

Second Semifinal: Pacific Division 9, Central Division 6

Pacific Division All-Stars

Coach: Darryl Sutter, LAK

No.	Player	P	Team
88	Burns, Brent	D	SJS
8	Doughty, Drew	D	LAK
13	Gaudreau, Jonny	LW	CGY
36	Gibson, John	G	ANA
5	Giordano, Mark	D	CGY
4	Hall, Taylor	LW	EDM
8	Pavelski, Joe	C	SJS
10	Perry, Corey	RW	ANA
32	Quick, Jonathan	G	LAK
28	Scott, John	LW	ARI*
22	Sedin, Daniel	LW	VAN

* Captained Pacific Division despite trade from ARI to MTL

Central Division All-Stars

Coach: Lindy Ruff, DAL

No.	Player	P	Team
14	Benn, Jamie	LW	DAL
33	Byfuglien, Dustin	D	WPG
40	Dubnyk, Devan	G	MIN
9	Duchene, Matt	C	COL
59	Josi, Roman	D	NSH
88	Kane, Patrick	RW	CHI
18	Neal, James	LW	NSH
35	Rinne, Pekka	G	NSH
91	Seguin, Tyler	C	DAL
91	Tarasenko, Vladimir	RW	STL
6	Weber, Shea	D	NSH

Summary

First Half

1. Central Division – Neal (Duchene, Weber) 0:26
2. Pacific Division – Scott (Burns) 0:47
3. Pacific Division – Pavelski (Sedin, Perry) 5:26
4. Central Division – Neal (Duchene, Weber) 8:01
5. Pacific Division – Gaudreau (Giordano, Hall) 8:17
6. Central Division – Kane (Benn) 9:27

Penalties: None

Second Half

7. Pacific Division – Sedin (Gibson) 1:49
8. Pacific Division – Scott (Burns) 3:27
9. Pacific Division – Hall (Gaudreau) 4:04
10. Pacific Division – Sedin (Perry, Doughty) 4:28 (GWG)
11. Central Division – Byfuglien (Seguin, Tarasenko) 4:36
12. Central Division – Seguin (Byfuglien, Tarasenko) 4:49
13. Pacific Division – Hall (Gaudreau, Burns) 7:44
14. Pacific Division – Doughty (Pavelski) 8:45 (EN)
15. Central Division – Josi (Seguin, Neal) 8:53

Penalties: None

Shots on Goal

Pacific Division (22) 8 – 14
Central Division (17) 7 – 10

Goaltenders

Pacific Division – Quick (1st), Gibson (2nd)
Central Division – Rinne (1st), Dubnyk (2nd)

* * *

60TH NHL ALL-STAR GAME

Team Toews 17, Team Foligno 12

Nationwide Arena, Columbus

Jan. 25, 2015

Pacific Division All-Stars

Coach: Darryl Sutter, LAK

No.	Player	P	Team
88	Burns, Brent	D	SJS
8	Doughty, Drew	D	LAK
13	Gaudreau, Jonny	LW	CGY
36	Gibson, John	G	ANA
5	Giordano, Mark	D	CGY
4	Hall, Taylor	LW	EDM
8	Pavelski, Joe	C	SJS
10	Perry, Corey	RW	ANA
32	Quick, Jonathan	G	LAK
28	Scott, John	LW	ARI*
22	Sedin, Daniel	LW	VAN

* Captained Pacific Division despite trade from ARI to MTL

Atlantic Division All-Stars

Coach: Gerard Gallant, FLA

No.	Player	P	Team
37	Bergeron, Patrice	C	BOS
30	Bishop, Ben	G	TBL
5	Ekblad, Aaron	D	FLA
68	Jagr, Jaromir	RW	FLA
65	Karlsson, Erik	D	OTT
47	Komarov, Leo	C	TOR
71	Larkin, Dylan	C	DET
1	Luongo, Roberto	G	FLA
90	O'Reilly, Ryan	C	BUF
91	Stamkos, Steven	C	TBL
76	Subban, P.K.	D	MTL

Summary

First Half

Goals: None

Penalties: None

Second Half

1. Pacific Division – Perry (Sedin, Burns) 3:38 (GWG)

Penalties: None

Shots on Goal

Pacific Division (16) 12 – 4

Atlantic Division (17) 10 – 7

Goaltenders

Pacific Division – Quick (1st), Gibson (2nd)

Atlantic Division – Luongo (1st), Bishop (2nd)

MVP: John Scott

Referees: Dan O'Rourke, Ian Walsh

Linespersons: Jonny Murray, Vaughan Rody

Attendance: 17,139

Team Toews All-Stars

Coach: Peter Laviolette, NSH

No.	Player	P	Team
37	Bergeron, Patrice	C	BOS
50	Crawford, Corey	G	CHI
5	Ekblad, Aaron	D	FLA
26	Elias, Patrik	LW	NJD
27	Faulk, Justin	D	CAR
9	Forsberg, Filip	LW	NSH
13	Gaudreau, Johnny	LW	CGY
15	Getzlaf, Ryan	C	ANA
5	Giordano, Mark	D	CGY
41	Halak, Jaroslav	G	NYI
1	Luongo, Roberto	G	FLA
61	Nash, Rick	LW	NYR
7	Seabrook, Brent	D	CHI
91	Seguin, Tyler	C	DAL
20	Suter, Ryan	D	MIN
91	Tarasenko, Vladimir	RW	STL
91	Tavares, John	C	NYI
19	Toews, Jonathan	C	CHI
93	Voracek, Jakub	RW	PHI
6	Weber, Shea	D	NSH

Team Foligno All-Stars

Coach: Darryl Sutter, LAK

No.	Player	P	Team
88	Burns, Brent	D	SJS
33	Byfuglien, Dustin	D	WPG
8	Doughty, Drew	D	LAK
23	Ekman-Larsson, Oliver	D	ARI
1	Elliott, Brian	G	STL
29	Fleury, Marc-Andre	G	PIT
71	Foligno, Nick	LW	CBJ
28	Girgensons, Zemgus	C	BUF
28	Giroux, Claude	RW	PHI
19	Johansen, Ryan	C	CBJ
88	Kane, Patrick	RW	CHI
2	Keith, Duncan	D	CHI
81	Kessel, Phil	C	TOR
11	Kopitar, Anze	C	LAK
93	Nugent-Hopkins, Ryan	C	EDM
8	Ovechkin, Alex	LW	WSH
31	Price, Carey	G	MTL
6	Ryan, Bobby	RW	OTT
22	Shattenkirk, Kevin	D	STL
91	Stamkos, Steven	C	TBL
17	Vrbata, Radim	RW	VAN

Summary

First Period

1. Team Foligno – Vrbata (Nugent-Hopkins) 3:09

2. Team Toews – Getzlaf (Tarasenko, Faulk) 6:33

3. Team Toews – Voracek (Toews, Ekblad) 9:51

4. Team Foligno – Johansen (Foligno, Shattenkirk) 11:05

5. Team Toews – Bergeron (Seguin, Elias) 12:17

6. Team Foligno – Shattenkirk (Nugent-Hopkins, Vrbata) 14:48

7. Team Foligno – Johansen (Ovechkin, Byfuglien) 16:24

8. Team Toews – Tavares (Bergeron, Ekblad) 19:03

Penalties: None

Second Period

9. Team Toews – Suter (Tarasenko, Seguin) 0:24
 10. Team Foligno – Giroux (Kane) 0:32
 11. Team Toews – Seguin (Getzlaf, Tarasenko) 1:22
 12. Team Foligno – Stamkos (Keith) 2:27
 13. Team Toews – Nash (Toews, Voracek) 4:08
 14. Team Toews – Forsberg (Gaudreau, Elias) 5:56
 15. Team Toews – Tavares (Bergeron, Faulk) 8:16
 16. Team Toews – Voracek (Toews, Ekblad) 9:22
 17. Team Foligno – Foligno (Johansen, Ovechkin) 11:59
 18. Team Foligno – Stamkos (Ryan) 16:35
 19. Team Toews – Tavares (Bergeron) 19:00
- Penalties: None

Third Period

20. Team Toews – Nash (Giordano, Voracek) 1:29
 21. Team Foligno – Kane (Giroux, Doughty) 2:15
 22. Team Toews – Tavares (Bergeron, Seabrook) 6:13 (GWG)
 23. Team Toews – Voracek (Toews, Ekblad) 7:30
 24. Team Foligno – Ryan (Stamkos, Ekman-Larsson) 8:23
 25. Team Toews – Seguin (Tarasenko, Weber) 9:26
 26. Team Foligno – Kane (Burns, Giroux) 13:09
 27. Team Toews – Toews (Suter) 14:21
 28. Team Toews – Forsberg (Gaudreau, Voracek) 16:40
 29. Team Foligno – Burns (Ovechkin, Johansen) 18:20
- Penalties: None

Shots on Goal

Team Toews (47) 16 – 16 – 15
Team Foligno (45) 17 – 18 – 10

Goaltenders

Team Toews – Luongo (1st), Crawford (2nd), Halak (3rd)
Team Foligno – Price (1st), Fleury (2nd), Elliott (3rd)

MVP: Ryan Johansen

Referees: Chris Lee, Chris Rooney

Linespersons: Steve Miller, Tony Sericolo

Attendance: 18,901

59TH NHL ALL-STAR GAME

Team Chara 12, Team Alfredsson 9
Scotiabank Place, Ottawa
Jan. 29, 2012

Team Chara All-Stars

Coach: Claude Julien, BOS

No.	Player	P	Team
14	Benn, Jamie	LW	DAL
51	Campbell, Brian	D	FLA
33	Chara, Zdeno	D	BOS
13	Datsyuk, Pavel	C	DET
14	Eberle, Jordan	C	EDM
10	Gaborik, Marian	RW	NYR
81	Hossa, Marian	RW	CHI
35	Howard, Jimmy	G	DET
12	Iginla, Jarome	RW	CGY
88	Kane, Patrick	RW	CHI
81	Kessel, Phil	C	TOR
19	Lupul, Joffrey	RW	TOR
71	Malkin, Evgeni	C	PIT
10	Perry, Corey	RW	ANA
3	Phaneuf, Dion	D	TOR
31	Price, Carey	G	MTL
19	Seguin, Tyler	C	BOS
20	Suter, Ryan	D	NSH
30	Thomas, Tim	G	BOS
44	Timonen, Kimmo	D	PHI
6	Wideman, Dennis	D	WSH

Team Alfredsson All-Stars

Co-Coaches: Todd McLellan, SJS/John Tortorella, NYR

No.	Player	P	Team
11	Alfredsson, Daniel	RW	OTT
39	Couture, Logan	C	SJS
23	Edler, Alexander	D	VAN
1	Elliott, Brian	G	STL
5	Girardi, Dan	D	NYR
28	Giroux, Claude	RW	PHI
19	Hartnell, Scott	LW	PHI
65	Karlsson, Erik	D	OTT
58	Letang, Kris	D	PIT
30	Lundqvist, Henrik	G	NYR
9	Michalek, Milan	LW	OTT
18	Neal, James	LW	PIT
29	Pominville, Jason	RW	BUF
32	Quick, Jonathan	G	LAK
22	Sedin, Daniel	LW	VAN
33	Sedin, Henrik	C	VAN
19	Spezza, Jason	C	OTT
91	Stamkos, Steven	C	TBL
91	Tavares, John	C	NYI
6	Weber, Shea	D	NSH
3	Yandle, Keith	D	PHX

Summary

First Period

1. Team Chara – Gaborik (Datsyuk) 4:34
 2. Team Chara – Malkin (Iginla) 5:38
 3. Team Chara – Gaborik (Hossa, Suter) 10:09
 4. Team Alfredsson – Spezza (Girardi, Michalek) 10:36
 5. Team Alfredsson – H. Sedin (Hartnell, Letang) 12:51
 6. Team Alfredsson – Tavares (Pominville, Yandle) 13:49
- Penalties: Phaneuf (Team Chara), PS – hooking on breakaway, 16:33

Second Period

7. Team Chara – Gaborik (Hossa, Datsyuk) 1:23
 8. Team Chara – Lupul (Kessel) 3:33
 9. Team Alfredsson – Pominville (Neal, Stamkos) 7:17
 10. Team Alfredsson – Alfredsson (unassisted) 14:33
 11. Team Alfredsson – Alfredsson (D. Sedin, H. Sedin) 16:04
 12. Team Chara – Kane (Eberle) 18:24
- Penalties: None

Third Period

13. Team Chara – Kessel (Campbell) 4:12
 14. Team Alfredsson – Michalek (Tavares, Spezza) 5:21
 15. Team Chara – Iginla (Malkin, Perry) 7:45
 16. Team Alfredsson – Giroux (Hartnell, Couture) 9:40
 17. Team Chara – Hossa (Datsyuk) 12:04
 18. Team Chara – Chara (Gaborik) 12:20 (GWG)
 19. Team Chara – Perry (Iginla, Wideman) 13:26
 20. Team Alfredsson – D. Sedin (H. Sedin, Alfredsson) 14:20
 21. Team Chara – Lupul (Seguin, Kessel) 15:33
- Penalties: None

Shots on Goal

Team Chara (44) 12 – 13 – 19
Team Alfredsson (50) 14 – 15 – 21

Goaltenders

Team Chara – Howard (1st), Price (2nd), Thomas (3rd)
Team Alfredsson – Lundqvist (1st), Quick (2nd), Elliott (3rd)

MVP: Marian Gaborik

Referees: Eric Furlatt, Tim Peel

Linespersons: Derek Amell, Brad Kovachik

Attendance: 20,510

58TH NHL ALL-STAR GAME

Team Lidstrom 11, Team Staal 10
RBC Center, Raleigh, N.C.
Jan. 30, 2011

Team Lidstrom All-Stars

Co-Coaches: Peter Laviolette, PHI/Alain Vigneault, VAN

No.	Player	P	Team
48	Briere, Danny	C	PHI
8	Burns, Brent	D	MIN
33	Byfuglien, Dustin	D	ATL
9	Duchene, Matt	C	COL
21	Eriksson, Loui	LW	DAL
29	Fleury, Marc-Andre	G	PIT
24	Havlat, Martin	RW	MIN
1	Hiller, Jonas	G	ANA
88	Kane, Patrick	RW	CHI
2	Keith, Duncan	D	CHI
81	Kessel, Phil	C	TOR
11	Kopitar, Anze	C	LAK
5	Lidstrom, Nicklas	D	DET
91	Richards, Brad	C	DAL
33	Sedin, Henrik	C	VAN
26	St. Louis, Martin	RW	TBL
91	Stamkos, Steven	C	TBL
30	Thomas, Tim	G	BOS
19	Toews, Jonathan	C	CHI
6	Weber, Shea	D	NSH
3	Yandle, Keith	D	PHX

Team Staal All-Stars

Coach: Joel Quenneville, CHI

No.	Player	P	Team
42	Backes, David	RW	STL
22	Boyle, Dan	D	SJS
33	Chara, Zdeno	D	BOS
26	Elias, Patrik	LW	NJD
28	Giroux, Claude	RW	PHI
52	Green, Mike	D	WSH
65	Karlsson, Erik	D	OTT
17	Kesler, Ryan	C	VAN
58	Letang, Kris	D	PIT
30	Lundqvist, Henrik	G	NYR
8	Ovechkin, Alex	LW	WSH
61	Nash, Rick	LW	CBJ
10	Perry, Corey	RW	ANA
31	Price, Carey	G	MTL
22	Sedin, Daniel	LW	VAN
10	Sharp, Patrick	RW	CHI
53	Skinner, Jeff	C	CAR
12	Staal, Eric	C	CAR
18	Staal, Marc	D	NYR
26	Stastny, Paul	C	COL
30	Ward, Cam	G	CAR

Summary

First Period

1. Team Staal – Ovechkin (Chara, Green) 0:50
 2. Team Staal – Stastny (Sharp, Backes) 2:48
 3. Team Staal – Elias (Stastny, Green) 3:20
 4. Team Staal – Giroux (Sharp, Backes) 5:41
 5. Team Lidstrom – Kopitar (Weber) 10:50
 6. Team Lidstrom – Byfuglien (Kane, Keith) 13:17
 7. Team Lidstrom – Eriksson (Toews) 16:07
 8. Team Lidstrom – Duchene (Lidstrom, Weber) 16:30
- Penalties: None

Second Period

9. Team Staal – Sharp (Giroux) 1:18
 10. Team Staal – Letang (D. Sedin, Ovechkin) 6:10
 11. Team Lidstrom – Kopitar (Eriksson, Havlat) 10:08
 12. Team Lidstrom – Stamkos (St. Louis, Richards) 14:11
 13. Team Lidstrom – Briere (H. Sedin, Weber) 15:31
- Penalties: None

Third Period

14. Team Staal – E. Staal (Perry, Nash) 3:49
 15. Team Staal – Letang (Elias, Skinner) 8:46
 16. Team Lidstrom – Briere (H. Sedin, Weber) 9:57
 17. Team Lidstrom – Toews (Eriksson, Havlat) 10:45
 18. Team Lidstrom – St. Louis (Burns) 13:53
 19. Team Staal – Nash (Perry, Chara) 15:11
 20. Team Lidstrom – Eriksson (Toews, Havlat) 18:49 (GWG)
 21. Team Staal – E. Staal (Boyle, Backes) 19:26
- Penalties: Ovechkin (Team Staal), PS – throw object at puck, 6:13

Shots on Goal

Team Lidstrom (45) 14 – 16 – 15
Team Staal (46) 14 – 17 – 15

Goaltenders

Team Lidstrom – Fleury (1st), Hiller (2nd), Thomas (3rd)
Team Staal – Ward (1st), Price (2nd), Lundqvist (3rd)

MVP: Patrick Sharp

Referees: Tom Kowal, Kevin Pollock

Linespersons: Darren Gibbs, Don Henderson

Attendance: 18,680

57TH NHL ALL-STAR GAME

Eastern Conference 12, Western Conference 11 (SO)
Bell Centre, Montreal
Jan. 25, 2009

Eastern Conference All-Stars

Coach: Claude Julien, BOS

No.	Player	P	Team
3	Bouwmeester, Jay	D	FLA
7	Carter, Jeff	C	PHI
33	Chara, Zdeno	D	BOS
51	Heatley, Dany	LW	OTT
15	Kaberle, Tomas	D	TOR
44	Komisarek, Mike	D	MTL
17	Kovalchuk, Ilya	LW	ATL
27	Kovalev, Alex	RW	MTL
4	Lecavalier, Vincent	C	TBL
35	Lundqvist, Henrik	G	NYR
71	Malkin, Evgeni	C	PIT
79	Markov, Andrei	D	MTL
8	Ovechkin, Alexander	LW	WSH
9	Parise, Zach	LW	NJD
31	Price, Carey	G	MTL
91	Savard, Marc	C	BOS
26	St. Louis, Martin	RW	TBL
12	Staal, Eric	C	CAR
2	Streit, Mark	D	NYI
30	Thomas, Tim	G	BOS
20	Vanek, Thomas	LW	BUF

Western Conference All-Stars

Coach: Todd McLellan, SJS

No.	Player	P	Team
32	Backstrom, Niklas	G	MIN
22	Boyle, Dan	D	SJS
24	Brown, Dustin	LW	LAK
51	Campbell, Brian	D	CHI
18	Doan, Shane	RW	PHX
15	Getzlaf, Ryan	C	ANA
23	Hejduk, Milan	RW	COL
12	Iginla, Jarome	RW	CGY
88	Kane, Patrick	RW	CHI
1	Luongo, Roberto	G	VAN
10	Marleau, Patrick	C	SJS
9	Modano, Mike	C	DAL
61	Nash, Rick	LW	CBJ
27	Niedermayer, Scott	D	ANA
3	Robidas, Stephane	D	DAL
44	Souray, Sheldon	D	EDM
97	Thornton, Joe	C	SJS
7	Tkachuk, Keith	C	STL
19	Toews, Jonathan	C	CHI
6	Weber, Shea	D	NSH

Summary*First Period*

1. Western Tkachuk (Nash, Hejduk) 1:16
 2. Eastern Ovechkin (Savard) 6:26
 3. Eastern Staal (Bouwmeester, Kovalev) 9:30
 4. Eastern Kovalev (Kaberle) 16:34
 5. Eastern Markov (Ovechkin, Savard) 19:23
 6. Western Marleau (Thornton, Niedermayer) 19:48
- Penalties: None

Second Period

7. Eastern St. Louis (Kaberle) 1:21
 8. Eastern Parise (St. Louis, Streit) 2:11
 9. Western Souray (Hejduk) 3:29
 10. Western Boyle (Doan, Campbell) 5:14
 11. Eastern Malkin (unassisted) 7:45
 12. Western Nash (unassisted) 8:27
 13. Western Hejduk (Boyle, Nash) 9:02
 14. Western Souray (Thornton, Marleau) 10:34
 15. Eastern Kovalev (unassisted) 13:35
 16. Western Iginla (Thornton, Marleau) 16:46
- Penalties: None

Third Period

17. Western Doan (Modano, Brown) 0:32
 18. Eastern Heatley (Savard) 2:17
 19. Western Toews (Kane, Souray) 2:32
 20. Eastern St. Louis (Streit, Bouwmeester) 13:19
 21. Western Kane (Getzlaf) 15:19
 22. Eastern Bouwmeester (Ovechkin) 16:21
- Penalties: None

Overtime

Goals: None
 Penalties: Komisarek (East), hooking, 2:22

Shootout

East – Lecavalier (missed), Kovalev (scored), Ovechkin (scored)
 West – Doan (missed), Nash (missed)

Shots on Goal

East (48) 11 – 21 – 13 – 3
 West (54) 11 – 21 – 19 – 3

Goaltenders

East Price (1st), Lundqvist (2nd), Thomas (3rd and OT)
 West Giguere (1st), Backstrom (2nd), Luongo (3rd and OT)

MVP: Alex Kovalev

Referees: Marc Joannette, Brad Meier

Linespersons: Greg Devorski, Pierre Racicot

Attendance: 21,273

56TH NHL ALL-STAR GAME

Eastern Conference 8, Western Conference 7

Philips Arena, Atlanta

Jan. 27, 2008

Eastern Conference All-Stars

Coach: John Paddock, OTT

No.	Player	P	Team
11	Alfredsson, Daniel	RW	OTT
51	Campbell, Brian	D	BUF
33	Chara, Zdeno	D	BOS
39	DiPietro, Rick	G	NYI
19	Gomez, Scott	C	NYR
55	Gonchar, Sergei	D	PIT
18	Hossa, Marian	RW	ATL
15	Kaberle, Tomas	D	TOR
17	Kovalchuk, Ilya	LW	ATL
4	Lecavalier, Vincent	C	TBL
71	Malkin, Evgeni	C	PIT
79	Markov, Andrei	D	MTL
8	Ovechkin, Alexander	LW	WSH
10	Richards, Mike	C	PHI
91	Savard, Marc	C	BOS
9	Spezza, Jason	C	OTT
26	St. Louis, Martin	RW	TBL
12	Staal, Eric	C	CAR
30	Thomas, Tim	G	BOS
44	Timonen, Kimmo	D	PHI
29	Vokoun, Tomas	G	FLA

Western Conference All-Stars

Coach: Mike Babcock, DET

No.	Player	P	Team
19	Arnott, Jason	C	NSH
13	Datsyuk, Pavel	C	DET
9	Gaborik, Marian	RW	MIN
15	Getzlaf, Ryan	C	ANA
10	Horcoff, Shawn	C	EDM
12	Iginla, Jarome	RW	CGY
55	Jovanovski, Ed	D	PHX
2	Keith, Duncan	D	CHI
11	Kopitar, Anze	C	LAK
34	Legace, Manny	G	STL
5	Lidstrom, Nicklas	D	DET
20	Nabokov, Evgeni	G	SJS
61	Nash, Rick	LW	CBJ
27	Niedermayer, Scott	D	ANA
30	Osgood, Chris	G	DET
18	Perry, Corey	RW	ANA
3	Phaneuf, Dion	D	CGY
25	Pronger, Chris	D	ANA
63	Ribeiro, Mike	C	DAL
33	Sedin, Henrik	C	VAN
97	Thornton, Joe	C	SJS

Summary*First Period*

1. Western Nash (unassisted) 0:12
 2. Eastern Staal (Campbell, Malkin) 1:20
 3. Eastern Markov (Richards, Hossa) 9:43
 4. Eastern Ovechkin (Spezza, St. Louis) 13:35
 5. Eastern Campbell (Malkin, Lecavalier) 15:10
 6. Eastern Ovechkin (St. Louis, Spezza) 17:49
- Penalties: None

Second Period

7. Western Nash (Datsyuk) 9:34
8. Western Niedermayer (Thornton, Sedin) 15:08
Penalties: None

Third Period

9. Western Getzlaf (Jovanovski) 0:41
10. Western Nash (Iginla) 1:56
11. Eastern Hossa (Gomez, Chara)
12. Western Phaneuf (Getzlaf, Arnott) 5:07
13. Western Gaborik (Sedin) 10:57
14. Eastern Staal (Kovalchuk, Savard) 12:35
15. Eastern Savard (Campbell, Staal) 19:39 (GWG)
Penalties: None

Shots on Goal

East (33) 16 – 8 – 9
West (51) 13 – 20 – 18

Goaltenders

East DiPietro (1st), Vokoun (2nd), Thomas (3rd)
West Osgood (1st), Nabokov (2nd), Legace (3rd)

MVP: Eric Staal

Referees: Rob Martell, Brad Watson
Linespersons: Pat Dapuzzo, Lyle Seitz
Attendance: 18,644

55TH NHL ALL-STAR GAME

Western Conference 12, Eastern Conference 9
American Airlines Center, Dallas
Jan. 24, 2007

Western Conference All-Stars

Coach: Randy Carlyle, ANA

No.	Player	P	Team
43	Boucher, Philippe	D	DAL
14	Cheechoo, Jonathan	RW	SJS
13	Guerin, Bill	RW	STL
24	Havlat, Martin	RW	CHI
55	Jovanovski, Ed	D	PHX
34	Kiprusoff, Miikka	G	CGY
5	Lidstrom, Nicklas	D	DET
1	Luongo, Roberto	G	VAN
10	Marleau, Patrick	C	SJS
20	McDonald, Andy	C	ANA
61	Nash, Rick	LW	CBJ
94	Perreault, Yanic	C	PHX
3	Phaneuf, Dion	D	CGY
12	Rolston, Brian	LW	MIN
19	Sakic, Joe	C	COL
8	Selanne, Teemu	RW	ANA
93	Smyth, Ryan	LW	EDM
97	Thornton, Joe	C	SJS
44	Timonen, Kimmo	D	NSH
35	Turco, Marty	G	DAL
17	Visnovsky, Lubomir	D	LAK

Eastern Conference All-Stars

Coach: Lindy Ruff, BUF

No.	Player	P	Team
55	Blake, Jason	LW	NYI
3	Bouwmeester, Jay	D	FLA
48	Briere, Daniel	C	BUF
30	Brodeur, Martin	G	NJD
51	Campbell, Brian	D	BUF
33	Chara, Zdeno	D	BOS
87	Crosby, Sidney	C	PIT
12	Gagne, Simon	LW	PHI
16	Heatley, Dany	LW	OTT
18	Hossa, Marian	RW	ATL
39	Huet, Cristobal	G	MTL
15	Kaberle, Tomas	D	TOR
4	Lecavalier, Vincent	C	TBL
30	Miller, Ryan	G	BUF
8	Ovechkin, Alexander	LW	WSH
28	Rafalski, Brian	D	NJD
14	Shanahan, Brendan	LW	NYR
44	Souray, Sheldon	D	MTL
26	St. Louis, Martin	RW	TBL
21	Staal, Eric	C	CAR
11	Williams, Justin	RW	CAR

Summary

First Period

1. Eastern Briere (Heatley, Hossa) 3:38
2. Western Perreault (Rolston, Guerin) 5:08
3. Western Selanne (unassisted) 6:17
4. Eastern St. Louis (Lecavalier, Rafalski) 13:07
5. Eastern Staal (Williams, Blake) 13:43
6. Western Visnovsky (Sakic, Nash) 18:55
Penalties: None

Second Period

7. Western Marleau (Cheechoo, Lidstrom) 2:41
8. Eastern Williams (Blake) 5:19
9. Eastern Chara (Briere, Rafalski) 6:29
10. Western Rolston (unassisted) 8:30
11. Western Nash (Sakic, Phaneuf) 10:40
12. Western Havlat (Sakic, Nash) 11:34
13. Western Perreault (Guerin, Rolston) 12:47
14. Eastern Ovechkin (Briere, Souray) 13:32
15. Western Rolston (Jovanovski) 18:58
Penalties: None

Third Period

16. Eastern Heatley (Briere, Hossa) 2:01
17. Western Nash (Sakic, Havlat) 7:12 (GWG)
18. Eastern Chara (Hossa, Briere) 10:37
19. Western Havlat (Smyth, Jovanovski) 19:00
20. Eastern Souray (Hossa, Heatley) 19:25
21. Western Phaneuf (Visnovsky) 19:48
Penalties: None

Shots on Goal

West (39) 12 – 16 – 11
East (38) 12 – 11 – 15

Goaltenders

West Luongo (1st), Kiprusoff (2nd), Turco (3rd)
East Miller (1st), Brodeur (2nd), Huet (3rd)

MVP: Daniel Briere

Referees: Greg Kimmery, Mike Leggo
Linespersons: Lonnie Cameron, Jay Sharrers
Attendance: 18,532

54TH NHL ALL-STAR GAME

Eastern Conference 6, Western Conference 4
Xcel Energy Center, St. Paul, Minn.
Feb. 8, 2004

Eastern Conference All-Stars

Coach: Pat Quinn, TOR

No.	Player	P	Team
9	Alfredsson, Daniel	W	OTT
3	Aucoin, Adrian	D	NYI
45	Boynton, Nick	D	BOS
30	Brodeur, Martin	G	NJD
68	Jagr, Jaromir	W	NYR
17	Kovalchuk, Ilya	W	ATL
23	Kubina, Pavel	D	TBL
20	Lang, Robert	C	WSH
1	Luongo, Roberto	G	FLA
11	Messier, Mark	C	NYR
72	Murray, Glen	W	BOS
27	Niedermayer, Scott	D	NJD
25	Primeau, Keith	C	PHI
28	Rafalski, Brian	D	NJD
7	Roberts, Gary	W	TOR
97	Roenick, Jeremy	C	PHI
26	St. Louis, Martin	W	TBL
44	Souray, Sheldon	D	MTL
13	Sundin, Mats	C	TOR
60	Theodore, Jose	G	MTL
19	Thornton, Joe	C	BOS

Western Conference All-Stars

Coach: Dave Lewis, DET

No.	Player	P	Team
44	Bertuzzi, Todd	RW	VAN
4	Blake, Rob	D	COL
26	Datsyuk, Pavel	C	DET
20	Doan, Shane	W	PHX
13	Guerin, Bill	W	DAL
12	Iginla, Jarome	W	CGY
17	Kuba, Filip	D	MIN
5	Lidstrom, Nicklas	D	DET
21	Marleau, Patrick	C	SJS
9	Modano, Mike	C	DAL
61	Nash, Rick	W	CBJ
91	Naslund, Markus	W	VAN
14	Norstrom, Mattias	D	LAK
30	Roloson, Dwayne	G	MIN
24	Pronger, Chris	D	STL
19	Sakic, Joe	C	COL
45	Tanguay, Alex	W	COL
45	Timonen, Kimmo	D	NSH
7	Tkachuk, Keith	W	STL
29	Vokoun, Tomas	G	NSH
35	Turco, Marty	G	DAL

Summary

First Period

1. Eastern Aucoin (Jagr, Messier) 5:44
 2. Western Sakic (Naslund, Bertuzzi) 13:37
- Penalties: None

Second Period

3. Eastern Alfredsson (unassisted) 0:51
 4. Western Sakic (Naslund, Bertuzzi) 5:44
 5. Western Doan (Lidstrom, Tkachuk) 13:02
 6. Eastern Messier (Niedermayer, Lang) 13:48
 7. Eastern Roberts (Alfredsson, Sundin) 14:41
 8. Eastern Alfredsson (Sundin, Roberts) 18:04 (GWG)
- Penalties: None

Third Period

9. Eastern Kovalchuk (Souray) 4:03
 10. Western Sakic (Naslund) 7:22
- Penalties: None

Shots on Goal

East (29) 10 – 12 – 7
West (32) 11 – 12 – 9

Goaltenders

East Brodeur (1st), Theodore (2nd), Luongo (3rd)
West Turco (1st), Vokoun (2nd), Roloson (3rd)

MVP: Joe Sakic

Referees: Blaine Angus, Stephen Walkom
Linespersons: Scott Driscoll, Thor Nelson
Attendance: 19,434

53RD NHL ALL-STAR GAME

Western Conference 6, Eastern Conference 5 (SO)
Office Depot Center, Sunrise, Fla.
Feb. 2, 2003

Western Conference All-Stars

Coach: Marc Crawford, VAN

No.	Player	P	Team
44	Bertuzzi, Todd	RW	VAN
4	Blake, Rob	D	COL
3	Brewer, Eric	D	EDM
91	Fedorov, Sergei	C	DET
21	Forsberg, Peter	C	COL
11	Gaborik, Marian	RW	MIN
13	Guerin, Bill	RW	DAL
12	Iginla, Jarome	RW	CGY
55	Jovanovski, Ed	D	VAN
16	Kariya, Paul	LW	ANA
5	Lidstrom, Nicklas	D	DET
2	MacInnis, Al	D	STL
9	Modano, Mike	C	DAL
19	Naslund, Markus	LW	VAN
33	Roy, Patrick	G	COL
10	Schneider, Mathieu	D	LAK
8	Selanne, Teemu	RW	SJS
41	Thibault, Jocelyn	G	CHI
35	Turco, Marty	G	DAL
39	Weight, Doug	C	STL
14	Whitney, Ray	LW	CBJ

Eastern Conference All-Stars

Coach: Jacques Martin, OTT

No.	Player	P	Team
30	Brodeur, Martin	G	NJD
3	Chara, Zdeno	D	OTT
55	Gonchar, Sergei	D	WSH
22	Hamrik, Roman	D	NYI
15	Heatley, Dany	RW	ATL
18	Hossa, Marian	RW	OTT
68	Jagr, Jaromir	RW	WSH
12	Jokinen, Olli	C	FLA
35	Khabibulin, Nikolai	G	TBL
27	Kovalev, Alexei	RW	PIT
40	Lalime, Patrick	G	OTT
8	Lecavalier, Vincent	C	TBL
72	Murray, Glen	RW	BOS
44	Ozolinsh, Sandis	D	FLA
92	O'Neill, Jeff	RW	CAR
5	Poti, Tom	D	NYR
97	Roenick, Jeremy	C	PHI
26	St. Louis, Martin	RW	TBL
81	Satan, Miroslav	RW	BUF
4	Stevens, Scott	D	NJD
19	Thornton, Joe	C	BOS

Summary

First Period

1. Eastern Heatley (Hamrlik) 5:39
 2. Western Forsberg (Naslund, Lidstrom) 7:14
 3. Western Modano (Whitney, Schneider) 8:58
 4. Eastern Heatley (Jagr, Jokinen) 10:26
 5. Western Gaborik (Schneider, Fedorov) 15:55
- Penalties: None

Second Period

6. Eastern Heatley (Jokinen) 2:47
 7. Western Jovanovski (Iginla, Gaborik) 12:12
 8. Eastern Heatley (Jokinen, Jagr) 13:58
- Penalties: None

Third Period

9. Western MacInnis (Fedorov, Gaborik) 1:26
 10. Eastern Jokinen (Jagr, Heatley) 9:38
- Penalties: None

Overtime

Goals: None
Penalties: None

Shootout

West – Fedorov (missed), Naslund (scored), Guerin (scored), Kariya (scored)
East – Kovalev (missed), Heatley (scored), Satan (missed), Jokinen (missed)

Shots on Goal

West (42) 14 – 9 – 14 – 5
East (34) 11 – 12 – 8 – 3

Goaltenders

West Roy (1st), Thibault (2nd), Turco (3rd and OT)
East Khabibulin (1st), Brodeur (2nd), Lalime (3rd and OT)

MVP: Dany Heatley

Referees: Dennis LaRue, Dan O'Hallaran

Linespersons: Jean Morin, Tim Nowak

Attendance: 19,250

52ND NHL ALL-STAR GAME

World All-Stars 8, North America All-Stars 5
STAPLES Center, Los Angeles
Feb. 2, 2002

World All-Stars

Coach: Scotty Bowman, DET

No.	Player (Country)	P	Team
38	Demitra, Pavol (SLO)	LW	STL
27	Elias, Patrik (CZE)	LW	NJD
91	Fedorov, Sergei (RUS)	C	DET
55	Gonchar, Sergei (RUS)	D	WSH
39	Hasek, Dominik (CZE)	G	DET
68	Jagr, Jaromir (CZE)	LW	WSH
15	Kaberle, Tomas (CZE)	D	TOR
24	Kapanen, Sami (FIN)	LW	CAR
53	Khabibulin, Nikolai (RUS)	G	TBL
21	Knutsen, Espen (Nor)	C	CBJ
5	Lidstrom, Nicklas (SWE)	D	DET
4	Modry, Jaroslav (CZE)	D	LAK
19	Naslund, Markus (SWE)	RW	VAN
18	Ozolinsh, Sandis (LAT)	D	FLA
33	Palffy, Zigmund (SLO)	RW	LAK
35	Salo, Tommy (SWE)	G	EDM
8	Selanne, Teemu (FIN)	RW	SJS
13	Sundin, Mats (SWE)	C	TOR
79	Yashin, Alexei (RUS)	C	NYI
70	Zhamnov, Alexei (RUS)	D	CHI
44	Zhitnik, Alexei (RUS)	C	BUF

North America All-Stars

Coach: Pat Quinn, TOR

No.	Player (Country)	P	Team
4	Blake, Rob (CAN)	D	COL
1	Burke, Sean (CAN)	G	PHX
24	Chelios, Chris (USA)	D	DET
25	Damphousse, V. (CAN)	C	SJS
55	Daze, Eric (CAN)	LW	CHI
12	Iginla, Jarome (CAN)	RW	CGY
5	Jovanovski, Ed (CAN)	D	VAN
9	Kariya, Paul (CAN)	LW	ANA
2	Leetch, Brian (USA)	D	NYR
66	Lemieux, Mario (CAN)	C	PIT
11	Nolan, Owen (CAN)	RW	SJS
37	Parrish, Mark (USA)	RW	NYI
44	Pronger, Chris (CAN)	D	STL
6	Redden, Wade (CAN)	D	OTT
97	Roenick, Jeremy (USA)	C	PHI
33	Roy, Patrick (CAN)	G	COL
19	Sakic, Joe (CAN)	C	COL
14	Shanahan, Brenden (CAN)	LW	DET
60	Theodore, Jose (CAN)	G	MTL
91	Thornton, Joe (CAN)	C	BOS
16	York, Mike (USA)	LW	NYR

Summary

First Period

1. North America Damphousse (Blake) 0:35
 2. North America Jovanovski (Damphousse, Daze) 10:06
 3. World Selanne (Zhamnov) 13:10
 4. North America Daze (unassisted) 15:05
 5. World Selanne (Kapanen, Kaberle) 16:52
- Penalties: None

Second Period

6. North America Lemieux (Kariya) 2:02
 7. World Naslund (Knutsen) 5:26
 8. North America Daze (Pronger, Damphousse) 11:33
- Penalties: None

Third Period

9. World Knutsen (Sundin, Naslund) 7:52
 10. World Fedorov (Gonchar) 16:59
 11. World Naslund (Sundin) 18:17 (GWG)
 12. World Zhamnov (Yashin) 19:12 (EN)
 13. World Kapanen (Elias, Ozolinsh) 19:56 (EN)
- Penalties: None

Shots on Goal

World (39) 14 – 9 – 16
North America (50) 13 – 17 – 20

Goaltenders

World Hasek (1st), Salo (2nd), Khabibulin (3rd)
North America Roy (1st), Theodore (2nd), Burke (3rd)

MVP: Eric Daze

Referees: Dave Jackson, Don Van Massenhoven

Linespersons: Andy McElman, Mark Pare

Attendance: 18,118

51ST NHL ALL-STAR GAME

North America All-Stars 14, World All-Stars 12
Pepsi Center, Denver
Feb. 4, 2001

North America All-Stars

Coach: Joel Quenneville, STL

No.	Player (Country)	P	Team
41	Allison, Jason (CAN)	C	BOS
10	Amonte, Tony (USA)	RW	CHI
28	Audette, Donald (CAN)	RW	ATL
3	Blake, Rob (CAN)	D	LAK
77	Bourque, Ray (CAN)	D	COL
30	Brodeur, Martin (CAN)	G	NJD
1	Burke, Sean (CAN)	G	PHX
14	Fleury, Theoren (CAN)	RW	NYR
12	Gagne, Simon (CAN)	C	PHI
13	Guerin, Bill (USA)	RW	BOS
16	Hull, Brett (USA)	RW	DAL
55	Jovanovski, Ed (CAN)	D	VAN
9	Kariya, Paul (CAN)	LW	ANA
5	Leetch, Brian (USA)	D	NYR
66	Lemieux, Mario (CAN)	C	PIT
27	Niedermayer, Scott (CAN)	D	NJD
20	Robitaille, Luc (CAN)	LW	LAK
33	Roy, Patrick (CAN)	G	COL
19	Sakic, Joe (CAN)	C	COL
4	Stevens, Scott (CAN)	D	NJD
39	Weight, Doug (USA)	C	EDM

World All-Stars

Coach: Jacques Martin, OTT

No.	Player (Country)	P	Team
14	Bonk, Radek (CZE)	C	OTT
10	Bure, Pavel (RUS)	RW	FLA
32	Cechmanek, Roman (CZE)	G	PHI
91	Fedorov, Sergei (RUS)	C	DET
21	Forsberg, Peter (SWE)	C	COL
55	Gonchar, Sergei (RUS)	D	WSH
39	Hasek, Dominik (CZE)	G	BUF
23	Hejduk, Milan (CZE)	RW	COL
18	Hossa, Marian (SLO)	RW	OTT
72	Kovalev, Alexei (RUS)	RW	PIT
5	Lidstrom, Nicklas (SWE)	D	DET
34	Modin, Fredrik (SWE)	LW	TBL
35	Nabokov, Evgeni (Kaz)	G	SJS
19	Naslund, Markus (SWE)	LW	VAN
44	Niinimaa, Janne (FIN)	D	EDM
27	Numminen, Teppo (FIN)	D	PHX
8	Ozolinsh, Sandis (LAT)	D	CAR
33	Palffy, Zigmund (SLO)	RW	LAK
11	Ragnarsson, Marcus (SWE)	D	SJS
15	Samsonov, Sergei (RUS)	LW	BOS
13	Sundin, Mats (SWE)	C	TOR

Summary

First Period

1. North America Fleury (Kariya, Stevens) 0:49
 2. World Sundin (Modin, Lidstrom) 8:01
 3. North America Guerin (Weight) 11:22
 4. North America Robitaille (Allison, Blake) 12:00
 5. World Sundin (Modin, Numminen) 17:05
 6. World Forsberg (Samsonov) 17:26
- Penalties: None

Second Period

7. World Naslund (Gonchar, Hossa) 2:40
 8. North America Amonte (Weight) 3:25
 9. North America Lemieux (Stevens) 4:53
 10. North America Sakic (Kariya, Fleury) 6:59
 11. World Samsonov (Forsberg, Lidstrom) 8:08
 12. North America Amonte (Guerin, Leetch) 8:36
 13. North America Guerin (Amonte) 14:36
 14. World Palffy (Modin, Sundin) 17:01
 15. North America Robitaille (Audette) 18:13
 16. World Fedorov (Bure, Kovalev) 19:35
- Penalties: None

Third Period

17. World Hejduk (Ozolinsh, Forsberg) 1:05
 18. North America Weight (Amonte, Guerin) 2:56
 19. North America Gagne (Lemieux, Hull) 5:16
 20. World Bonk (Naslund, Hossa) 5:50
 21. World Fedorov (Bure, Numminen) 8:55
 22. North America Fleury (Kariya) 12:03
 23. World Kovalev (Sundin, Gonchar) 13:57
 24. North America Gagne (unassisted) 17:07 (GWG)
 25. North America Guerin (Jovanovski, Weight) 17:58
 26. World Lidstrom (Palffy, Modin) 19:59
- Penalties: None

Shots on Goal

North America (53) 17 – 20 – 16
World (45) 11 – 11 – 23

Goaltenders

North America Roy (1st), Burke (2nd), Brodeur (3rd)
World Hasek (1st), Cechmanek (2nd), Nabokov (3rd)

MVP: Bill Guerin

Referees: Mick McGeough, Richard Trottier

Linespersons: Randy Mitton, Mark Wheler

Attendance: 18,646

50TH NHL ALL-STAR GAME

World All-Stars 9, North America All-Stars 4
Air Canada Centre, Toronto
Feb. 6, 2000

World All-Stars

Coach: Scotty Bowman, DET

No.	Player (Country)	P	Team
14	Bonk, Radek (CZE)	C	OTT
10	Bure, Pavel (RUS)	RW	FLA
20	Bure, Valeri (RUS)	RW	CGY
2	Buzek, Petr (CZE)	D	ATL
28	Czerkawski, Mariusz (POL)	RW	NYI
38	Demitra, Pavol (SLO)	RW	STL
29	Elias, Patrik (CZE)	LW	NJD
22	Hejduk, Milan (CZE)	RW	COL
68	Jagr, Jaromir (CZE)	RW	PIT
24	Kapanen, Sami (FIN)	RW	CAR
37	Kolzig, Olaf (GER)	G	WSH
25	Kozlov, Viktor (RUS)	C	FLA
5	Lidstrom, Nicklas (SWE)	D	DET
27	Numminen, Teppo (FIN)	D	PHX
18	Ozolinsh, Sandis (LAT)	D	COL
26	Rucinsky, Martin (CZE)	LW	MTL
35	Salo, Tommy (SWE)	G	EDM
81	Satan, Miroslav (SLO)	LW	BUF
8	Selanne, Teemu (FIN)	RW	ANA
13	Sundin, Mats (SWE)	C	TOR
23	Svoboda, Petr (CZE)	D	TBL
1	Turek, Roman (CZE)	G	STL
36	Yushkevich, Dmitry (RUS)	D	TOR
56	Zubov, Sergei (RUS)	D	DAL

North America All-Stars

Coach: Pat Quinn, TOR

No.	Player (Country)	P	Team
10	Amonte, Tony (USA)	RW	CHI
4	Blake, Rob (CAN)	D	LAK
77	Bourque, Ray (CAN)	D	BOS
30	Brodeur, Martin (CAN)	G	NJD
24	Chelios, Chris (USA)	D	DET
37	Desjardins, Eric (CAN)	D	PHI
23	Gomez, Scott (USA)	C	NJD
6	Housley, Phil (USA)	D	CGY
31	Joseph, Curtis (CAN)	G	TOR
9	Kariya, Paul (CAN)	LW	ANA
16	LeClair, John (USA)	LW	PHI
88	Lindros, Eric (CAN)	C	PHI
2	MacInnis, Al (CAN)	D	STL
11	Messier, Mark (CAN)	C	VAN
27	Modano, Mike (USA)	C	DAL
13	Nolan, Owen (CAN)	RW	SJS
44	Pronger, Chris (CAN)	D	STL
8	Recchi, Mark (CAN)	RW	PHI
35	Richter, Mike (USA)	G	NYR
97	Roenick, Jeremy (USA)	C	PHX
91	Sakic, Joe (CAN)	C	COL
14	Shanahan, Brendan (CAN)	LW	DET
3	Stevens, Scott (CAN)	D	NJD
15	Whitney, Ray (CAN)	LW	FLA
19	Yzerman, Steve (CAN)	C	DET

Summary*First Period*

1. World Demitra (Yushkevich, Elias) 3:12
 2. World Jagr (Rucinsky) 10:50
 3. North America Sakic (Whitney, Recchi) 13:56
 4. World Yushkevich (Kozlov, P. Bure) 14:35
 5. North America Roenick (Modano) 19:30
- Penalties: None

Second Period

6. World P. Bure (V. Bure) 0:33
 7. World P. Bure (V. Bure, Kozlov) 8:38 (GWG)
 8. North America Amonte (Modano, Bourque) 12:14
 9. North America Whitney (Desjardins, Messier) 17:08
- Penalties: None

Third Period

10. World Demitra (Hejduk, Elias) 8:52
 11. World P. Bure (Lidstrom, Kozlov) 9:31
 12. World Satan (Czerkawski, Bonk) 10:51
 13. World Bonk (Jagr, Rucinsky) 19:28
- Penalties: Ozolinsh (World), hooking, 5:51

Shots on Goal

World (48) 20 – 13 – 15
 North America (32) 13 – 11 – 8

Goaltenders

World Turek (1st), Salo (2nd), Kolzig (3rd)
 North America Joseph (1st), Brodeur (2nd), Richter (3rd)

MVP: Pavel Bure

Referees: Kerry Fraser, Don Koharski

Linespersons: Gerard Gauthier, Ray Scapinello

Attendance: 19,300

49TH NHL ALL-STAR GAME

North America All-Stars 8, World All-Stars 6

Ice Palace, Tampa

Jan. 24, 1999

North America All-Stars

Coach: Ken Hitchcock, DAL

No.	Player (Country)	P	Team
12	Amonte, Tony (USA)	RW	CHI
20	Belfour, Ed (CAN)	G	DAL
3	Blake, Rob (CAN)	D	LAK
77	Bourque, Ray (CAN)	D	BOS
30	Brodeur, Martin (CAN)	G	NJD
17	Clark, Wendel (CAN)	LW	TBL
74	Fleury, Theoren (CAN)	RW	CGY
99	Gretzky, Wayne (CAN)	C	NYR
9	Kariya, Paul (CAN)	LW	ANA
10	LeClair, John (USA)	LW	PHI
88	Lindros, Eric (CAN)	C	PHI
2	MacInnis, Al (CAN)	D	STL
27	Modano, Mike (USA)	C	DAL
55	Murphy, Larry (CAN)	D	DET
22	Primeau, Keith (CAN)	C	CAR
44	Pronger, Chris (CAN)	D	STL
8	Recchi, Mark (CAN)	RW	MTL
21	Robitaille, Luc (CAN)	LW	LAK
97	Roenick, Jeremy (USA)	C	PHX
14	Shanahan, Brendan (CAN)	LW	DET
4	Stevens, Scott (CAN)	D	NJD
5	Sydor, Darryl (CAN)	D	DAL
7	Tkachuk, Keith (USA)	LW	PHX
31	Tugnutt, Ron (CAN)	G	OTT

World All-Stars

Coach: Lindy Ruff, BUF

No.	Player (Country)	P	Team
12	Bondra, Peter (SLO)	RW	WSH
38	Demitra, Pavol (SLO)	LW	STL
21	Forsberg, Peter (SWE)	C	COL
22	Hamrlík, Roman (CZE)	D	EDM
39	Hasek, Dominik (CZE)	G	BUF
16	Holík, Bobby (CZE)	C	NJD
1	Irbe, Arturs (LAT)	G	CAR
68	Jagr, Jaromir (CZE)	RW	PIT
35	Khabibulin, Nikolai (RUS)	G	PHX
80	Khristich, Dmitri (RUS)	LW	BOS
25	Krivokrasov, Sergei (RUS)	RW	NSH
5	Lidstrom, Nicklas (SWE)	D	DET
9	Naslund, Markus (SWE)	RW	VAN
14	Norstrom, Mattias (SWE)	D	LAK
27	Numminen, Teppo (FIN)	D	PHX
2	Ohlund, Mattias (SWE)	D	VAN
8	Selanne, Teemu (FIN)	RW	ANA
82	Straka, Martin (CZE)	C	PIT
20	Sturm, Marco (GER)	C	SJS
13	Sundin, Mats (SWE)	C	TOR
19	Yashin, Alexei (RUS)	C	OTT
44	Zhitnik, Alexei (RUS)	D	BUF
56	Zubov, Sergei (RUS)	D	DAL

Summary*First Period*

1. North America Modano (Robitaille, Pronger) 4:09
 2. World Sturm (Forsberg, Sundin) 9:42
 3. North America Robitaille (Roenick, Clark) 10:06
 4. North America Kariya (Amonte, Modano) 16:45
 5. North America Recchi (Gretzky, Fleury) 17:18
- Penalties: MacInnis (North America), tripping, 7:22

Second Period

6. North America Bourque (Modano) 0:17
7. North America Gretzky (Fleury, Pronger) 1:14
8. World Selanne (Yashin, Irbe) 2:02
9. World Demitra (Zhitnik, Sundin) 8:59
10. North America Blake (Gretzky, Recchi) 14:23 (GWG)
11. World Ohlund (Sundin, Naslund) 15:08
Penalties: None

Third Period

12. World Sundin (Ohlund, Jagr) 2:57
13. North America Sydor (Modano, Amonte) 4:02
14. World Zubov (Khristich, Holik) 4:20
Penalties: None

Shots on Goal

North America (49) 19 – 15 – 15
World (36) 9 – 15 – 12

Goaltenders

North America Brodeur (1st), Tugnut (2nd), Belfour (3rd)
World Hasek (1st), Irbe (2nd), Khabibulin (3rd)

MVP: Wayne Gretzky

Referee: Paul Devorski

Linespersons: Pierre Champoux, Brian Murphy

Attendance: 19,758

48TH NHL ALL-STAR GAME

North America All-Stars 8, World All-Stars 7
GM Place, Vancouver
Jan. 18, 1998

North America All-Stars

Coach: Jacques Lemaire, NJD

No.	Player (Country)	P	Team
12	Amonte, Tony (USA)	RW	CHI
20	Belfour, Ed (CAN)	G	DAL
77	Bourque, Ray (CAN)	D	BOS
30	Brodeur, Martin (CAN)	G	NJD
7	Chelios, Chris (USA)	D	CHI
27	Corson, Shayne (CAN)	LW	MTL
74	Fleury, Theoren (CAN)	RW	CGY
99	Gretzky, Wayne (CAN)	C	NYR
10	LeClair, John (USA)	LW	PHI
2	Leetch, Brian (USA)	D	NYR
88	Lindros, Eric (CAN)	C	PHI
22	MacInnis, Al (CAN)	D	STL
11	Messier, Mark (CAN)	C	VAN
9	Modano, Mike (USA)	C	DAL
28	Niedermayer, Scott (CAN)	D	NJD
8	Recchi, Mark (CAN)	RW	MTL
33	Roy, Patrick (CAN)	G	COL
19	Sakic, Joe (CAN)	C	COL
14	Shanahan, Brendan (CAN)	LW	DET
4	Stevens, Scott (CAN)	D	NJD
5	Sydor, Darryl (CAN)	D	DAL
17	Tkachuk, Keith (USA)	LW	PHX
39	Weight, Doug (USA)	C	EDM

World All-Stars

Coach: Ken Hitchcock, DAL

No.	Player (Country)	P	Team
11	Alfredsson, Daniel (SWE)	RW	OTT
12	Bondra, Peter (SLO)	RW	WSH
10	Bure, Pavel (RUS)	RW	VAN
2	Fetisov, Viacheslav (RUS)	D	DET
21	Forsberg, Peter (SWE)	C	COL
39	Hasek, Dominik (CZE)	G	BUF
16	Holik, Bobby (CZE)	C	NJD
68	Jagr, Jaromir (CZE)	RW	PIT
18	Kamensky, Valeri (RUS)	LW	COL
35	Khabibulin, Nikolai (RUS)	G	PHX
9	Koivu, Saku (FIN)	C	MTL
37	Kolzig, Olaf (GER)	G	WSH
29	Kravchuk, Igor (RUS)	D	OTT
17	Kurri, Jari (FIN)	RW	COL
7	Larionov, Igor (RUS)	C	DET
26	Lehtinen, Jere (FIN)	RW	DAL
5	Lidstrom, Nicklas (SWE)	D	DET
15	Mironov, Dmitri (RUS)	D	ANA
6	Ozolinsh, Sandis (LAT)	D	COL
24	Palfy, Zigmund (SLO)	RW	NYI
8	Selanne, Teemu (FIN)	RW	ANA
13	Sundin, Mats (SWE)	C	TOR
56	Zubov, Sergei (RUS)	D	DAL

Summary

First Period

1. World Selanne (Koivu) 0:53
2. World Jagr (Bondra, Mironov) 2:15
3. World Selanne (Lehtinen, Fetisov) 4:00
4. North America LeClair (Gretzky, Chelios) 4:13
5. North America Tkachuk (Fleury, Chelios) 10:50
6. North America Niedermayer (Sakic, Recchi) 18:25
Penalties: Fetisov (World), cross-checking, 10:04

Second Period

7. North America Fleury (Modano, Tkachuk) 1:53
8. World Selanne (Lehtinen, Koivu) 7:11
9. World Kurri (Koivu, Lehtinen) 12:36
10. North America Lindros (Chelios, Messier) 14:46
11. North America Amonte (Sakic, Bourque) 16:19
Penalties: Fleury (North America), tripping – obstruction, 18:48

Third Period

12. North America Tkachuk (Modano, Fleury) 1:36
13. North America Messier (Gretzky) 4:00 (GWG)
14. World Kravchuk (Sundin, Forsberg) 7:03
15. World Larionov (Bure) 9:41
Penalties: Weight (North America), tripping, 16:32

Shots on Goal

North America (43) 13 – 17 – 13
World (29) 7 – 11 – 11

Goaltenders

North America Roy (1st), Belfour (2nd), Brodeur (3rd)
World Hasek (1st), Kolzig (2nd), Khabibulin (3rd)

MVP: Teemu Selanne

Referee: Paul Stewart

Linespersons: Michael Cvik, Shane Heyer

Attendance: 18,422

47TH NHL ALL-STAR GAME

Eastern Conference 11, Western Conference 7
San Jose Arena, San Jose
Jan. 18, 1997

Eastern Conference

Coach: Doug MacLean, FLA

No.	Player	P	Team
9	Alfredsson, Daniel	RW	OTT
12	Bondra, Peter	RW	WSH
77	Bourque, Ray	D	BOS
30	Brodeur, Martin	G	NJD
22	Ciccarelli, Dino	RW	TBL
7	Coffey, Paul	D	PHI
99	Gretzky, Wayne	C	NYR
39	Hasek, Dominik	G	BUF
44	Hatcher, Kevin	D	PIT
15	Hawerchuk, Dale	C	PHI
32	Hunter, Dale	C	WSH
16	Lachance, Scott	D	NYI
10	LeClair, John	LW	PHI
2	Leetch, Brian	D	NYR
66	Lemieux, Mario	C	PIT
88	Lindros, Eric	C	PHI
11	Messier, Mark	C	NYR
21	Oates, Adam	C	BOS
8	Recchi, Mark	RW	MTL
18	Sanderson, Geoff	LW	HFD
4	Stevens, Scott	D	NJD
24	Svehla, Robert	D	FLA
34	Vanbiesbrouck, John	G	FLA

Western Conference

Coach: Ken Hitchcock, DAL

No.	Player	P	Team
10	Amonte, Tony	RW	CHI
70	Arnott, Jason	C	EDM
96	Bure, Pavel	RW	VAN
7	Chelios, Chris	D	CHI
22	Fetisov, Viacheslav	D	DET
14	Fleury, Theoren	RW	CGY
21	Granato, Tony	LW	SJS
3	Hatcher, Derian	D	DAL
31	Hebert, Guy	G	ANA
16	Hull, Brett	RW	STL
9	Kariya, Paul	LW	ANA
80	Khristich, Dmitri	LW	LAK
2	MacInnis, Al	D	STL
35	Moog, Andy	G	DAL
11	Nolan, Owen	RW	SJS
8	Ozolinsh, Sandis	D	COL
33	Roy, Patrick	G	COL
17	Selanne, Teemu	RW	ANA
18	Shanahan, Brendan	LW	DET
13	Sundin, Mats	C	TOR
77	Tkachuk, Keith	LW	PHX
20	Tverdovsky, Oleg	D	PHX
19	Yzerman, Steve	C	DET

Summary

First Period

1. Eastern LeClair (Bondra, Stevens) 8:52
 2. Eastern Lemieux (Gretzky) 9:49
 3. Eastern Recchi (Messier, Alfredsson) 15:32
 4. Eastern Hawerchuk (Lindros, Coffey) 16:19
 5. Western Bure (Sundin, Amonte) 17:36
 6. Western Kariya (Bure, Ozolinsh) 18:36
- Penalties: None

Second Period

7. Eastern Recchi (Svehla, Messier) 1:56
 8. Eastern Sanderson (Lindros) 3:21
 9. Western Bure (Selanne, Fetisov) 4:40
 10. Eastern Lemieux (Svehla, Ciccarelli) 6:09
 11. Eastern Messier (Hatcher, Alfredsson) 8:45
 12. Eastern Recchi (Oates, Lemieux) 10:57
 13. Western Shanahan (Hull, Ozolinsh) 16:38 (PP)
 14. Eastern Hawerchuk (LeClair, Stevens) 17:28
 15. Western Nolan (Fleury, Ozolinsh) 18:54
 16. Western Nolan (Amonte) 19:02
- Penalties: Coffey (Eastern), hooking, 15:37

Third Period

17. Eastern LeClair (Bondra, Oates) 8:50
 18. Western Nolan (unassisted) 17:57
- Penalties: Hatcher (Eastern), hooking, 14:56

Shots on Goal

Eastern (41) 15 – 15 – 11
Western (46) 12 – 13 – 21

Goaltenders

Eastern Vanbiesbrouck (1st), Brodeur (2nd), Hasek (3rd)
Western Roy (1st), Moog (2nd), Hebert (3rd)

MVP: Mark Recchi

Referee: Rob Shick

Linespersons: Ron Asselstine, Bob Hodges, Leon Stickle
Attendance: 17,442

46TH NHL ALL-STAR GAME

Eastern Conference 5, Western Conference 4
FleetCenter, Boston
Jan. 20, 1996

Eastern Conference

Coach: Doug MacLean, FLA

No.	Player	P	Team
15	Alfredsson, Daniel	RW	OTT
12	Bondra, Peter	RW	WSH
77	Bourque, Ray	D	BOS
30	Brodeur, Martin	G	NJD
37	Desjardins, Eric	D	PHI
10	Francis, Ron	C	PIT
44	Hamrik, Roman	D	TBL
39	Hasek, Dominik	G	BUF
68	Jagr, Jaromir	RW	PIT
20	LeClair, John	LW	PHI
2	Leetch, Brian	D	NYR
66	Lemieux, Mario	C	PIT
88	Lindros, Eric	C	PHI
14	MacTavish, Craig	C	PHI
27	Mellanby, Scott	RW	FLA
11	Messier, Mark	C	NYR
8	Neely, Cam	RW	BOS
72	Schneider, Mathieu	D	NYI
94	Shanahan, Brendan	LW	HFD
4	Stevens, Scott	D	NJD
7	Turgeon, Pierre	C	MTL
34	Vanbiesbrouck, John	G	FLA
16	Verbeek, Pat	RW	NYR

Western Conference

Coach: Scotty Bowman, DET

No.	Player	P	Team
30	Belfour, Ed	G	CHI
7	Chelios, Chris	D	CHI
77	Coffey, Paul	D	DET
91	Fedorov, Sergei	C	DET
14	Fleury, Theoren	RW	CGY
21	Forsberg, Peter	C	COL
22	Gartner, Mike	RW	TOR
99	Gretzky, Wayne	C	LAK
4	Hatcher, Kevin	D	DAL
16	Hull, Brett	RW	STL
9	Kariya, Paul	LW	ANA
5	Lidstrom, Nicklas	D	DET
2	MacInnis, Al	D	STL
89	Mogilny, Alexander	RW	VAN
55	Murphy, Larry	D	TOR
11	Nolan, Owen	RW	SJS
31	Osgood, Chris	G	DET
29	Potvin, Felix	G	TOR
19	Sakic, Joe	C	COL
18	Savard, Denis	C	CHI
8	Selanne, Teemu	RW	WPG
13	Sundin, Mats	C	TOR
39	Weight, Doug	C	EDM

Summary*First Period*

1. Eastern Lindros (Leetch, LeClair) 11:05
 2. Eastern Verbeek (Lemieux, Schneider) 13:49
- Penalties: Western, too many men, 4:35

Second Period

3. Eastern Jagr (Lemieux, Francis) 2:07
 4. Western Hull (Kariya, Coffey) 5:33
 5. Eastern Shanahan (Turgeon, Neely) 8:51
 6. Western Coffey (Fedorov, Mogilny) 11:42
 7. Western Kariya (Sundin) 17:47
- Penalties: Eastern, too many men, 15:14

Third Period

8. Western Selanne (unassisted) 16:31
 9. Eastern Bourque (Verbeek, Messier) 19:22 (GWG)
- Penalties: None

Shots on Goal

Eastern (41) 18 – 15 – 8
 Western (32) 12 – 7 – 13

Goaltenders

Eastern Brodeur (1st), Vanbiesbrouck (2nd), Hasek (3rd)
 Western Belfour (1st), Osgood (2nd), Potvin (3rd)

MVP: Ray Bourque

Referee: Mark Faucette

Linespersons: Ron Asselstine, Brad Lazarowich

Attendance: 17,565

45TH NHL ALL-STAR GAME

Eastern Conference 9, Western Conference 8

Madison Square Garden, New York

Jan. 22, 1994

Eastern Conference

Coach: Jacques Demers, MTL

No.	Player	P	Team
77	Bourque, Ray	D	BOS
19	Bradley, Brian	C	TBL
3	Galley, Garry	D	PHI
9	Graves, Adam	LW	NYR
34	Iafate, Al	D	WSH
22	Kudelski, Bob	RW	FLA
2	Leetch, Brian	D	NYR
88	Lindros, Eric	C	PHI
11	Messier, Mark	C	NYR
89	Mogilny, Alexander	RW	BUF
7	Mullen, Joe	RW	PIT
55	Murphy, Larry	D	PIT
12	Oates, Adam	C	BOS
8	Recchi, Mark	RW	PHI
35	Richter, Mike	G	NYR
33	Roy, Patrick	G	MTL
18	Sakic, Joe	C	QUE
10	Sanderson, Geoff	LW	HFD
4	Stevens, Scott	D	NJD
17	Turgeon, Pierre	C	NYI
34	Vanbiesbrouck, John	G	FLA
20	Yashin, Alexei	C	OTT

Western Conference

Coach: Barry Melrose, LAK

No.	Player	P	Team
14	Andreychuk, Dave	LW	TOR
4	Blake, Rob	D	LAK
10	Bure, Pavel	RW	VAN
7	Chelios, Chris	D	CHI
77	Coffey, Paul	D	DET
9	Corson, Shayne	LW	EDM
26	Courtnall, Russ	RW	DAL
91	Fedorov, Sergei	C	DET
93	Gilmour, Doug	C	TOR
99	Gretzky, Wayne	C	LAK
16	Hull, Brett	RW	STL
32	Irbe, Arturs	G	SJS
31	Joseph, Curtis	G	STL
5	Kasatonov, Alexei	D	ANA
2	MacInnis, Al	D	CGY
25	Nieuwendyk, Joe	C	CGY
6	Ozolinsh, Sandis	D	SJS
29	Potvin, Felix	G	TOR
27	Roenick, Jeremy	C	CHI
13	Selanne, Teemu	RW	WPG
19	Shanahan, Brendan	LW	STL
18	Taylor, Dave	RW	LAK

Summary*First Period*

1. Western Roenick (Nieuwendyk, Blake) 7:31
 2. Eastern Kudelski (Turgeon, Bourque) 9:46
 3. Western Fedorov (Bure, Ozolinsh) 10:20
 4. Eastern Lindros (unassisted) 11:00
 5. Western Shanahan (Gretzky, Hull) 13:21
 6. Eastern Yashin (Sakic, Turgeon) 14:29
 7. Western Andreychuk (MacInnis, Fedorov) 15:10
- Penalties: None

Second Period

8. Eastern Stevens (Oates, Sanderson) 10:37
 9. Western Coffey (Andreychuk, Gilmour) 12:36
 10. Western Ozolinsh (Taylor, Roenick) 14:39
 11. Eastern Messier (Mullen, Graves) 15:05
- Penalties: None

Third Period

- 12. Western Ozolinsh (Bure) 0:55
 - 13. Eastern Mullen (Graves, Messier) 1:28
 - 14. Western Shanahan (Gretzky, Chelios) 7:40
 - 15. Eastern Sakic (Turgeon, Stevens) 10:41
 - 16. Eastern Kudelski (Messier) 13:59
 - 17. Eastern Yashin (Sakic, Turgeon) 16:18 (GWG)
- Penalties: None

Shots on Goal

Eastern (56) 19 – 18 – 19
 Western (46) 17 – 21 – 8

Goaltenders

Eastern Roy (1st), Richter (2nd), Vanbiesbrouck (3rd)
 Western Potvin (1st), Irbe (2nd), Joseph (3rd)

MVP: Mike Richter

Referee: Bill McCreary

Linespersons: Gord Broseker, Pat Dapuzzo

Attendance: 18,200

44TH NHL ALL-STAR GAME

Wales Conference 16, Campbell Conference 6
 Montreal Forum, Montreal
 Feb. 6, 1993

Wales Conference

Coach: Scotty Bowman, PIT

No.	Player	P	Team
1	Billington, Craig	G	NJD
18	Bondra, Peter	RW	WSH
77	Bourque, Ray	D	BOS
28	Duchesne, Steve	D	QUE
11	Gartner, Mike	RW	NYR
34	Iafate, Al	D	WSH
68	Jagr, Jaromir	RW	PIT
16	LaFontaine, Pat	C	BUF
4	Lowe, Kevin	D	NYR
14	Marsh, Brad	D	OTT
89	Mogilny, Alexander	RW	BUF
9	Muller, Kirk	C	MTL
12	Oates, Adam	C	BOS
8	Recchi, Mark	RW	PHI
33	Roy, Patrick	G	MTL
19	Sakic, Joe	C	QUE
31	Sidorkiewicz, Peter	G	OTT
25	Stevens, Kevin	LW	PIT
5	Stevens, Scott	D	NJD
22	Tocchet, Rick	RW	PIT
7	Turgeon, Pierre	C	NYI
3	Zalapski, Zarley	D	HFD

Campbell Conference

Coach: Mike Keenan, CHI

No.	Player	P	Team
00	Belfour, Ed	G	CHI
14	Bradley, Brian	C	TBL
12	Bure, Pavel	RW	VAN
5	Butcher, Garth	D	STL
8	Carlyle, Randy	D	WPG
35	Casey, Jon	G	MNS
7	Chelios, Chris	D	CHI
3	Chiasson, Steve	D	DET
77	Coffey, Paul	D	DET
93	Gilmour, Doug	C	TOR
99	Gretzky, Wayne	C	LAK
6	Housley, Phil	D	WPG
16	Hull, Brett	RW	STL
11	Kisio, Kelly	C	SJS
17	Kurri, Jari	RW	LAK
24	Manson, Dave	D	EDM
9	Modano, Mike	RW	MNS
10	Roberts, Gary	LW	CGY
20	Robitaille, Luc	LW	LAK
27	Roenick, Jeremy	C	CHI
13	Selanne, Teemu	RW	WPG
30	Vernon, Mike	G	CGY
19	Yzerman, Steve	C	DET

Summary

First Period

- 1. Wales Gartner (Lowe, Oates) 3:15
 - 2. Wales Gartner (Oates) 3:37
 - 3. Wales Bondra (Oates, Gartner) 4:24
 - 4. Wales Mogilny (Bourque) 11:40 (PP)
 - 5. Wales Turgeon (Recchi) 13:05
 - 6. Wales Gartner (Oates, Bondra) 13:22
- Penalties: Manson (Campbell), tripping, 11:12

Second Period

- 7. Wales Tocchet (K. Stevens, Recchi) 0:19 (GWG)
 - 8. Wales Gartner (Turgeon) 3:33
 - 9. Wales Tocchet (S. Stevens) 4:57
 - 10. Campbell Roenick (Selanne) 5:52
 - 11. Wales Recchi (Marsh) 9:25
 - 12. Campbell Kisio (Roenick, Modano) 10:15
 - 13. Wales K. Stevens (Recchi) 14:50
 - 14. Wales Turgeon (Sakic, Jagr) 17:56
- Penalties: None

Third Period

- 15. Wales LaFontaine (Muller, Mogilny) 8:07
 - 16. Wales Jagr (Sakic, Turgeon) 9:08
 - 17. Wales Marsh (K. Stevens, Recchi) 12:52
 - 18. Campbell Gilmour (Coffey) 13:51
 - 19. Wales Turgeon (Sakic, S. Stevens) 15:51
 - 20. Campbell Selanne (Manson, Kurri) 17:03
 - 21. Campbell Bure (Kisio) 18:44
 - 22. Campbell Bure (unassisted) 19:31
- Penalties: None

Shots on Goal

Wales (49) 22 – 15 – 12
 Campbell (41) 11 – 16 – 14

Goaltenders

Wales Roy (1st), Sidorkiewicz (2nd), Billington (3rd)
 Campbell Belfour (1st), Vernon (2nd), Casey (3rd)

MVP: Mike Gartner

Referee: Dan Marouelli

Linespersons: Ryan Bozak, Kevin Collins

Attendance: 17,137

43RD NHL ALL-STAR GAME

Campbell Conference 10, Wales Conference 6
Philadelphia Spectrum, Philadelphia
Jan. 18, 1992

Campbell Conference

Coach: Bob Gainey, MNS

No.	Player	P	Team
30	Belfour, Ed	G	CHI
23	Bellows, Brian	LW	MNS
7	Chelios, Chris	D	CHI
32	Cheveldae, Tim	G	DET
21	Damphousse, Vincent	LW	EDM
4	Ellett, Dave	D	TOR
91	Fedorov, Sergei	C	DET
14	Fleury, Theoren	RW	CGY
99	Gretzky, Wayne	C	LAK
6	Housley, Phil	D	WPG
16	Hull, Brett	RW	STL
17	Linden, Trevor	RW	VAN
2	MacInnis, Al	D	CGY
1	McLean, Kirk	G	VAN
12	Oates, Adam	C	STL
10	Roberts, Gary	LW	CGY
19	Robinson, Larry	D	LAK
20	Robitaille, Luc	LW	LAK
27	Roenick, Jeremy	C	CHI
25	Tinordi, Mark	D	MNS
24	Wilson, Doug	D	SJS
18	Yzerman, Steve	C	DET

Wales Conference

Coach: Scotty Bowman, PIT

No.	Player	P	Team
1	Beaupre, Don	G	WSH
77	Bourque, Ray	D	BOS
17	Brind'Amour, Rod	RW	PHI
18	Burridge, Randy	LW	WSH
7	Coffey, Paul	D	PIT
15	Cullen, John	C	HFD
28	Desjardins, Eric	D	MTL
20	Ferraro, Ray	LW	NYI
5	Hatcher, Kevin	D	WSH
68	Jagr, Jaromir	RW	PIT
2	Leetch, Brian	D	NYR
66	Lemieux, Mario	C	PIT
11	Messier, Mark	C	NYR
89	Mogilny, Alexander	RW	BUF
9	Muller, Kirk	LW	MTL
12	Nolan, Owen	RW	QUE
35	Richter, Mike	G	NYR
33	Roy, Patrick	G	MTL
16	Sakic, Joe	C	QUE
25	Stevens, Kevin	LW	PIT
4	Stevens, Scott	D	NJD
19	Trottier, Bryan	C	PIT

Summary

First Period

1. Campbell Linden (Roenick, Tinordi) 7:53
2. Wales K. Stevens (Jagr, Lemieux) 11:20
3. Campbell Gretzky (Hull, Robitaille) 14:56
Penalties: None

Second Period

4. Campbell Hull (Gretzky, Robitaille) 0:42
5. Wales S. Stevens (Mogilny, Messier) 5:37
6. Campbell Bellows (Fedorov, MacInnis) 7:40
7. Campbell Roenick (Ellett) 8:13
8. Campbell Fleury (Robinson) 11:06
9. Campbell Hull (Gretzky, Robitaille) 11:59 (GWG)
10. Campbell Fleury (Damphousse, Oates) 17:33
11. Wales Nolan (Sakic, Bourque) 19:29
Penalties: None

Third Period

12. Wales Trottier (Hatcher) 4:03
13. Campbell Bellows (Fedorov) 4:50
14. Wales Mogilny (Desjardins) 5:28
15. Campbell Roberts (Linden) 18:42
16. Wales Burridge (Sakic, Nolan) 19:12
Penalties: None

Shots on Goal

Campbell (42) 15 – 12 – 15
Wales (41) 14 – 9 – 18

Goaltenders

Campbell Belfour (1st), Cheveldae (2nd), McLean (3rd)
Wales Roy (1st), Beaupre (2nd), Richter (3rd)

MVP: Brett Hull

Referee: Don Koharski

Linespersons: Mark Pare, Mark Vines

Attendance: 17,380

42ND NHL ALL-STAR GAME

Campbell Conference 11, Wales Conference 5
Chicago Stadium, Chicago
Jan. 19, 1991

Campbell Conference

Coach: John Muckler, EDM

No.	Player	P	Team
7	Chelios, Chris	D	CHI
10	Damphousse, Vincent	LW	TOR
14	Fleury, Theoren	RW	CGY
15	Gagner, Dave	C	MNS
99	Gretzky, Wayne	C	LAK
6	Housley, Phil	D	WPG
28	Larmer, Steve	RW	CHI
17	Linden, Trevor	RW	VAN
2	MacInnis, Al	D	CGY
11	Messier, Mark	C	EDM
12	Oates, Adam	C	STL
1	Ranford, Bill	G	EDM
21	Robitaille, Luc	LW	LAK
27	Roenick, Jeremy	C	CHI
8	Sandstrom, Tomas	RW	LAK
18	Smith, Bobby	C	MNS
5	Smith, Steve	D	EDM
3	Stevens, Scott	D	STL
20	Suter, Gary	D	CGY
30	Vernon, Mike	G	CGY
19	Yzerman, Steve	C	DET

Wales Conference

Coach: Mike Milbury, BOS

No.	Player	P	Team
77	Bourque, Ray	D	BOS
27	Christian, Dave	RW	BOS
7	Coffey, Paul	D	PIT
11	Cullen, John	C	PIT
28	Galley, Garry	D	BOS
4	Hatcher, Kevin	D	WSH
5	Krupp, Uwe	D	BUF
10	Lafleur, Guy	RW	QUE
2	Leetch, Brian	D	NYR
17	LaFontaine, Pat	C	NYI
15	MacLean, John	RW	NJD
35	Moog, Andy	G	BOS
8	Neely, Cam	RW	BOS
12	Recchi, Mark	RW	PIT
33	Roy, Patrick	G	MTL
19	Sakic, Joe	C	QUE
18	Savard, Denis	C	MTL
25	Stevens, Kevin	LW	PIT
22	Tocchet, Rick	RW	PHI
9	Turcotte, Darren	C	NYR
16	Verbeek, Pat	LW	HFD

Summary*First Period*

1. Campbell Gagner (Larmer, Roenick) 6:17
 2. Wales LaFontaine (Turcotte) 9:14
 3. Campbell Damphousse (Oates, S.Smith) 11:36
- Penalties: None

Second Period

4. Wales LaFontaine (Hatcher) 1:33
 5. Campbell Suter (unassisted) 5:23
 6. Campbell Gretzky (Sandstrom) 9:10
 7. Campbell Oates (Yzerman) 9:48
 8. Campbell Fleury (Messier, Chelios) 14:40 (GWG)
 9. Wales Tocchet (Verbeek, Sakic) 15:36
 10. Campbell Roenick (S.Smith, Oates) 17:07
- Penalties: None

Third Period

11. Wales MacLean (Cullen, Bourque) 2:29 (PP)
 12. Campbell Chelios (Larmer, Roenick) 5:23
 13. Campbell Damphousse (Oates, Housley) 8:54
 14. Campbell Damphousse (Housley, Oates) 11:40
 15. Wales Stevens (Tocchet) 13:56 (PP)
 16. Campbell Damphousse (unassisted) 17:16
- Penalties: Housley (Campbell), holding, 0:57; Housley (Campbell), tripping, 12:26

Shots on Goal

Campbell (41) 15 – 15 – 11
 Wales (41) 10 – 9 – 22

Goaltenders

Campbell Vernon (29:48), Ranford (30:12)
 Wales Roy (29:48), Moog (30:12)

MVP: Vincent Damphousse

Referee: Terry Gregson

Linespersons: Jerry Pateman, Dan Schachte

Attendance: 18,472

41ST NHL ALL-STAR GAME

Wales Conference 12, Campbell Conference 7
 Pittsburgh Civic Arena, Pittsburgh
 Jan. 21, 1990

Wales Conference

Coach: Pat Burns, MTL

No.	Player	P	Team
25	Andreychuk, Dave	LW	BUF
77	Bourque, Ray	D	BOS
24	Chelios, Chris	D	MTL
7	Coffey, Paul	D	PIT
27	Corson, Shayne	C	MTL
10	Francis, Ron	C	HFD
4	Hatcher, Kevin	D	WSH
6	Housley, Phil	D	BUF
2	Leetch, Brian	D	NYR
16	LaFontaine, Pat	C	NYI
66	Lemieux, Mario	C	PIT
9	Muller, Kirk	C	NJD
8	Neely, Cam	RW	BOS
26	Propp, Brian	RW	PHI
31	Puppa, Daren	G	BUF
44	Richer, Stephane	RW	MTL
33	Roy, Patrick	G	MTL
19	Sakic, Joe	C	QUE
22	Tocchet, Rick	RW	PHI
17	Turgeon, Pierre	C	BUF

Campbell Conference

Coach: Terry Crisp, CGY

No.	Player	P	Team
14	Cavallini, Paul	D	STL
28	Duchesne, Steve	D	LAK
12	Gartner, Mike	RW	MNS
99	Gretzky, Wayne	C	LAK
16	Hull, Brett	RW	STL
33	Iafate, Al	D	TOR
17	Kurri, Jari	RW	EDM
27	Larmer, Steve	RW	CHI
4	Lowe, Kevin	D	EDM
2	MacInnis, Al	D	CGY
1	McLean, Kirk	G	VAN
11	Messier, Mark	C	EDM
7	Mullen, Joe	RW	CGY
9	Nicholls, Bernie	C	LAK
26	Nieuwendyk, Joe	C	CGY
20	Robitaille, Luc	LW	LAK
25	Smail, Doug	LW	WPG
30	Vernon, Mike	G	CGY
24	Wilson, Doug	D	CHI
19	Yzerman, Steve	C	DET

Summary*First Period*

1. Wales Lemieux (Propp, Neely) 0:21
 2. Wales Andreychuk (unassisted) 5:13
 3. Wales Turgeon (Francis) 9:22
 4. Campbell Messier (Hull, Smail) 11:01
 5. Wales Lemieux (Housley) 13:00
 6. Campbell Yzerman (unassisted) 14:31
 7. Wales Tocchet (Bourque, Muller) 16:55
 8. Wales Lemieux (Coffey) 17:37
 9. Wales Turgeon (Francis, Andreychuk) 18:52
- Penalties: None

Second Period

10. Wales Muller (Coffey, Sakic) 8:47 (SH, GWG)
 11. Campbell MacInnis (Lowe) 9:03 (PP)
 12. Campbell Mullen (Nicholls) 13:00
 13. Wales Corson (LaFontaine) 16:43
- Penalties: Roy (Wales), delay of game, 7:05; Iafate (Campbell), hooking, 17:28

Third Period

14. Wales Lemieux (Neely) 1:07
15. Wales Neely (Sakic, Hatcher) 11:20
16. Campbell Robitaille (Yzerman, Hull) 15:09
17. Campbell Robitaille (Hull, Yzerman) 16:11
18. Wales Muller (Tocchet) 17:50
19. Campbell Smail (Mullen, Nieuwendyk) 19:35
Penalties: Neely (Wales), tripping, 6:17; Smail (Campbell), high-sticking, 7:33

Shots on Goal

Wales (45) 16 – 15 – 14
Campbell (42) 9 – 11 – 22

Goaltenders

Wales Roy (29:14), Puppa (30:46)
Campbell Vernon (29:14), McLean (30:46)

MVP: Mario Lemieux

Referee: Kerry Fraser

Linespersons: Bob Hodges, Dan McCourt

Attendance: 17,503

40TH NHL ALL-STAR GAME

Campbell Conference 9, Wales Conference 5
Northlands Coliseum, Edmonton
Feb. 7, 1989

Campbell Conference

Coach: Glen Sather, EDM

No.	Player	P	Team
12	Carson, Jimmy	C	EDM
20	Ciccarelli, Dino	RW	MNS
28	Duchesne, Steve	D	LAK
2	Ellett, Dave	D	WPG
31	Fuhr, Grant	G	EDM
99	Gretzky, Wayne	C	LAK
16	Hull, Brett	RW	STL
17	Kurri, Jari	RW	EDM
10	Leeman, Gary	RW	TOR
4	Lowe, Kevin	D	EDM
3	Manson, Dave	D	CHI
11	Messier, Mark	C	EDM
7	Mullen, Joe	RW	CGY
9	Nicholls, Bernie	C	LAK
25	Nieuwendyk, Joe	C	CGY
23	Reinhart, Paul	D	VAN
22	Robitaille, Luc	LW	LAK
21	Suter, Gary	D	CGY
30	Vernon, Mike	G	CGY
19	Yzerman, Steve	C	DET

Wales Conference

Coach: Terry O'Reilly, BOS

No.	Player	P	Team
77	Bourque, Ray	D	BOS
44	Brown, Rob	C	PIT
30	Burke, Sean	G	NJD
7	Coffey, Paul	D	PIT
11	Dineen, Kevin	RW	HFD
6	Housley, Phil	D	BUF
16	LaFontaine, Pat	C	NYI
1	Lemelin, Rejean	G	BOS
66	Lemieux, Mario	C	PIT
14	MacLean, John	RW	NJD
35	McPhee, Mike	LW	MTL
18	Mullen, Brian	LW	NYR
8	Neely, Cam	RW	BOS
75	Poddubny, Walt	C	QUE
17	Ridley, Mike	C	WSH
19	Robinson, Larry	D	MTL
15	Smith, Bobby	C	MTL
3	Stevens, Scott	D	WSH
22	Tocchet, Rick	RW	PHI
25	Wesley, Glen	D	BOS

Summary

First Period

1. Campbell Kurri (Gretzky, Robitaille) 1:07
2. Campbell Gretzky (Duchesne) 4:33
3. Wales Neely (Lemieux, Stevens) 9:47 (PP)
4. Wales Poddubny (Ridley, Robinson) 10:38
Penalties: Messier (Campbell), holding, 9:35

Second Period

5. Wales Wesley (LaFontaine, B. Mullen) 3:16
6. Campbell J. Mullen (Messier, Nieuwendyk) 7:57
7. Campbell Yzerman (Duchesne, Ciccarelli) 17:21
8. Campbell Leeman (Carson) 17:35
Penalties: Bourque (Wales), tripping, 13:44

Third Period

9. Wales Poddubny (Tocchet, Robinson) 4:40
10. Campbell J. Mullen (Manson) 6:53 (GWG)
11. Wales Ridley (Bourque, Tocchet) 9:35
12. Campbell Robitaille (Kurri, Gretzky) 12:18
13. Campbell Carson (Leeman, Hull) 14:35
14. Campbell Messier (Nieuwendyk, J. Mullen) 17:14
Penalties: None

Shots on Goal

Campbell (37) 13 – 10 – 14
Wales (38) 14 – 9 – 15

Goaltenders

Campbell Fuhr (29:58), Vernon (30:02)
Wales Burke (29:58), Lemelin (30:02)

MVP: Wayne Gretzky

Referee: Ron Hoggarth

Linespersons: Ron Asselstine, Wayne Bonney

Attendance: 17,503

39TH NHL ALL-STAR GAME

Wales Conference 6, Campbell Conference 5 (OT)
St. Louis Arena, St. Louis
Feb. 9, 1988

Wales Conference

Coach: Mike Keenan, PHI

No.	Player	P	Team
77	Bourque, Ray	D	BOS
7	Coffey, Paul	D	PIT
11	Dineen, Kevin	RW	HFD
12	Gartner, Mike	RW	WSH
16	Goulet, Michel	LW	QUE
27	Hextall, Ron	G	PHI
2	Howe, Mark	D	PHI
15	LaFontaine, Pat	C	NYI
66	Lemieux, Mario	C	PIT
9	Muller, Kirk	C	NJD
25	Naslund, Mats	LW	MTL
8	Neely, Cam	RW	BOS
5	Potvin, Denis	D	NYI
20	Poulin, Dave	C	PHI
19	Robinson, Larry	D	MTL
33	Roy, Patrick	G	MTL
21	Ruuttu, Christian	C	BUF
29	Samuelsson, Kjell	D	PHI
28	Sandstrom, Tomas	RW	NYR
26	Stastny, Peter	C	QUE

Campbell Conference

Coach: Glen Sather, EDM

No.	Player	P	Team
8	Adams, Greg	C	VAN
9	Anderson, Glenn	LW	EDM
23	Bellows, Brian	RW	MNS
31	Fuhr, Grant	G	EDM
99	Gretzky, Wayne	C	EDM
10	Hawerchuk, Dale	C	WPG
33	Iafate, Al	D	TOR
17	Kurri, Jari	RW	EDM
4	Lowe, Kevin	D	EDM
2	MacInnis, Al	D	CGY
3	McCrimmon, Brad	D	CGY
11	Messier, Mark	LW	EDM
25	Nieuwendyk, Joe	C	CGY
24	Probert, Bob	LW	DET
5	Ramage, Rob	D	STL
20	Robitaille, Luc	LW	LAK
18	Savard, Denis	C	CHI
21	Suter, Gary	D	CGY
30	Vernon, Mike	G	CGY
19	Yzerman, Steve	C	DET

Summary

First Period

1. Campbell Hawerchuk (Bellows, Nieuwendyk) 3:25
 2. Wales Sandstrom (Lemieux, Naslund) 14:45
 3. Campbell Gretzky (Probert) 18:46
- Penalties: Potvin (Wales), holding, 10:11

Second Period

4. Wales Gartner (Lemieux) 4:28
 5. Wales Stastny (Lemieux, Naslund) 10:08 (PP)
 6. Wales Lemieux (Naslund) 11:34
 7. Campbell Robitaille (Savard, Lowe) 15:09
- Penalties: LaFontaine (Wales), tripping, 7:27; McCrimmon (Campbell), tripping, 8:47

Third Period

8. Campbell Savard (Robitaille, Anderson) 5:19
 9. Wales Lemieux (Naslund, Dineen) 8:07
 10. Campbell Robitaille (Anderson, Savard) 16:28
- Penalties: Bellows (Campbell), hooking, 2:53

Overtime

11. Wales Lemieux (Naslund, Dineen) 1:08 (GWG)
Penalties: None

Shots on Goal

Wales (35) 9 – 13 – 12 – 1
Campbell (30) 14 – 6 – 10 – 0

Goaltenders

Wales Hextall (30:08), Roy (31:00)
Campbell Fuhr (30:08), Vernon (31:00)

MVP: Mario Lemieux

Referee: Denis Morel

Linespersons: Kevin Collins, Randy Mitton

Attendance: 17,878

38TH NHL ALL-STAR GAME

Wales Conference 4, Campbell Conference 3 (OT)
Hartford Civic Center, Hartford
Feb. 4, 1986

Wales Conference

Coach: Mike Keenan, PHI

No.	Player	P	Team
22	Bossy, Mike	RW	NYI
7	Bourque, Ray	D	BOS
35	Froese, Bob	G	PHI
11	Gartner, Mike	RW	WSH
33	Gosselin, Mario	G	QUE
16	Goulet, Michel	LW	QUE
2	Howe, Mark	D	PHI
12	Kerr, Tim	C	PHI
5	Langway, Rod	D	WSH
66	Lemieux, Mario	C	PIT
9	Muller, Kirk	C	NJD
27	Naslund, Mats	LW	MTL
20	Poulin, Dave	C	PHI
26	Propp, Brian	LW	MTL
6	Ramsey, Mike	D	BUF
19	Robinson, Larry	D	MTL
29	Ruotsalainen, Reijo	D	NYR
25	Stastny, Peter	C	QUE
18	Trottier, Bryan	C	NYI
15	Turgeon, Sylvain	LW	HFD

Campbell Conference

Coach: Glen Sather, EDM

No.	Player	P	Team
9	Anderson, Glenn	LW	EDM
12	Brotten, Neal	C	MNS
15	Clark, Wendel	LW	TOR
7	Coffey, Paul	D	EDM
2	Fogolin, Lee	D	EDM
31	Fuhr, Grant	G	EDM
99	Gretzky, Wayne	C	EDM
10	Hawerchuk, Dale	C	WPG
20	Hunter, Mark	RW	STL
17	Kurri, Jari	RW	EDM
4	Lowe, Kevin	D	EDM
11	Messier, Mark	LW	EDM
35	Moog, Andy	G	EDM
25	Ogrodnick, John	LW	DET
5	Ramage, Rob	D	STL
19	Savard, Denis	C	CHI
21	Suter, Gary	D	CGY
14	Tanti, Tony	RW	VAN
18	Taylor, Dave	RW	LAK
24	Wilson, Doug	D	CHI

Summary

First Period

Goals: None

Penalties: Suter (Campbell), holding, 8:51; Gartner (Wales), tripping, 12:55

Second Period

1. Campbell Tanti (unassisted) 7:56

2. Wales Propp (Naslund, Bourque) 17:56

Penalties: None

Third Period

3. Wales Stastny (Robinson, Turgeon) 4:45

4. Campbell Gretzky (Coffey, Savard) 17:09

5. Wales Propp (Robinson) 17:38 (PP)

6. Campbell Hawerchuk (Savard, Coffey) 19:17 (PP)

Penalties: Lowe (Campbell), high-sticking, 6:14; Turgeon (Wales), hooking, 15:22; Messier (Campbell), holding, 16:31; Gartner (Wales), hooking, 18:45

Overtime

7. Wales Trottier (Bossy) 3:05 (GWG)

Penalties: None

Shots on Goal

Wales (35) 8 – 15 – 9 – 3

Campbell (29) 6 – 11 – 10 – 2

Goaltenders

Wales Gosselin (31:03), Froese (32:02)

Campbell Fuhr (31:03), Moog (31:46)

MVP: Grant Fuhr

Referee: Ron Wicks

Linespersons: Gord Broseker, John D'Amico

Attendance: 15,126

37TH NHL ALL-STAR GAME

Wales Conference 6, Campbell Conference 4

Olympic Saddledome, Calgary

Feb. 12, 1985

Wales Conference

Coach: Al Arbour, NYI

No.	Player	P	Team
30	Barrasso, Tom	G	BUF
22	Bossy, Mike	RW	NYI
7	Bourque, Ray	D	BOS
10	Carpenter, Bob	C	WSH
24	Chelios, Chris	D	MTL
9	Francis, Ron	C	HFD
11	Gartner, Mike	RW	WSH
16	Goulet, Michel	LW	QUE
15	Hedberg, Anders	RW	NYR
12	Kerr, Tim	C	PHI
5	Langway, Rod	D	WSH
66	Lemieux, Mario	C	PIT
31	Lindbergh, Pelle	G	PHI
17	Muller, Kirk	C	NJD
6	Ramsey, Mike	D	BUF
2	Russell, Phil	D	NJD
3	Stevens, Scott	D	WSH
21	Sutter, Brent	C	NYI
27	Tonelli, John	LW	NYI
19	Trottier, Bryan	C	NYI

Campbell Conference

Coach: Glen Sather, EDM

No.	Player	P	Team
9	Anderson, Glenn	RW	EDM
8	Carlyle, Randy	D	WPG
7	Coffey, Paul	D	EDM
16	Dionne, Marcel	C	LAK
14	Frycer, Miroslav	RW	TOR
31	Fuhr, Grant	G	EDM
20	Gradin, Thomas	C	VAN
99	Gretzky, Wayne	C	EDM
10	Hawerchuk, Dale	C	WPG
26	Krushelnyski, Mike	C	EDM
17	Kurri, Jari	RW	EDM
4	Lowe, Kevin	D	EDM
2	MacInnis, Al	D	CGY
15	MacLean, Paul	RW	WPG
35	Moog, Andy	G	EDM
25	Ogrodnick, John	LW	DET
44	Payne, Steve	LW	MNS
23	Reinhart, Paul	D	CGY
11	Sutter, Brian	LW	STL
24	Wilson, Doug	D	CHI

Summary

First Period

1. Wales Francis (Kerr) 1:40

2. Wales Kerr (Goulet, Bourque) 5:31

3. Campbell Dionne (Ogrodnick, MacInnis) 6:33 (PP)

4. Campbell Frycer (Krushelnyski, Carlyle) 16:55

Penalties: Muller (Wales), tripping, 6:20

Second Period

5. Wales Hedberg (Lemieux, Langway) 13:46

6. Wales Lemieux (Muller, Bourque) 17:47

Penalties: None

Third Period

7. Campbell Gretzky (Krushelnyski) 10:09

8. Wales Lemieux (Bourque) 11:09 (GWG)

9. Campbell Carlyle (Krushelnyski) 17:09

10. Wales Gartner (Bourque) 19:51 (EN)

Penalties: Russell (Wales), hooking, 1:52; Dionne (Campbell), holding, 6:46

Shots on Goal

Wales (36) 14 – 10 – 12

Campbell (26) 7 – 10 – 9

Goaltenders

Wales Barrasso (30:49), Lindbergh (29:11)

Campbell Moog (30:49), Fuhr (28:35)

MVP: Mario Lemieux

Referee: Andy Van Hellemond

Linespersons: Gerard Gautier, Bob Hodges

Attendance: 16,683

36TH NHL ALL-STAR GAME

Wales Conference 7, Campbell Conference 6
Meadowlands Arena, East Rutherford, N.J.
Jan. 31, 1984

Wales Conference

Coach: Al Arbour, NYI

No.	Player	P	Team
7	Bourque, Ray	D	BOS
23	Bullard, Mike	C	PIT
2	Cirella, Joe	D	NJD
15	Goulet, Michel	LW	QUE
6	Housley, Phil	D	BUF
14	Johnson, Mark	LW	HFD
17	Kerr, Tim	C	PHI
4	Langway, Rod	D	WSH
28	Larouche, Pierre	C	NYR
12	Maloney, Don	LW	NYR
16	Middleton, Rick	RW	BOS
25	Naslund, Mats	LW	MTL
20	O'Connell, Mike	D	BOS
10	Pederson, Barry	C	BOS
1	Peeters, Pete	G	BOS
11	Perreault, Gilbert	C	BUF
5	Potvin, Denis	D	NYI
26	Propp, Brian	LW	PHI
30	Resch, Glenn	G	NJD
27	Stastny, Peter	C	QUE

Campbell Conference

Coach: Glen Sather, EDM

No.	Player	P	Team
8	Anderson, Glenn	RW	EDM
44	Babych, Dave	D	WPG
30	Bannerman, Murray	G	CHI
23	Bellows, Brian	RW	MNS
7	Coffey, Paul	D	EDM
31	Fuhr, Grant	G	EDM
99	Gretzky, Wayne	C	EDM
4	Lowe, Kevin	D	EDM
6	Maxwell, Brad	D	MNS
9	McDonald, Lanny	RW	CGY
11	Messier, Mark	LW	EDM
12	Nicholls, Bernie	C	LAK
25	Ogrodnick, John	RW	DET
5	Ramage, Rob	D	STL
17	Rota, Darcy	LW	VAN
18	Savard, Denis	C	CHI
10	Simmer, Charlie	LW	LAK
22	Vaive, Rick	RW	TOR
24	Wilson, Doug	D	CHI
19	Yzerman, Steve	C	DET

Summary

First Period

1. Wales Cirella (Stastny) 8:51
 2. Wales Potvin (Kerr, Goulet) 9:30
 3. Wales Middleton (Pederson, Housley) 14:49
 4. Wales Naslund (Maloney, Potvin) 16:40
 5. Wales Larouche (Johnson, Maloney) 17:14
- Penalties: Housley (Wales), hooking, 17:43

Second Period

6. Campbell Savard (Vaive, Rota) 1:23
 7. Campbell Rota (Vaive, Savard) 5:51
 8. Campbell Ogrodnick (Yzerman) 6:42
 9. Wales Larouche (Maloney, Johnson) 17:34
- Penalties: None

Third Period

10. Wales Maloney (Johnson, Cirella) 7:24 (GWG)
 11. Campbell Babych (Ogrodnick) 8:11
 12. Campbell Gretzky (Vaive, Simmer) 11:23
 13. Campbell Bellows (Wilson) 17:37
- Penalties: Maxwell (Campbell), holding, 9:04; Resch (Wales), interference, 14:19

Shots on Goal

Wales (30) 13 – 11 – 6
Campbell (38) 13 – 15 – 10

Goaltenders

Wales Peeters (30:06), Resch (29:54)
Campbell Bannerman (30:06), Fuhr (29:20)

MVP: Don Maloney

Referee: Bruce Hood

Linespersons: John D'Amico, Ray Scapinello

Attendance: 18,939

35TH NHL ALL-STAR GAME

Campbell Conference 9, Wales Conference 3
Nassau Coliseum, Uniondale, N.Y.
Feb. 8, 1983

Campbell Conference

Coach: Roger Neilson, VAN

No.	Player	P	Team
44	Babych, Dave	D	WPG
30	Bannerman, Murray	G	CHI
8	Broten, Neal	C	MNS
19	Ciccarelli, Dino	RW	MNS
7	Coffey, Paul	D	EDM
16	Dionne, Marcel	C	LAK
31	Garrett, John	G	VAN
99	Gretzky, Wayne	C	EDM
4	Hartsburg, Craig	D	MNS
3	Huber, Willie	D	DET
17	Kurri, Jari	LW	EDM
12	McCarthy, Tom	LW	MNS
9	McDonald, Lanny	RW	CGY
11	Messier, Mark	LW	EDM
6	Murray, Bob	D	CHI
18	Savard, Denis	C	CHI
20	Secord, Al	LW	CHI
10	Sutter, Brian	LW	STL
22	Vaive, Rick	RW	TOR
24	Wilson, Doug	D	CHI

Wales Conference

Coach: Al Arbour, NYI

No.	Player	P	Team
22	Bossy, Mike	RW	NYI
7	Bourque, Ray	D	BOS
8	Francis, Ron	C	HFD
16	Goulet, Michel	RW	QUE
2	Howe, Mark	D	PHI
17	Kehoe, Rick	RW	PIT
28	Langevin, Dave	D	NYI
6	Langway, Rod	D	WSH
31	Lindbergh, Pelle	G	PHI
12	Maloney, Don	LW	NYR
20	Marini, Hector	RW	NJD
10	Pederson, Barry	C	BOS
1	Peeters, Pete	G	BOS
5	Potvin, Denis	D	NYI
4	Ramsey, Mike	D	BUF
27	Sittler, Darryl	C	PHI
18	Stastny, Marian	RW	QUE
26	Stastny, Peter	C	QUE
19	Trottier, Bryan	C	NYI
11	Walter, Ryan	C	MTL

Summary

First Period

1. Wales Goulet (P. Stastny) 3:41
 2. Campbell Babych (McDonald, Sutter) 11:37 (PP)
 3. Wales Bourque (unassisted) 19:01
- Penalties: Sutter (Campbell), hooking, 6:26; Langevin (Wales), hooking, 10:58

Second Period

4. Campbell Ciccarelli (Brotten, Secord) 3:01
 5. Campbell McCarthy (Ciccarelli, Murray) 14:51
- Penalties: None

Third Period

6. Campbell Gretzky (Kurri, Coffey) 6:20 (GWG)
 7. Campbell McDonald (Sutter, Dionne) 7:29
 8. Campbell Gretzky (Messier, Kurri) 10:31
 9. Wales Maloney (Marini) 14:04
 10. Campbell Gretzky (Wilson, Messier) 15:32
 11. Campbell Vaive (unassisted) 17:15
 12. Campbell Gretzky (Messier) 19:18
- Penalties: Ramsey (Wales), holding, 3:33

Shots on Goal

Campbell (32) 5 – 12 – 15
Wales (34) 10 – 16 – 8

Goaltenders

Campbell Bannerman (30:04), Garrett (29:56)
Wales Peeters (30:04), Lindbergh (29:56)

MVP: Wayne Gretzky

Referee: Bob Myers

Linespersons: Ryan Bozak, Leon Stickle

Attendance: 15,230

34TH NHL ALL-STAR GAME

Wales Conference 4, Campbell Conference 2
The Capital Centre, Landover, Md.
Feb. 9, 1982

Wales Conference

Coach: Al Arbour, NYI

No.	Player	P	Team
12	Acton, Keith	C	MTL
7	Barber, Bill	LW	PHI
3	Beck, Barry	D	NYR
22	Bossy, Mike	RW	NYI
6	Bourque, Ray	D	BOS
25	Carlyle, Randy	D	PIT
29	Dion, Michel	G	PIT
10	Duguay, Ron	C	NYR
1	Edwards, Don	G	BUF
17	Langway, Rod	D	MTL
20	Maruk, Dennis	C	WSH
16	Middleton, Rick	RW	BOS
28	Propp, Brian	LW	PHI
5	Ramsey, Mike	D	BUF
19	Robinson, Larry	D	MTL
26	Stastny, Peter	C	QUE
21	Stoughton, Blaine	LW	HFD
8	Tardif, Marc	LW	QUE
27	Tonelli, John	LW	NYI
9	Trottier, Bryan	C	NYI

Campbell Conference

Coach: Glen Sonmor, MNS

No.	Player	P	Team
19	Ciccarelli, Dino	RW	MNS
7	Coffey, Paul	D	EDM
1	Fuhr, Grant	G	EDM
99	Gretzky, Wayne	C	EDM
4	Hartsburg, Craig	D	MNS
10	Hawerchuk, Dale	C	WPG
9	Lever, Don	C	COL
2	Manno, Bob	D	TOR
27	Meloche, Gilles	G	MNS
11	Messier, Mark	LW	EDM
26	Ogrodnick, John	RW	DET
3	Rautakallio, Pekka	D	CGY
17	Savard, Denis	C	CHI
20	Secord, Al	LW	CHI
15	Smith, Bobby	C	MNS
28	Snepsts, Harold	D	VAN
12	Sutter, Brian	LW	STL
18	Taylor, Dave	RW	LAK
22	Vaive, Rick	RW	TOR
24	Wilson, Doug	D	CHI

Summary

First Period

1. Campbell Vaive (Sutter) 2:32
 2. Wales Bourque (Carlyle, Maruk) 12:03 (PP)
 3. Wales Tardif (Middleton, Stastny) 13:27
- Penalties: Tardif (Wales), tripping, 5:40; Hartsburg (Campbell), hooking, 10:36

Second Period

4. Campbell Gretzky (Coffey, Ciccarelli) 0:26
 5. Wales Bossy (Beck, Tonelli) 17:10 (GWG)
- Penalties: Hawerchuk (Campbell), tripping, 3:52; Tardif (Wales), hooking, 13:13

Third Period

6. Wales Bossy (Robinson) 1:19
- Penalties: Stoughton (Wales), tripping, 2:37

Shots on Goal

Wales (31) 8 – 16 – 7
Campbell (28) 17 – 5 – 6

Goaltenders

Wales Dion (30:23), Edwards (29:37)
Campbell Fuhr (30:23), Meloche (29:37)

MVP: Mike Bossy

Referee: Wally Harris

Linespersons: Ron Finn, Swede Knox

Attendance: 18,130

33RD NHL ALL-STAR GAME

Campbell Conference 4, Wales Conference 1
The Forum, Los Angeles
Feb. 10, 1981

Campbell Conference

Coach: Pat Quinn, PHI

No.	Player	P	Team
10	Babych, Wayne	RW	STL
7	Barber, Bill	LW	PHI
23	Bossy, Mike	RW	NYI
14	Bourne, Bob	C	NYI
2	Dailey, Bob	D	PHI
24	Federko, Bernie	C	STL
11	Gartner, Mike	C	WSH
99	Gretzky, Wayne	C	EDM
17	Holmgren, Paul	RW	PHI
18	Johnstone, Eddie	RW	NYR
1	Liut, Mike	G	STL
12	Lukowich, Morris	LW	WPG
25	McCarthy, Kevin	D	VAN
6	Murray, Bob	D	CHI
15	Nilsson, Kent	C	CGY
33	Peeters, Pete	G	PHI
5	Potvin, Denis	D	NYI
4	Ramage, Rob	D	COL
22	Williams, Dave	LW	VAN
3	Wilson, Behn	D	PHI

Wales Conference

Coach: Scotty Bowman, BUF

No.	Player	P	Team
33	Beaupre, Don	G	MNS
7	Bourque, Ray	D	BOS
25	Carlyle, Randy	D	PIT
16	Dionne, Marcel	C	LAK
23	Gainey, Bob	LW	MTL
20	Gare, Danny	RW	BUF
5	Howe, Mark	D	HFD
14	Kehoe, Rick	RW	PIT
2	Langway, Rod	D	MTL
28	Larson, Reed	D	DET
1	Lessard, Mario	G	LAK
12	Middleton, Rick	RW	BOS
27	Ogrodnick, John	RW	DET
4	Picard, Robert	D	TOR
17	Rogers, Mike	C	HFD
22	Shutt, Steve	LW	MTL
11	Simmer, Charlie	LW	LAK
15	Smith, Bobby	C	MNS
26	Stastny, Peter	C	QUE
18	Taylor, Dave	RW	LAK

Summary

First Period

1. Campbell Nilsson (Barber, Holmgren) 0:45
2. Campbell Barber (Johnstone) 8:02 (SH, GWG)
Penalties: Bourne (Campbell), hooking, 7:47; Williams (Campbell), holding, 10:37

Second Period

4. Campbell Babych (Johnstone, Federko) 16:12
Penalties: None

Third Period

5. Wales Ogrodnick (Howe, Kehoe) 6:13
6. Campbell Wilson (Bossy, Gretzky) 10:18
Penalties: None

Shots on Goal

Campbell (43) 18 – 13 – 12
Wales (25) 9 – 8 – 8

Goaltenders

Campbell Liut (31:43), Peeters (28:17)
Wales Beaupre (31:43), Lessard (28:17)

MVP: Mike Liut

Referee: Bryan Lewis

Linespersons: Jim Christison, Gerard Gauthier

Attendance: 15,761

32ND NHL ALL-STAR GAME

Wales Conference 6, Campbell Conference 3
Joe Louis Arena, Detroit
Feb. 5, 1980

Wales Conference

Coach: Scotty Bowman, BUF

No.	Player	P	Team
24	Burrows, Dave	D	TOR
8	Cloutier, Real	RW	QUE
16	Dionne, Marcel	C	LAK
1	Edwards, Don	G	BUF
23	Gainey, Bob	LW	MTL
17	Gare, Danny	RW	BUF
15	Goring, Butch	C	LAK
4	Hartsburg, Craig	D	MNS
9	Howe, Gordie	RW	HFD
10	Lafleur, Guy	RW	MTL
28	Larson, Reed	D	DET
30	Meloche, Gilles	G	MNS
12	Murphy, Mike	RW	LAK
26	Payne, Steve	LW	MNS
11	Perreault, Gilbert	C	BUF
7	Ratelle, Jean	C	BOS
19	Robinson, Larry	D	MTL
6	Schoenfeld, Jim	D	BUF
27	Sittler, Darryl	C	TOR
3	Stackhouse, Ron	D	PIT

Campbell Conference

Coach: Al Arbour, NYI

No.	Player	P	Team
7	Barber, Bill	LW	PHI
25	Barnes, Norm	D	PHI
22	Bossy, Mike	RW	NYI
77	Esposito, Phil	C	NYR
35	Esposito, Tony	G	CHI
24	Federko, Bernie	C	STL
6	Greschner, Ron	D	NYR
99	Gretzky, Wayne	C	EDM
27	Leach, Reggie	RW	PHI
2	Lindgren, Lars	D	VAN
12	Lukowich, Morris	LW	WPG
14	MacDonald, Blair	RW	EDM
18	MacLeish, Rick	C	PHI
4	McEwen, Mike	D	COL
16	Nilsson, Kent	C	ATL
33	Peeters, Pete	G	PHI
5	Picard, Robert	D	WSH
26	Propp, Brian	LW	PHI
19	Trottier, Bryan	C	NYI
20	Watson, Jimmy	D	PHI

Summary

First Period

1. Wales Robinson (unassisted) 3:58
2. Wales Payne (Murphy, Goring) 4:19
3. Campbell Leach (McEwen) 7:15
Penalties: Hartsburg (Wales), hooking, 12:23

Second Period

4. Campbell Nilsson (Federko, MacLeish) 6:03
Penalties: None

Third Period

5. Campbell Propp (Esposito, Leach) 4:14
 6. Wales Stackhouse (Sittler, Lafleur) 11:40
 7. Wales Hartsburg (Cloutier, Ratelle) 12:40 (GWG)
 8. Wales Larson (Payne, Perreault) 13:12
 9. Wales Cloutier (Howe) 16:06
 Penalties: None

Shots on Goal

Wales (32) 10 – 5 – 17
 Campbell (31) 15 – 4 – 11

Goaltenders

Wales Edwards (29:27), Meloche (30:33)
 Campbell Esposito (15:10), Peeters (44:50)

MVP: Reggie Leach

Referee: Dave Newell

Linespersons: John D'Amico, Ray Scapinello

Attendance: 21,002

Summary

First Period

1. Campbell Barber (unassisted) 1:25
 2. Campbell Potvin (Clarke) 12:12
 Penalties: Salming (Wales), hooking, 7:42; Gillies (Campbell), holding, 18:30

Second Period

3. Wales Sittler (Robinson, Park) 19:32 (PP)
 Penalties: Dailey (Campbell), tripping, 2:25; Smith (Campbell), slashing, 3:36; McDonald (Wales), interference, 3:36; Vadnais (Campbell), tripping, 18:12

Third Period

4. Wales Martin (Dionne, O'Reilly) 18:21
 Penalties: None

Overtime

5. Wales Perreault (Shutt, Salming) 3:55 (GWG)
 Penalties: None

Shots on Goal

Wales (40) 7 – 16 – 15 – 2
 Campbell (12) 7 – 2 – 3 – 0

Goaltenders

Wales Dryden (29:26), Vachon (34:29)
 Campbell Smith (29:26), Stephenson (34:29)

MVP: Billy Smith

Referee: Bruce Hood

Linespersons: John D'Amico, Leon Stickler

Attendance: 16,433

31ST NHL ALL-STAR GAME

Wales Conference 3, Campbell Conference 2 (OT)
 Buffalo Memorial Auditorium, Buffalo
 Jan. 24, 1978

Wales Conference

Coach: Scotty Bowman, MTL

No.	Player	P	Team
14	Cournoyer, Yvan	RW	MTL
16	Dionne, Marcel	C	LAK
29	Dryden, Ken	G	MTL
23	Gainey, Bob	LW	MTL
10	Lafleur, Guy	RW	MTL
28	Larson, Reed	D	DET
7	Martin, Rick	LW	BUF
20	Maruk, Dennis	C	CLE
9	McDonald, Lanny	RW	TOR
24	O'Reilly, Terry	RW	BOS
22	Park, Brad	D	BOS
11	Perreault, Gilbert	C	BUF
6	Pronovost, Jean	RW	PIT
19	Robinson, Larry	D	MTL
21	Salming, Borje	D	TOR
18	Savard, Serge	D	MTL
8	Shutt, Steve	LW	MTL
12	Sirois, Bob	RW	WSH
27	Sittler, Darryl	C	TOR
1	Vachon, Rogie	G	LAK

Campbell Conference

Coach: Fred Shero, PHI

No.	Player	P	Team
7	Barber, Bill	LW	PHI
6	Beck, Barry	D	COL
3	Bladon, Tom	D	PHI
12	Boldirev, Ivan	C	CHI
22	Bossy, Mike	RW	NYI
16	Clarke, Bobby	C	PHI
10	Clement, Bill	C	ATL
2	Dailey, Bob	D	PHI
21	Eriksson, Rolie	C	MNS
77	Esposito, Phil	C	NYR
9	Gillies, Clark	LW	NYI
8	Paiement, Wilf	RW	COL
5	Potvin, Denis	D	NYI
31	Smith, Billy	G	NYI
35	Stephenson, Wayne	G	PHI
19	Trottier, Bryan	C	NYI
17	Unger, Garry	C	STL
4	Vadnais, Carol	D	NYR
11	Ververgaert, Dennis	RW	VAN
20	Watson, Jimmy	D	PHI

30TH NHL ALL-STAR GAME

Wales Conference 4, Campbell Conference 3
 Pacific Coliseum, Vancouver
 Jan. 25, 1977

Wales Conference

Coach: Scotty Bowman, MTL

No.	Player	P	Team
15	Charron, Guy	C	WSH
30	Desjardins, Gerry	G	BUF
16	Dionne, Marcel	C	LAK
29	Dryden, Ken	G	MTL
23	Gainey, Bob	LW	MTL
10	Lafleur, Guy	RW	MTL
5	Lapointe, Guy	D	MTL
14	Libett, Nick	LW	DET
25	MacAdam, Al	RW	CLE
7	Martin, Rick	LW	BUF
9	McDonald, Lanny	RW	TOR
8	McNab, Peter	C	BOS
22	Park, Brad	D	BOS
12	Perreault, Gilbert	C	BUF
20	Pronovost, Jean	RW	PIT
19	Robinson, Larry	D	MTL
21	Salming, Borje	D	TOR
18	Savard, Serge	D	MTL
6	Schoenfeld, Jim	D	BUF
2	Turnbull, Ian	D	TOR

Campbell Conference
Coach: Fred Shero, PHI

No.	Player	P	Team
3	Bladon, Tom	D	PHI
16	Clarke, Bobby	C	PHI
12	Dornhoefer, Gary	RW	PHI
77	Esposito, Phil	C	NYR
7	Gilbert, Rod	RW	NYR
11	Lysiak, Tom	C	ATL
19	MacLeish, Rick	C	PHI
15	Murdoch, Don	RW	NYR
23	Nystrom, Bob	RW	NYI
10	Paient, Wilf	RW	COL
1	Parent, Bernie	G	PHI
5	Potvin, Denis	D	NYI
30	Resch, Glenn	G	NYI
4	Russell, Phil	D	CHI
2	Snepsts, Harold	D	VAN
8	Unger, Garry	C	STL
27	Vail, Eric	LW	ATL
20	Watson, Jimmy	D	PHI
14	Watson, Joe	D	PHI
17	Young, Tim	C	MNS

Summary

First Period

- Campbell Vail (Potvin) 2:54
 - Wales McDonald (Gainey, McNab) 6:22
- Penalties: Campbell, too many men on the ice, 15:32; Dornhoefer (Campbell), roughing, 16:24; Lapointe (Wales), roughing, 16:24

Second Period

- Campbell MacLeish (Nystrom, Potvin) 11:56
 - Wales McDonald (Perreault, Robinson) 19:27
- Penalties: Potvin (Campbell), hooking, 4:11; Lapointe (Wales), tripping, 5:08; Paient (Campbell), hooking, 8:34; Joe Watson (Campbell), hooking, 14:02

Third Period

- Wales Martin (Dionne, Robinson) 4:00 (PP)
 - Campbell Esposito (Gilbert, Dornhoefer) 12:23
 - Wales Martin (Dionne, Lafleur) 18:04 (GWG)
- Penalties: Russell (Campbell), hooking, 3:17; Salming (Wales), tripping, 15:48

Shots on Goal

Wales (36) 14 – 10 – 12
Campbell (25) 10 – 8 – 7

Goaltenders

Wales Dryden (31:27), Desjardins (28:33)
Campbell Parent (31:27), Resch (27:41)

MVP: Rick Martin

Referee: Bruce Hood

Linespersons: Ron Finn, Matt Pavelich

Attendance: 15,607

29TH NHL ALL-STAR GAME

Wales Conference 7, Campbell Conference 5
The Spectrum, Philadelphia
Jan. 20, 1976

Wales Conference

Coach: Floyd Smith, BUF

No.	Player	P	Team
3	Burrows, Dave	D	PIT
6	Clement, Bill	C	WSH
16	Dionne, Marcel	C	LAK
29	Dryden, Ken	G	MTL
4	Korab, Jerry	D	BUF
10	Lafleur, Guy	RW	MTL
5	Lapointe, Guy	D	MTL
9	Larouche, Pierre	C	PIT
12	MacAdam, Al	RW	CAL
20	Mahovlich, Peter	C	MTL
8	Maloney, Dan	LW	DET
7	Martin, Rick	LW	BUF
22	Park, Brad	D	BOS
19	Pronovost, Jean	RW	PIT
11	Ramsay, Craig	LW	BUF
2	Robinson, Larry	D	MTL
21	Salming, Borje	D	TOR
19	Sheppard, Gregg	C	BOS
17	Shutt, Steve	LW	MTL
1	Thomas, Wayne	G	TOR

Campbell Conference

Coach: Fred Shero, PHI

No.	Player	P	Team
11	Barber, Bill	LW	PHI
17	Bennett, Curt	C	ATL
6	Dupont, Andre	D	PHI
12	Goldsworthy, Bill	RW	MNS
15	Harris, Billy	RW	NYI
27	Leach, Reggie	RW	PHI
18	Lysiak, Tom	C	ATL
21	MacLeish, Rick	C	PHI
14	Marks, John	LW	CHI
9	Paient, Wilf	RW	KCS
5	Potvin, Denis	D	NYI
1	Resch, Glenn	G	NYI
4	Russell, Phil	D	CHI
35	Stephenson, Wayne	G	PHI
19	Trottier, Bryan	C	NYI
7	Unger, Garry	C	STL
2	Vadnais, Carol	D	NYR
10	Ververgaert, Dennis	RW	VAN
8	Vickers, Steve	LW	NYR
20	Watson, Jimmy	D	PHI

Summary

First Period

- Wales Martin (Mahovlich, Lafleur) 6:01
 - Campbell Bennett (Dupont) 16:59
 - Wales Mahovlich (Lapointe, Lafleur) 18:31
 - Wales Park (Mahovlich, Martin) 19:00
- Penalties: None

Second Period

- Wales MacAdam (Maloney) 9:34
 - Wales Lafleur (Mahovlich, Martin) 11:54
 - Wales Dionne (unassisted) 13:51 (GWG)
 - Wales Maloney (Larouche, MacAdam) 16:59
- Penalties: Barber (Campbell), hooking, 17:29

Third Period

- Campbell Ververgaert (Trottier, Harris) 4:33
 - Campbell Ververgaert (Trottier, Harris) 4:43
 - Campbell Potvin (unassisted) 14:17
 - Campbell Vickers (Unger, Potvin) 14:46
- Penalties: Marks (Campbell), tripping, 15:26

Shots on Goal

Wales (42) 13 – 17 – 12

Campbell (24) 9 – 6 – 9

Goaltenders

Wales Dryden (29:34), Thomas (30:26)

Campbell Resch (29:18), Stephenson (29:42)

MVP: Peter Mahovich

Referee: Lloyd Gilmour

Linespersons: Neil Armstrong, John D'Amico

Attendance: 16,436

28TH NHL ALL-STAR GAME

Wales Conference 7, Campbell Conference 1

Montreal Forum, Montreal

Jan. 21, 1975

Wales Conference

Coach: Bep Guidolin, KCS

No.	Player	P	Team
26	Apps Jr., Syl	C	PIT
12	Dionne, Marcel	C	DET
29	Dryden, Ken	G	MTL
15	Dupere, Denis	LW	WSH
7	Esposito, Phil	C	BOS
2	Harper, Terry	D	LAK
22	Johnston, Joey	LW	CAL
6	Korab, Jerry	D	BUF
16	Lafleur, Guy	RW	MTL
5	Lapointe, Guy	D	MTL
20	Luce, Don	C	BUF
8	Martin, Rick	LW	BUF
3	Murdoch, Bob	D	LAK
24	O'Reilly, Terry	RW	BOS
4	Orr, Bobby	D	BOS
19	Pronovost, Jean	RW	PIT
14	Robert, Rene	RW	BUF
27	Sittler, Darryl	C	TOR
1	Vachon, Rogie	G	LAK
10	Vadnais, Carol	D	BOS

Campbell Conference

Coach: Fred Shero, PHI

No.	Player	P	Team
6	Barber, Bill	LW	PHI
11	Bennett, Curt	C	ATL
16	Clarke, Bobby	C	PHI
10	Gilbert, Rod	RW	NYR
22	Hextall, Dennis	C	MNS
4	Jarrett, Doug	D	CHI
12	Lysiak, Tom	C	ATL
21	Mikita, Stan	C	CHI
17	Nolet, Simon	RW	KCS
8	Pappin, Jim	RW	CHI
1	Parent, Bernie	G	PHI
2	Park, Brad	D	NYR
5	Potvin, Denis	D	NYI
19	Pratt, Tracy	D	VAN
30	Smith, Gary	G	VAN
7	Unger, Garry	C	STL
3	Van Impe, Ed	D	PHI
9	Vickers, Steve	LW	NYR
20	Watson, Jimmy	D	PHI
18	Westfall, Ed	RW	NYI

Summary

First Period

1. Wales Apps (Johnston, Vadnais) 9:38

2. Wales Luce (O'Reilly, Dupere) 12:02 (GWG)

3. Wales Sittler (Lafleur) 14:22

4. Campbell Potvin (Unger) 19:41

Penalties: None

Second Period

5. Wales Esposito (Lafleur, Murdoch) 19:16

Penalties: Vickers (Campbell), hooking, 0:16; Luce (Wales), tripping,

4:51; Harper (Wales), hooking, 12:11; Korab (Wales), holding 19:37

Third Period

6. Wales Apps (Robert, Martin) 3:25

7. Wales O'Reilly (unassisted) 5:43

8. Wales Orr (Lafleur, Sittler) 7:19 (PP)

Penalties: Jimmy Watson (Campbell), holding, 6:42; Clarke (Campbell), hooking, 13:32

Shots on Goal

Wales (37) 14 – 9 – 14

Campbell (29) 10 – 9 – 10

Goaltenders

Wales Vachon (30:39), Dryden (29:21)

Campbell Parent (29:17), Smith (30:43)

MVP: Syl Apps Jr.

Referee: Wally Harris

Linespersons: Claude Bechard, Leon Stickle

Attendance: 16,080

27TH NHL ALL-STAR GAME

West Division All-Stars 6, East Division All-Stars 4

Chicago Stadium, Chicago

Jan. 29, 1974

West Division

Coach: Billy Reay, CHI

No.	Player	P	Team
26	Awrey, Don	D	STL
12	Berry, Bob	LW	LAK
4	Burrows, Dave	D	PIT
16	Clarke, Bobby	C	PHI
35	Esposito, Tony	G	CHI
8	Goldsworthy, Bill	RW	MNS
22	Hextall, Dennis	C	MNS
10	Hull, Dennis	LW	CHI
17	Johnston, Joey	LW	CAL
18	MacDonald, Lowell	RW	PIT
7	Martin, PIT	C	CHI
9	McDonough, Al	RW	ATL
21	Mikita, Stan	C	CHI
11	Pappin, Jim	RW	CHI
1	Parent, Bernie	G	PHI
5	Plager, Barclay	D	STL
6	Unger, Garry	C	STL
3	Van Impe, Ed	D	PHI
14	Watson, Joe	D	PHI
2	White, Bill	D	CHI

East Division

Coach: Scotty Bowman, MTL

No.	Player	P	Team
11	Berenson, Red	C	DET
14	Cashman, Wayne	LW	BOS
12	Cournoyer, Yvan	RW	MTL
30	Dryden, Dave	G	BUF
7	Esposito, Phil	C	BOS
1	Gilbert, Gilles	G	BOS
5	Guevremont, Jocelyn	D	VAN
8	Hodge, Ken	RW	BOS
27	Mahovlich, Frank	LW	MTL
6	Martin, Rick	LW	BUF
18	McKenny, Jim	D	TOR
2	Park, Brad	D	NYR
3	Potvin, Denis	D	NYI
21	Redmond, Mickey	RW	DET
16	Richard, Henri	C	MTL
15	Robinson, Larry	D	MTL
10	Schmautz, Bobby	RW	VAN
20	Smith, Dallas	D	BOS
9	Ullman, Norm	C	TOR
19	Westfall, Ed	RW	NYI

Summary*First Period*

1. East Mahovlich (Cournoyer, Ullman) 3:33

2. East Cournoyer (Ullman) 16:20

Penalties: Martin (West), tripping, 11:17

Second Period

3. West Berry (Mikita) 5:59

4. West McDonough (Clarke, MacDonald) 13:55

5. West MacDonald (Plager, Awrey) 19:07 (PP)

Penalties: Hextall (West), tripping, 7:42; Berenson (East), tripping, 18:35

Third Period

6. West Mikita (Unger, White) 2:25

7. West Unger (White, Mikita) 7:54 (SH, GWG)

8. East Potvin (unassisted) 9:55

9. East Redmond (Berenson) 14:55

10. West P. Martin (Pappin) 19:13

Penalties: Plager (West), holding, 6:27

Shots on Goal

West (28) 8 – 8 – 12

East (35) 15 – 10 – 10

Goaltenders

West Parent (29:59), Esposito (30:01)

East Gilbert (29:59), Dryden (29:37)

MVP: Garry Unger

Referee: Art Skov

Linespersons: Will Norris, Matt Pavelich

Attendance: 16,426

26TH NHL ALL-STAR GAME

East Division All-Stars 5, West Division All-Stars 4

Madison Square Garden, New York

Jan. 30, 1973

East Division

Coach: Tom Johnson, BOS

No.	Player	P	Team
3	Bergman, Gary	D	DET
12	Cournoyer, Yvan	RW	MTL
7	Esposito, Phil	C	BOS
1	Giacomin, Ed	G	NYR
21	Henderson, Paul	LW	TOR
8	Hodge, Ken	RW	BOS
14	Keon, Dave	C	TOR
5	Lapointe, Guy	D	MTL
25	Lemaire, Jacques	C	MTL
27	Mahovlich, Frank	LW	MTL
6	Martin, Rick	LW	BUF
4	Orr, Bobby	D	BOS
2	Park, Brad	D	NYR
19	Ratelle, Jean	C	NYR
15	Robert, Rene	RW	BUF
18	Savard, Serge	D	MTL
9	Schmautz, Bobby	RW	VAN
20	Smith, Dallas	D	BOS
30	Villemure, Gilles	G	NYR
17	Westfall, Ed	RW	NYI

West Division

Coach: Billy Reay, CHI

No.	Player	P	Team
18	Berry, Bob	LW	LAK
16	Clarke, Bobby	C	PHI
12	Dornhoefer, Gary	RW	PHI
1	Esposito, Tony	G	CHI
5	Gibbs, Barry	D	MNS
3	Harper, Terry	D	LAK
10	Hull, Dennis	LW	CHI
23	Johnston, Joey	LW	CAL
16	MacDonald, Lowell	RW	PIT
14	Manery, Randy	D	ATL
4	Marotte, Gilles	D	LAK
7	Martin, PIT	C	CHI
21	Mikita, Stan	C	CHI
8	Pappin, Jim	RW	CHI
11	Parise, J.P.	LW	MNS
6	Plager, Barclay	D	STL
22	Polis, Greg	LW	PIT
9	Unger, Garry	C	STL
30	Vachon, Rogie	G	LAK
2	White, Bill	D	CHI

Summary*First Period*

Goals: None

Penalties: Orr (East), tripping, 11:11; Bergman (East), tripping, 14:52

Second Period

1. West Polis (Clarke, McDonald) 0:55

2. East Robert (Park) 3:56

3. East Mahovlich (unassisted) 16:27

4. East Henderson (Esposito, Hodge) 19:12

5. West P. Martin (Hull, Pappin) 19:29

Penalties: Hodge (East), tripping, 6:26

Third Period

6. East Lemaire (Mahovlich, Lapointe) 3:19

7. West Polis (Harper) 4:27

8. West Harper (Mikita) 9:27

9. East Schmautz (Savard) 13:59 (GWG)

Penalties: White (West), hooking, 10:03

Shots on Goal

East (34) 16 – 9 – 9
West (30) 8 – 10 – 12

Goaltenders

East Villemure (29:16), Giacomini (30:44)
West Esposito (29:16), Vachon (30:02)

MVP: Greg Polis

Referee: Lloyd Gilmour

Linespersons: Neil Armstrong, John D'Amico

Attendance: 16,986

Second Period

2. West Nolet (D. Hull) 1:11
3. East Ratelle (Tremblay, Gilbert) 3:48
4. East McKenzie (Park, Seiling) 18:45
Penalties: White (West), tripping, 5:26

Third Period

5. East Esposito (Smith, Orr) 1:09 (GWG)
Penalties: White (West), tripping, 2:28; Esposito (East), hooking, 5:34;
Tremblay (East), tripping, 8:42; Mohns (West), 19:05

Shots on Goal

East (30) 9 – 8 – 13
West (27) 10 – 11 – 6

Goaltenders

East Dryden (30:24), Villemure (29:36)
West Esposito (30:24), Worsley (29:03)

MVP: Bobby Orr

Referee: Bruce Hood

Linespersons: Claude Bechard, Matt Pavelich

Attendance: 15,423

25TH NHL ALL-STAR GAME

East Division All-Stars 3, West Division All-Stars 2
Met Sports Center, Bloomington, Minn.
Jan. 25, 1972

East Division

Coach: Al MacNeil, MTL

No.	Player	P	Team
5	Berenson, Red	C	DET
12	Cournoyer, Yvan	RW	MTL
1	Dryden, Ken	G	MTL
7	Esposito, Phil	C	BOS
8	Gilbert, Rod	RW	NYR
11	Hadfield, Vic	LW	NYR
17	Henderson, Paul	LW	TOR
27	Mahovlich, Frank	LW	MTL
6	Martin, Rick	LW	BUF
18	McKenzie, John	RW	BOS
4	Orr, Bobby	D	BOS
2	Park, Brad	D	NYR
10	Perreault, Gilbert	C	BUF
19	Ratelle, Jean	C	NYR
16	Seiling, Rod	D	NYR
20	Smith, Dallas	D	BOS
9	Tallon, Dale	D	VAN
3	Tremblay, J.C.	D	MTL
30	Villemure, Gilles	G	NYR

West Division

Coach: Billy Reay, CHI

No.	Player	P	Team
15	Clarke, Bobby	C	PHI
35	Esposito, Tony	G	CHI
8	Goldsworthy, Bill	RW	MNS
4	Harris, Ted	D	MNS
9	Hull, Bobby	LW	CHI
10	Hull, Dennis	LW	CHI
11	Lonsberry, Ross	LW	LAK
3	Magnuson, Keith	D	CHI
16	Maki, Chico	RW	CHI
14	Martin, PIT	C	CHI
21	Mikita, Stan	C	CHI
6	Mohns, Doug	D	MNS
17	Nolet, Simon	RW	PHI
22	Polis, Greg	LW	PIT
12	Stapleton, Pat	D	CHI
7	Unger, Garry	C	STL
5	Vadnais, Carol	D	CAL
2	White, Bill	D	CHI
1	Worsley, Gump	G	MNS

Summary

First Period

1. West B. Hull (Martin, Maki) 17:01
Penalties: Hadfield (East), tripping, 6:22

24TH NHL ALL-STAR GAME

West Division All-Stars 2, East Division All-Stars 1
Boston Garden, Boston
Jan. 19, 1971

West Division

Coach: Scotty Bowman, STL

No.	Player	P	Team
7	Berenson, Red	C	STL
15	Clarke, Bobby	C	PHI
14	Ecclestone, Tim	LW	STL
35	Esposito, Tony	G	CHI
17	Flett, Bill	RW	LAK
20	Grant, Danny	LW	MNS
4	Harris, Ted	D	MNS
9	Hull, Bobby	LW	CHI
10	Hull, Dennis	LW	CHI
3	Magnuson, Keith	D	CHI
16	Maki, Chico	RW	CHI
6	Martin, PIT	C	CHI
21	Mikita, Stan	C	CHI
8	Plager, Barclay	D	STL
22	Polis, Greg	LW	PIT
5	Roberts, Doug	D	CAL
11	Sabourin, Gary	RW	STL
12	Stapleton, Pat	D	CHI
30	Wakely, Ernie	G	STL
2	White, Bill	D	CHI

East Division

Coach: Harry Sinden, BOS

No.	Player	P	Team
17	Balon, Dave	LW	NYR
6	Bucyk, Johnny	LW	BOS
12	Cournoyer, Yvan	RW	MTL
7	Esposito, Phil	C	BOS
1	Giacomin, Ed	G	NYR
8	Hodge, Ken	RW	BOS
9	Howe, Gordie	RW	DET
14	Keon, Dave	C	TOR
27	Mahovlich, Frank	LW	MTL
21	Mahovlich, Peter	C	MTL
15	Neilson, Jim	D	NYR
4	Orr, Bobby	D	BOS
2	Park, Brad	D	NYR
11	Perreault, Gilbert	C	BUF
18	Ratelle, Jean	C	NYR
20	Smith, Dallas	D	BOS
5	Tallon, Dale	D	VAN
3	Tremblay, J.C.	D	MTL
30	Villemure, Gilles	G	NYR
10	Westfall, Ed	RW	BOS

Summary*First Period*

1. West Maki (unassisted) 0:36
 2. West B. Hull (Flett) 4:38 (PP, GWG)
 3. East Cournoyer (D. Smith, Balon) 6:19
 Penalties: Harris (West), tripping, 2:17; Mahovlich (East), interference, 3:09; B. Hull (West) hooking, 11:14

Second Period

Goals: None
 Penalties: Bucyk (East), interference, 1:22

Third Period

Goals: None
 Penalties: Stapleton (West), interference, 2:48; Magnuson (West), tripping, 8:34

Shots on Goal

West (28) 13 – 8 – 7
 East (27) 13 – 12 – 2

Goaltenders

West Esposito (30:41), Wakely (29:19)
 East Giacomin (30:41), Villemure (29:19)

MVP: Bobby Hull

Referee: Bill Friday

Linespersons: Neil Armstrong, John D'Amico

Attendance: 14,790

23RD NHL ALL-STAR GAME

East Division All-Stars 4, West Division All-Stars 1

St. Louis Arena, St. Louis

Jan. 20, 1970

East Division

Coach: Claude Ruel, MTL

No.	Player	P	Team
5	Brewer, Carl	D	DET
8	Bucyk, Johnny	LW	BOS
12	Ellis, Ron	RW	TOR
7	Esposito, Phil	C	BOS
30	Esposito, Tony	G	CHI
1	Giacomin, Ed	G	NYR
17	Gilbert, Rod	RW	NYR
9	Howe, Gordie	RW	DET
16	Hull, Bobby	LW	CHI
14	Keon, Dave	C	TOR
2	Laperriere, Jacques	D	MTL
15	Lemaire, Jacques	C	MTL
27	Mahovlich, Frank	LW	DET
21	McKenzie, John	RW	BOS
4	Orr, Bobby	D	BOS
3	Park, Brad	D	NYR
10	Ratelle, Jean	C	NYR
18	Savard, Serge	D	MTL
11	Tkaczuk, Walt	C	NYR

West Division

Coach: Scotty Bowman, STL

No.	Player	P	Team
7	Berenson, Red	C	STL
10	Clarke, Bobby	C	PHI
21	Goldsworthy, Bill	RW	MNS
22	Grant, Danny	LW	MNS
6	Howell, Harry	D	OAK
16	Larose, Claude	RW	MNS
20	McDonald, Ab	LW	STL
15	O'Shea, Danny	C	MNS
29	Parent, Bernie	G	PHI
11	Parise, J.P.	LW	MNS
8	Plager, Barclay	D	STL
30	Plante, Jacques	G	STL
12	Prentice, Dean	LW	PIT
14	Roberts, Jim	RW	STL
17	Sabourin, Gary	RW	STL
9	St. Marseille, Frank	RW	STL
4	Vadnais, Carol	D	OAK
2	White, Bill	D	LAK
5	Woytowich, Bob	D	PIT

Summary*First Period*

1. East Laperriere (unassisted) 0:20
 2. West Prentice (Berenson, Woytowich) 0:37
 3. East Howe (Hull, Lemaire) 7:20 (PP, GWG)
 Penalties: Park (East), tripping, 1:52; St. Marseille (West), interference, 6:00

Second Period

4. East Hull (Brewer) 3:26
 5. East Tkaczuk (McKenzie, Bucyk) 9:37
 Penalties: Woytowich (West), hooking, 15:47

Third Period

Goals: None
 Penalties: Woytowich (West), hooking, 2:12

Shots on Goal

East (44) 10 – 14 – 20
 West (17) 6 – 5 – 6

Goaltenders

East Giacomini (29:37), Esposito (30:23)

West Parent (29:37), Plante (30:23)

MVP: Bobby Hull

Referee: Art Skov

Linespersons: Claude Bechard, Matt Pavelich

Attendance: 16,587

Third Period

4. East Mahovlich (Harris, Gilbert) 3:11

5. East Nevin (Ullman) 7:20

6. West Larose (Grant, O'Shea) 17:07 (GTG)

Penalties: White (West), interference, 10:18; Harvey (West), holding, 11:55; Horton (East), tripping, 18:46

Shots on Goal

East (37) 12 – 10 – 15

West (27) 10 – 10 – 7

22ND NHL ALL-STAR GAME

East Division All-Stars 3, West Division All-Stars 3

Montreal Forum, Montreal

Jan. 21, 1969

East Division

Coach: Toe Blake, MTL

No.	Player	P	Team
4	Beliveau, Jean	C	MTL
30	Cheevers, Gerry	G	BOS
11	Esposito, Phil	C	BOS
1	Giacomini, Ed	G	NYR
17	Gilbert, Rod	RW	NYR
6	Green, Ted	D	BOS
5	Harris, Ted	D	MTL
7	Horton, Tim	D	TOR
9	Howe, Gordie	RW	DET
16	Hull, Bobby	LW	CHI
10	Hull, Dennis	LW	CHI
27	Mahovlich, Frank	LW	DET
21	Mikita, Stan	C	CHI
8	Nevin, Bob	RW	NYR
2	Orr, Bobby	D	BOS
15	Rousseau, Bobby	RW	MTL
12	Stapleton, Pat	D	CHI
3	Tremblay, J.C.	D	MTL
14	Ullman, Norm	C	TOR

West Division

Coach: Scotty Bowman, STL

No.	Player	P	Team
3	Arbour, Al	D	STL
7	Berenson, Red	C	STL
22	Grant, Danny	LW	MNS
1	Hall, Glenn	G	STL
10	Hampson, Ted	C	OAK
5	Harvey, Doug	D	STL
9	Hicke, Bill	RW	OAK
16	Larose, Claude	RW	MNS
20	McDonald, Ab	LW	STL
8	O'Shea, Danny	C	MNS
29	Parent, Bernie	G	PHI
6	Picard, Noel	D	STL
30	Plante, Jacques	G	STL
14	Roberts, Jim	RW	STL
11	Schinkel, Ken	RW	PIT
15	Vadnais, Carol	D	OAK
2	Van Impe, Ed	D	PHI
4	Vasko, Elmer	D	MNS
21	White, Bill	D	LAK

Summary

First Period

1. West Berenson (Harvey, Picard) 4:43

2. East Mahovlich (Rousseau, Stapleton) 17:32

Penalties: Vadnais (West), tripping, 12:55

Second Period

3. West Roberts (Berenson, Picard) 1:53

Penalties: Horton (East), delay of game, 11:41; White (West), holding, 17:50

Goaltenders

East Giacomini (1st and 3rd), Cheevers (2nd)

West Hall (1st), Parent (2nd), Plante (3rd)

MVP: Frank Mahovlich

Referee: John Ashley

Linespersons: Neil Armstrong, Matt Pavelich

Attendance: 16,260

21ST NHL ALL-STAR GAME

Toronto Maple Leafs 4, NHL All-Stars 3

Maple Leaf Gardens, Toronto

Jan. 16, 1968

Toronto Maple Leafs

Coach: Punch Imlach, TOR

No.	Player	P	Team
10	Armstrong, George	RW	TOR
25	Carleton, Wayne	LW	TOR
22	Conacher, Brian	LW	TOR
8	Ellis, Ron	RW	TOR
30	Gamble, Bruce	G	TOR
2	Hillman, Larry	D	TOR
7	Horton, Tim	D	TOR
14	Keon, Dave	C	TOR
27	Mahovlich, Frank	LW	TOR
11	Oliver, Murray	C	TOR
18	Pappin, Jim	RW	TOR
3	Pronovost, Marcel	D	TOR
20	Pulford, Bob	LW	TOR
4	Rupp, Duane	D	TOR
1	Smith, Al	G	TOR
26	Stanley, Allan	D	TOR
12	Stemkowski, Pete	C	TOR
16	Walton, Mike	C	TOR

NHL All-Stars

Coach: Toe Blake, MTL

No.	Player	P	Team
18	Balon, Dave	LW	MNS
8	Baun, Bob	D	OAK
4	Beliveau, Jean	C	MTL
12	Bucyk, Johnny	LW	BOS
1	Giacomini, Ed	G	NYR
25	Hall, Glenn	G	STL
9	Howe, Gordie	RW	DET
3	Howell, Harry	D	NYR
10	Hull, Bobby	LW	CHI
6	Laperriere, Jacques	D	MTL
22	Marshall, Don	LW	NYR
21	Mikita, Stan	C	CHI
5	Orr, Bobby	D	BOS
2	Pilote, Pierre	D	CHI
15	Rocheffort, Leon	RW	PHI
24	Sawchuk, Terry	G	LAK
12	Schinkel, Ken	RW	PIT
14	Tremblay, J.C.	D	MTL
7	Ullman, Norm	C	DET
17	Wharram, Kenny	RW	CHI

Summary

First Period

1. Toronto Oliver (Mahovlich, Hillman) 5:56
2. All-Stars Mikita (B. Hull, Temblay) 19:53 (SH)
Penalties: Stenkowski (TOR), holding, 14:10; Howell (NHL), holding, 17:54

Second Period

3. All-Stars Wharram (Mikita) 0:35
4. Toronto Stanley (Stenkowski, Carleton) 7:56
5. Toronto Stenkowski (Carleton, Rupp) 16:36
Penalties: Howe (NHL), tripping, 3:53

Third Period

6. Toronto Ellis (Mahovlich, Hillman) 3:31 (GWG)
7. All-Stars Ullman (Howe, Orr) 8:23
Penalties: Howe (NHL), roughing, 14:42; Walton (TOR), roughing, 14:42

Shots on Goal

Toronto (41) 9 – 18 – 14
All-Stars (40) 19 – 11 – 10

Goaltenders

Toronto Gamble (1st and 2nd), Smith (3rd)
All-Stars Giacomini (1st), Sawchuk (2nd), Hall (3rd)

MVP: Bruce Gamble

Referee: Bill Friday

Linespersons: Brent Casselman, Pat Shetler

Attendance: 15,753

20TH NHL ALL-STAR GAME

Montreal Canadiens 3, NHL All-Stars 0
Montreal Forum, Montreal
Jan. 18, 1967

Montreal Canadiens

Coach: Toe Blake, MTL

No.	Player	P	Team
6	Backstrom, Ralph	C	MTL
20	Balon, Dave	LW	MTL
30	Bauman, Gary	G	MTL
18	Boudrias, Andre	LW	MTL
12	Cournoyer, Yvan	RW	MTL
8	Duff, Dick	LW	MTL
22	Ferguson, John	LW	MTL
19	Harper, Terry	D	MTL
10	Harris, Ted	D	MTL
1	Hodge, Charlie	G	MTL
2	Laperriere, Jacques	D	MTL
11	Larose, Claude	RW	MTL
23	Price, Noel	D	MTL
14	Provost, Claude	RW	MTL
16	Richard, Henri	C	MTL
15	Rousseau, Bobby	RW	MTL
17	Talbot, Jean-Guy	D	MTL
21	Tremblay, Gilles	LW	MTL
3	Tremblay, J.C.	D	MTL

NHL All-Stars

Coach: Sid Abel, DET

No.	Player	P	Team
10	Delvecchio, Alex	C	DET
24	Giacomini, Ed	G	NYR
15	Gilbert, Rod	RW	NYR
1	Hall, Glenn	G	CHI
9	Howe, Gordie	RW	DET
3	Howell, Harry	D	NYR
11	Hull, Bobby	LW	CHI
14	Keon, Dave	C	TOR
22	Mahovlich, Frank	LW	TOR
21	Mikita, Stan	C	CHI
8	Nevin, Bob	RW	NYR
4	Neilson, Jim	D	NYR
16	Oliver, Murray	C	BOS
18	Pilote, Pierre	D	CHI
2	Stanley, Allan	D	TOR
12	Stapleton, Pat	D	CHI
7	Ullman, Norm	C	DET

Summary

First Period

1. Montreal Richard (Rousseau, Harper) 14:03 (GWG)
2. Montreal Ferguson (Larose) 15:59
Penalties: None

Second Period

Goals: None
Penalties: Howell (NHL), kneeing, 6:58; Richard (MTL), tripping, 7:19;
Ferguson (MTL), roughing, 10:00

Third Period

3. Montreal Ferguson (Richard, Rousseau) 19:52
Penalties: None

Shots on Goal

Montreal (30) 14 – 7 – 9
All-Stars (35) 10 – 10 – 15

Goaltenders

Montreal Hodge (40:00), Bauman (20:00)
All-Stars Hall (30:00), Giacomini (30:00)

MVP: Henri Richard

Referee: Vern Buffey

Linespersons: Neil Armstrong, Matt Pavelich

Attendance: 14,284

19TH NHL ALL-STAR GAME
 NHL All-Stars 5, Montreal Canadiens 2
 Montreal Forum, Montreal
 Oct. 20, 1965

NHL All-Stars

Coach: Billy Reay, CHI

No.	Player	P	Team
2	Baun, Bobby	D	TOR
21	Bucyk, Johnny	LW	BOS
10	Delvecchio, Alex	C	DET
11	Ellis, Ron	RW	TOR
4	Gadsby, Bill	D	DET
15	Gilbert, Rod	RW	NYR
6	Green, Ted	D	BOS
12	Hadfield, Vic	LW	NYR
24	Hall, Glenn	G	CHI
9	Howe, Gordie	RW	DET
3	Howell, Harry	D	NYR
7	Hull, Bobby	LW	CHI
22	Mahovlich, Frank	LW	TOR
14	Mohns, Doug	D	CHI
23	Nesterenko, Eric	RW	CHI
16	Oliver, Murray	C	BOS
18	Pilote, Pierre	D	CHI
5	Pronovost, Marcel	D	DET
8	Ullman, Norm	C	DET

Montreal Canadiens

Coach: Toe Blake, MTL

No.	Player	P	Team
6	Backstrom, Ralph	C	MTL
20	Balon, Dave	LW	MTL
4	Beliveau, Jean	C	MTL
24	Berenson, Red	C	MTL
8	Duff, Dick	LW	MTL
22	Ferguson, John	LW	MTL
19	Harper, Terry	D	MTL
10	Harris, Ted	D	MTL
1	Hodge, Charlie	G	MTL
2	Laperriere, Jacques	D	MTL
11	Larose, Claude	RW	MTL
14	Provost, Claude	RW	MTL
16	Richard, Henri	C	MTL
26	Roberts, Jim	RW	MTL
15	Rousseau, Bobby	RW	MTL
17	Talbot, Jean-Guy	D	MTL
21	Tremblay, Gilles	LW	MTL
3	Tremblay, J.C.	D	MTL
30	Worsley, Gump	G	MTL

Summary

First Period

Goals: None

Penalties: Gadsby (NHL), interference, 0:48; Beliveau (MTL), hooking, 7:13; Harris (MTL), interference, 9:48; Larose (MTL), boarding, 13:27; Pronovost (NHL), holding, 16:08; Harris (MTL), holding, 16:33

Second Period

1. Montreal Beliveau (Duff, Rousseau) 6:48
 2. Montreal Laperriere (Backstrom, Larose) 11:00
 3. All-Stars Ullman (Hull, Howe) 12:40
 4. All-Stars Hull (Howe, Oliver) 16:35 (PP)
 5. All-Stars Howe (Ullman, Baun) 19:19 (GWG)
 Penalties: Balon (MTL), holding, 16:31

Third Period

6. All-Stars Bucyk (Gadsby, Oliver) 10:01
 7. All-Stars Howe (unassisted) 18:39 (SH)
 Penalties: Ellis (NHL), boarding, 6:20; Ferguson (MTL), elbowing, 11:57; Howell (NHL), hooking, 14:31; Howell (NHL), slashing, 18:31

Shots on Goal
 All-Stars (25) 8 – 12 – 5
 Montreal (41) 13 – 14 – 14

Goaltenders

All-Stars Hall (60:00)
 Montreal Worsley (30:46), Hodge (29:14)

MVP: Gordie Howe
 Referee: Art Skov
 Linespersons: Neil Armstrong, Matt Pavelich
 Attendance: 14,284

18TH NHL ALL-STAR GAME

NHL All-Stars 3, Toronto Maple Leafs 2
 Maple Leaf Gardens, Toronto
 Oct. 10, 1964

NHL All-Stars

Coach: Sid Abel, DET

No.	Player	P	Team
4	Beliveau, Jean	C	MTL
23	Boivin, Leo	D	BOS
22	Bucyk, Johnny	LW	BOS
10	Delvecchio, Alex	C	DET
12	Gilbert, Rod	RW	NYR
1	Hall, Glenn	G	CHI
20	Henry, Camille	C	NYR
25	Hodge, Charlie	G	MTL
9	Howe, Gordie	RW	DET
3	Howell, Harry	D	NYR
7	Hull, Bobby	LW	CHI
2	Laperriere, Jacques	D	MTL
21	Mikita, Stan	C	CHI
15	Oliver, Murray	C	BOS
11	Pilote, Pierre	D	CHI
16	Provost, Claude	RW	MTL
8	Ullman, Norm	C	DET
5	Vasko, Elmer	D	CHI

Toronto Maple Leafs

Coach: Punch Imlach, TOR

No.	Player	P	Team
10	Armstrong, George	RW	TOR
9	Bathgate, Andy	RW	TOR
21	Baun, Bobby	D	TOR
1	Bower, Johnny	G	TOR
2	Brewer, Carl	D	TOR
19	Douglas, Kent	D	TOR
8	Ehman, Gerry	RW	TOR
11	Ellis, Ron	RW	TOR
15	Harris, Billy	C	TOR
22	Hillman, Larry	D	TOR
7	Horton, Tim	D	TOR
14	Keon, Dave	C	TOR
27	Mahovlich, Frank	LW	TOR
17	McKenney, Don	C	TOR
18	Pappin, Jim	RW	TOR
20	Pulford, Bob	LW	TOR
24	Sawchuk, Terry	G	TOR
23	Shack, Eddie	RW	TOR
12	Stewart, Ron	RW	TOR

Summary

First Period

Goals: None

Penalties: Bathgate (TOR), holding, 1:05; Howell (NHL), charging, 7:25; Baun (TOR), cross-checking, 15:38; Douglas (TOR), interference, 17:42; Oliver, (NHL), high-sticking, 17:42

Second Period

- All-Stars Boivin (Laperriere, Oliver) 10:47
 - Toronto Douglas (Bathgate, Mahovlich) 11:45 (PP)
 - All-Stars Beliveau (Hull, Howe) 13:52
- Penalties: Laperriere (NHL), interference, 2:27; Mikita (NHL), roughing, 9:43; Baun (NHL), roughing, 9:43; Howell (NHL), hooking, 11:03; Hodge (NHL), holding the puck, 15:31

Third Period

- All-Stars Oliver (Bucyk, Howell) 6:11 (GWG)
 - Toronto Pappin (Ehman) 13:35
- Penalties: Stewart (TOR), interference, 5:32; Pilote (NHL), holding, 5:43; Douglas (TOR), interference, 8:35; Provost (NHL), hooking, 10:51

Shots on Goal

All-Stars (32) 9 – 14 – 9
 Toronto (28) 8 – 8 – 12

Goaltenders

All-Stars Hall (29:43), Hodge (30:17)
 Toronto Bower (29:43), Sawchuk (30:17)

MVP: Jean Beliveau

Referee: John Ashley

Linespersons: Neil Armstrong, Matt Pavelich

Attendance: 14,232

17TH NHL ALL-STAR GAME

Toronto Maple Leafs 3, NHL All-Stars 3
 Maple Leaf Gardens, Toronto
 Oct. 5, 1963

Toronto Maple Leafs

Coach: Punch Imlach, TOR

No.	Player	P	Team
10	Armstrong, George	RW	TOR
21	Baun, Bobby	D	TOR
1	Bower, Johnny	G	TOR
19	Douglas, Kent	D	TOR
9	Duff, Dick	LW	TOR
15	Harris, Billy	C	TOR
22	Hillman, Larry	D	TOR
7	Horton, Tim	D	TOR
4	Kelly, Red	C	TOR
14	Keon, Dave	C	TOR
25	Litzenberger, Ed	RW	TOR
27	Mahovlich, Frank	LW	TOR
8	MacMillan, John	RW	TOR
11	Nevin, Bob	RW	TOR
20	Pulford, Bob	LW	TOR
23	Shack, Eddie	RW	TOR
24	Simmons, Don	G	TOR
26	Stanley, Allan	D	TOR
12	Stewart, Ron	RW	TOR

NHL All-Stars

Coach: Sid Abel, DET

No.	Player	P	Team
8	Bathgate, Andy	RW	NYR
19	Beliveau, Jean	C	MTL
17	Bucyk, Johnny	LW	BOS
10	Delvecchio, Alex	C	DET
5	Geoffrion, Bernie	RW	MTL
1	Hall, Glenn	G	CHI
12	Henry, Camille	C	NYR
9	Howe, Gordie	RW	DET
11	Howell, Harry	D	NYR
7	Hull, Bobby	LW	CHI
20	Johnson, Tom	D	BOS
15	Oliver, Murray	C	BOS
3	Pilote, Pierre	D	CHI
18	Prentice, Dean	LW	BOS
2	Pronovost, Marcel	D	DET
14	Provost, Claude	RW	MTL
16	Richard, Henri	C	MTL
24	Sawchuk, Terry	G	DET
6	Ullman, Norm	C	DET
4	Vasko, Elmer	D	CHI

Summary

First Period

- Toronto Mahovlich (Armstrong, Baun) 2:22
 - All-Stars Richard (Henry, Howe) 4:08 (PP)
 - Toronto Mahovlich (Keon, Litzenberger) 12:11
 - All-Stars Hull (Geoffrion) 19:27 (PP)
- Penalties: Stanley (TOR), holding, 2:42; Howell (NHL), holding, 15:18; Duff (TOR), holding, 18:15

Second Period

Goals: None
 Penalties: Pronovost (NHL), tripping, 11:47; Horton (TOR), holding, 16:32; Baun (TOR), cross-checking, 18:55; Hull (NHL), high-sticking, 19:27; Horton (TOR), high-sticking, 19:27

Third Period

- Toronto Litzenberger (Mahovlich, Kelly) 2:56
 - All-Stars Pronovost (Bucyk, Oliver) 3:23 (GTG)
- Penalties: Stanley (TOR), hooking, 17:04

Shots on Goal

Toronto (36) 12 – 10 – 14
 All-Stars (38) 14 – 12 – 12

Goaltenders

Toronto Bower (40:00), Simmons (20:00)
 All-Stars Hall (31:03), Sawchuk (28:57)

MVP: Frank Mahovlich

Referee: Frank Udvari

Linespersons: Neil Armstrong, Matt Pavelich

Attendance: 14,034

16TH NHL ALL-STAR GAME

Toronto Maple Leafs 4, NHL All-Stars 1
Maple Leaf Gardens, Toronto
Oct. 6, 1962

Toronto Maple Leafs

Coach: Punch Imlach, TOR

No.	Player	P	Team
10	Armstrong, George	RW	TOR
21	Baun, Bobby	D	TOR
1	Bower, Johnny	G	TOR
2	Brewer, Carl	D	TOR
19	Douglas, Kent	D	TOR
9	Duff, Dick	LW	TOR
15	Harris, Billy	C	TOR
22	Hillman, Larry	D	TOR
7	Horton, Tim	D	TOR
4	Kelly, Red	C	TOR
14	Keon, Dave	C	TOR
25	Litzenberger, Ed	RW	TOR
27	Mahovlich, Frank	LW	TOR
24	MacMillan, John	RW	TOR
11	Nevin, Bob	RW	TOR
20	Pulford, Bob	LW	TOR
23	Shack, Eddie	RW	TOR
26	Stanley, Allan	D	TOR
12	Stewart, Ron	RW	TOR

NHL All-Stars

Coach: Rudy Pilous, CHI

No.	Player	P	Team
12	Backstrom, Ralph	C	MTL
6	Bathgate, Andy	RW	NYR
20	Boivin, Leo	D	BOS
10	Delvecchio, Alex	C	DET
18	Evans, Jack	D	DET
5	Geoffrion, Bernie	RW	MTL
1	Hall, Glenn	G	CHI
2	Harvey, Doug	D	NYR
9	Howe, Gordie	RW	DET
11	Hull, Bobby	LW	CHI
17	McKenney, Don	C	BOS
19	Mohns, Doug	D	BOS
3	Pilote, Pierre	D	CHI
1	Plante, Jacques	G	MTL
14	Provost, Claude	RW	MTL
4	Talbot, Jean-Guy	D	MTL
7	Ullman, Norm	D	DET
1	Worsley, Gump	G	NYR

Summary

First Period

1. Toronto Duff (Douglas, Armstrong) 5:22 (PP)
2. All-Stars Howe (Delvecchio, Pilote) 7:26 (PP)
3. Toronto Pulford (Stewart) 10:45 (GWG)
4. Toronto Mahovlich (Stanley) 13:03
5. Toronto Shack (Keon) 19:32
Penalties: Mohns (NHL), tripping, 4:32; Nevin (TOR), tripping, 6:16; McKenzie (NHL), roughing, 12:41; Brewer (TOR), roughing, 12:41; Howe (NHL), roughing, 15:39; Shack (TOR), roughing, 15:39

Second Period

Goals: None
Penalties: Kelly (TOR), tripping, 1:56; Howe (NHL), hooking, 16:33; Brewer (TOR), holding, 18:30

Third Period

Goals: None
Penalties: Baun (TOR), charging, 13:03; Boivin (NHL), holding, 17:35; Shack (TOR), slashing, 19:21

Shots on Goal

Toronto (36) 16 – 10 – 10
All-Stars (33) 10 – 12 – 11

Goaltenders

Toronto Bower (60:00)
All-Stars Plante (1st), Hall (2nd), Worsley (3rd)

MVP: Eddie Shack

Referee: Eddie Powers

Linespersons: Matt Pavelich, Ron Wicks

Attendance: 14,236

15TH NHL ALL-STAR GAME

NHL All-Stars 3, Chicago Black Hawks 1
Chicago Stadium, Chicago
Oct. 7, 1961

NHL All-Stars

Coach: Sid Abel, DET

No.	Player	P	Team
6	Bathgate, Andy	RW	NYR
20	Boivin, Leo	D	BOS
1	Bower, Johnny	G	TOR
10	Delvecchio, Alex	C	DET
5	Geoffrion, Bernie	RW	MTL
4	Goyette, Phil	C	MTL
2	Harvey, Doug	D	NYR
18	Horton, Tim	D	TOR
9	Howe, Gordie	RW	DET
8	Mahovlich, Frank	LW	TOR
12	Marshall, Don	LW	MTL
17	McKenney, Don	C	BOS
19	Mohns, Doug	D	BOS
15	Prentice, Dean	LW	NYR
3	Pronovost, Marcel	D	DET
14	Provost, Claude	RW	MTL
16	Richard, Henri	C	MTL
7	Ullman, Norm	C	DET
1	Worsley, Gump	G	NYR

Chicago Black Hawks

Coach: Rudy Pilous, CHI

No.	Player	P	Team
5	Evans, Jack	D	CHI
6	Fleming, Reggie	LW	CHI
1	Hall, Glenn	G	CHI
7	Hall, Murray	C	CHI
11	Hay, Billy	C	CHI
9	Horvath, Bronco	C	CHI
16	Hull, Bobby	LW	CHI
18	Maki, Chico	RW	CHI
14	McDonald, Ab	LW	CHI
12	Melnyk, Gerry	C	CHI
10	Murphy, Ron	LW	CHI
15	Nesterenko, Eric	RW	CHI
3	Pilote, Pierre	D	CHI
19	St. Laurent, Dollard	D	CHI
2	Turner, Bob	D	CHI
4	Vasko, Elmer	D	CHI
17	Wharram, Kenny	RW	CHI

Summary

First Period

1. All-Stars Delvecchio (Howe, Ullman) 11:37
Penalties: Mahovlich (NHL), holding, 8:26; Hay (Chicago), hooking, 15:02; Vasko (CHI), boarding, 19:15

Second Period

2. All-Stars McKenzie (Bathgate, Pronovost) 2:37 (GWG)
3. Chicago Nesterenko (Hull, Pilote) 6:26 (PP)
4. All-Stars Howe (Delvecchio, Ullman) 12:38
Penalties: Goyette (NHL), holding, 4:46; Mahovlich (NHL), high-sticking, 7:36; Mahovlich (NHL), roughing, 7:36; Nesterenko (CHI), high-sticking, 7:36; Nesterenko (CHI), holding, 16:21; McKenzie (NHL), holding, 19:47

Third Period

Goals: None

Penalties: Pilote (CHI), hooking, 1:38; Richard (NHL), holding, 11:49; Hull (CHI), interference, 19:24

Shots on Goal

All-Stars (35) 11 – 13 – 11

Chicago (23) 6 – 9 – 8

Goaltenders

All-Stars Bower (30:00), Worsley (30:00)

Chicago Hall (60:00)

Referee: Frank Udvari

Linespersons: Neil Armstrong, George Hayes

Attendance: 14,534

14TH NHL ALL-STAR GAME

NHL All-Stars 2, Montreal Canadiens 1

Montreal Forum, Montreal

Oct. 1, 1960

NHL All-Stars

Coach: Punch Imlach, TOR

No.	Player	P	Team
2	Armstrong, Bob	D	BOS
10	Bathgate, Andy	RW	NYR
14	Gadsby, Bill	D	NYR
1	Hall, Glenn	G	CHI
11	Hay, Billy	C	CHI
12	Hebenton, Andy	RW	NYR
6	Horvath, Bronco	D	BOS
9	Howe, Gordie	RW	DET
16	Hull, Bobby	LW	CHI
4	Kelly, Red	D	TOR
19	Mahovlich, Frank	LW	TOR
17	McKenney, Don	C	BOS
5	Pilote, Pierre	D	CHI
3	Pronovost, Marcel	D	DET
20	Pulford, Bob	LW	TOR
18	Stanley, Allan	D	TOR
7	Stasiuk, Vic	LW	BOS
15	Sullivan, Red	C	NYR
8	Ullman, Norm	C	DET

Montreal Canadiens

Coach: Toe Blake, MTL

No.	Player	P	Team
6	Backstrom, Ralph	C	MTL
4	Beliveau, Jean	C	MTL
18	Bonin, Marcel	LW	MTL
5	Geoffrion, Bernie	RW	MTL
2	Harvey, Doug	D	MTL
8	Hicke, Bill	RW	MTL
10	Johnson, Tom	D	MTL
19	Langlois, Al	D	MTL
22	Marshall, Don	LW	MTL
12	Moore, Dickie	RW	MTL
1	Plante, Jacques	G	MTL
23	Pronovost, Andre	LW	MTL
24	Provost, Claude	RW	MTL
16	Richard, Henri	C	MTL
17	Talbot, Jean-Guy	D	MTL
11	Turner, Bob	D	MTL

Summary

First Period

Goals: None

Penalties: Talbot (MTL), cross-checking, 7:22

Second Period

1. All-Stars Mahovlich (Pilote, Kelly) 0:40

2. Montreal Provost (Backstrom, Pronovost) 11:40

3. All-Stars Hebenton (Sullivan) 15:15 (SH, GWG)

Penalties: Sullivan (NHL), hooking, 12:17; Hull (NHL), holding, 14:47;

Johnson (MTL), holding, 17:03

Third Period

Goals: None

Penalties: Hicke (MTL), hooking, 2:58; Gadsby (NHL), holding, 5:44;

Pilote (NHL), tripping, 6:54; Harvey (MTL), interference, 10:20

Shots on Goal

All-Stars (27) 7 – 10 – 10

Montreal (26) 9 – 8 – 9

Goaltenders

All-Stars Hall (60:00)

Montreal Plante (60:00)

Referee: Ed Powers

Linespersons: Neil Armstrong, George Hayes

Attendance: 13,949

13TH NHL ALL-STAR GAME

Montreal Canadiens 6, NHL All-Stars 1

Montreal Forum, Montreal

Oct. 3, 1959

Montreal Canadiens

Coach: Toe Blake, MTL

No.	Player	P	Team
6	Backstrom, Ralph	C	MTL
4	Beliveau, Jean	C	MTL
18	Bonin, Marcel	LW	MTL
5	Geoffrion, Bernie	RW	MTL
20	Goyette, Phil	C	MTL
2	Harvey, Doug	D	MTL
8	Hicke, Bill	RW	MTL
10	Johnson, Tom	D	MTL
19	Langlois, Al	D	MTL
22	Marshall, Don	LW	MTL
15	McDonald, Ab	LW	MTL
12	Moore, Dickie	RW	MTL
1	Plante, Jacques	G	MTL
23	Pronovost, Andre	LW	MTL
14	Provost, Claude	RW	MTL
16	Richard, Henri	C	MTL
9	Richard, Maurice	RW	MTL
21	Tremblay, J.C.	D	MTL
11	Turner, Bob	D	MTL

NHL All-Stars

Coach: Punch Imlach, TOR

No.	Player	P	Team
24	Armstrong, George	RW	TOR
8	Bathgate, Andy	RW	NYR
5	Brewer, Carl	D	TOR
10	Delvecchio, Alex	C	DET
14	Flaman, Fern	D	BOS
4	Gadsby, Bill	D	NYR
9	Howe, Gordie	RW	DET
17	Litzenberger, Ed	RW	CHI
15	Mahovlich, Frank	LW	TOR
18	McKenney, Don	C	BOS
19	Mohs, Doug	D	BOS
16	Olmstead, Bert	LW	TOR
3	Pronovost, Marcel	D	DET
1	Sawchuk, Terry	G	DET
7	Sullivan, Red	C	NYR
11	Toppazzini, Jerry	RW	BOS

Summary

First Period

Goals: None
Penalties: None

Second Period

1. Montreal Beliveau (Hicke, Harvey) 4:25
2. Montreal McDonald (Backstrom, Geoffrion) 13:43 (GWG)
3. All-Stars McKenney (Litzenberger) 18:30
Penalties: None

Third Period

4. Montreal Moore (H. Richard, Johnson) 7:44
5. Montreal H. Richard (Moore, Harvey) 9:31
6. Montreal Beliveau (Hicke, Bonin) 11:54
7. Montreal Pronovost (Harvey) 15:51
Penalties: Tremblay (MTL), holding, 8:43; Bathgate (NHL), hooking, 9:21;
Turner (MTL), tripping, 12:45

Shots on Goal

Montreal (33) 9 – 14 – 10
All-Stars (35) 14 – 16 – 5

Goaltenders

Montreal Plante (60:00)
All-Stars Sawchuk (60:00)

Referee: Frank Udvari
Linespersons: Bob Frampton, George Hayes
Attendance: 13,818

12TH NHL ALL-STAR GAME

Montreal Canadiens 6, NHL All-Stars 3
Montreal Forum, Montreal
Oct. 4, 1958

Montreal Canadiens

Coach: Toe Blake, MTL

No.	Player	P	Team
6	Backstrom, Ralph	C	MTL
4	Beliveau, Jean	C	MTL
18	Bonin, Marcel	LW	MTL
21	Cushenan, Ian	D	MTL
5	Geoffrion, Bernie	RW	MTL
20	Goyette, Phil	C	MTL
2	Harvey, Doug	D	MTL
10	Johnson, Tom	D	MTL
22	Marshall, Don	LW	MTL
15	McDonald, Ab	LW	MTL
12	Moore, Dickie	RW	MTL
1	Plante, Jacques	G	MTL
23	Pronovost, Andre	LW	MTL
14	Provost, Claude	RW	MTL
16	Richard, Henri	C	MTL
9	Richard, Maurice	RW	MTL

NHL All-Stars

Coach: Milt Schmidt, BOS

No.	Player	P	Team
8	Bathgate, Andy	RW	NYR
10	Delvecchio, Alex	C	DET
16	Duff, Dick	LW	TOR
14	Flaman, Fern	D	BOS
4	Gadsby, Bill	D	NYR
1	Hall, Glenn	G	CHI
15	Harris, Billy	C	TOR
12	Henry, Camille	C	NYR
9	Howe, Gordie	RW	DET
5	Kelly, Red	D	DET
17	Litzenberger, Ed	RW	CHI
18	McKenney, Don	C	BOS
19	Mohns, Doug	D	BOS
3	Pronovost, Marcel	D	DET
24	St. Laurent, Dollard	D	CHI
7	Sullivan, Red	C	NYR
11	Toppazzini, Jerry	RW	BOS

Summary

First Period

1. Montreal M. Richard (Harvey, Moore) 9:19 (PP)
2. Montreal Geoffrion (H. Richard) 16:20
Penalties: Henry (NHL), illegal substitution, 7:29; Harvey (MTL),
interference, 11:41

Second Period

3. Montreal Marshall (Provost) 2:33 (SH)
4. Montreal H. Richard (Talbot, Moore) 5:08 (GWG)
5. All-Stars Pulford (Toppazzini, Harris) 11:39
Penalties: Turner (MTL), holding, 2:24

Third Period

6. All-Stars Bathgate (Litzenberger, Henry) 3:55
7. Montreal McDonald (Provost, Marshall) 7:43 (PP)
8. All-Stars Bathgate (Pulford, Sullivan) 13:54 (PP)
9. Montreal M. Richard (Moore, H. Richard) 16:04
Penalties: Mohns (NHL), hooking, 4:25; Duff (NHL), tripping, 7:36;
Provost (MTL), hooking, 12:52

Shots on Goal

Montreal (39) 17 – 11 – 11
All-Stars (27) 7 – 8 – 12

Goaltenders

Montreal Plante (60:00)
All-Stars Hall (60:00)

Referee: Eddie Powers
Linespersons: George Hayes, William Morrison
Attendance: 13,989

11TH NHL ALL-STAR GAME
 NHL All-Stars 5, Montreal Canadiens 3
 Montreal Forum, Montreal
 Oct. 5, 1957

NHL All-Stars

Coach: Milt Schmidt, BOS

No.	Player	P	Team
17	Armstrong, George	RW	TOR
5	Bathgate, Andy	RW	NYR
12	Chevrefils, Real	LW	BOS
10	Delvecchio, Alex	C	DET
8	Duff, Dick	LW	TOR
14	Flaman, Fern	D	BOS
24	Gadsby, Bill	D	NYR
1	Hall, Glenn	G	DET
9	Howe, Gordie	RW	DET
4	Kelly, Red	D	DET
7	Lindsay, Ted	LW	DET
11	Litzenberger, Ed	RW	CHI
18	McKenney, Don	C	BOS
16	Migay, Rudy	C	TOR
3	Morrison, Jim	D	TOR
15	Prentice, Dean	LW	NYR
6	Pronovost, Marcel	D	DET
19	Stanley, Allan	D	BOS

Montreal Canadiens

Coach: Toe Blake, MTL

No.	Player	P	Team
4	Beliveau, Jean	C	MTL
18	Bonin, Marcel	LW	MTL
6	Curry, Floyd	RW	MTL
20	Goyette, Phil	C	MTL
2	Harvey, Doug	D	MTL
10	Johnson, Tom	D	MTL
22	Marshall, Don	LW	MTL
12	Moore, Dickie	RW	MTL
15	Olmstead, Bert	LW	MTL
1	Plante, Jacques	G	MTL
23	Pronovost, Andre	LW	MTL
14	Provost, Claude	RW	MTL
16	Richard, Henri	C	MTL
9	Richard, Maurice	RW	MTL
19	St. Laurent, Dollard	D	MTL
8	Smrke, Stan	LW	MTL
17	Talbot, Jean-Guy	D	MTL
11	Turner, Bob	D	MTL

Summary

First Period

1. All-Stars Kelly (unassisted) 1:06
 2. Montreal M. Richard (H. Richard, Moore) 10:53
 3. All-Stars Stanley (Prentice, Migay) 19:55 (SH)
 Penalties: Migay (NHL), hooking, 5:36; Talbot (MTL), high-sticking, 14:25;
 Howe, (NHL), hooking, 15:55; Harvey (MTL), holding, 16:05; Howe
 (NHL), interference, 19:14

Second Period

4. Montreal Olmstead (Johnson) 0:33 (PP)
 5. Montreal Smrke (Bonin) 9:13
 6. All-Stars Bathgate (Litzenberger, Prentice) 18:14
 Penalties: Talbot (MTL), holding, 5:54; Chevrefils (NHL), hooking, 12:36;
 Johnson (MTL), holding, 18:59

Third Period

7. All-Stars Howe (Chevrefils, Morrison) 8:11 (PP, GWG)
 8. All-Stars Prentice (Bathgate, Litzenberger) 16:50
 Penalties: Flaman (NHL), holding, 5:48; Olmstead (MTL), spearing, 6:24;
 Flaman (NHL), interference, 9:46

Shots on Goal

All-Stars (38) 14 – 12 – 12
 Montreal (32) 10 – 13 – 9

Goaltenders
 All-Stars Hall (60:00)
 Montreal Plante (60:00)

Referee: Red Storey
 Linespersons: Doug Davies, William Morrison
 Attendance: 13,095

10TH NHL ALL-STAR GAME

Montreal Canadiens 1, NHL All-Stars 1
 Montreal Forum, Montreal
 Oct. 9, 1956

Montreal Canadiens

Coach: Toe Blake, MTL

No.	Player	P	Team
4	Beliveau, Jean	C	MTL
6	Curry, Floyd	RW	MTL
5	Geoffrion, Bernie	RW	MTL
2	Harvey, Doug	D	MTL
10	Johnson, Tom	D	MTL
8	Leclair, Jack	C	MTL
22	Marshall, Don	LW	MTL
12	Moore, Dickie	RW	MTL
15	Olmstead, Bert	LW	MTL
1	Plante, Jacques	G	MTL
14	Provost, Claude	RW	MTL
16	Richard, Henri	C	MTL
9	Richard, Maurice	RW	MTL
19	St. Laurent, Dollard	D	MTL
17	Talbot, Jean-Guy	D	MTL
11	Turner, Bob	D	MTL

NHL All-Stars

Coach: Jimmy Skinner, DET

No.	Player	P	Team
10	Armstrong, George	RW	TOR
5	Bolton, Hughie	D	TOR
19	Creighton, Dave	C	NYR
8	Delvecchio, Alex	C	DET
6	Duff, Dick	LW	TOR
14	Flaman, Fern	D	BOS
16	Gadsby, Bill	D	NYR
1	Hall, Glenn	G	DET
18	Hergesheimer, Wally	RW	CHI
4	Kelly, Red	D	DET
9	Labine, Leo	RW	BOS
7	Lindsay, Ted	LW	DET
11	Mickoski, Nick	LW	CHI
3	Morrison, Jim	D	TOR
2	Mortson, Gus	D	CHI
24	Sawchuk, Terry	G	BOS
12	Sloan, Tod	C	TOR
20	Sullivan, Red	C	CHI
15	Wilson, Johnny	LW	CHI

Summary

First Period

Goals: None
 Penalties: Flaman (NHL), hooking, 1:42; Beliveau (MTL), cross-checking,
 7:44; Beliveau (MTL), interference, 18:29

Second Period

1. Montreal M. Richard (Olmstead, Harvey) 14:58 (PP)
 2. All-Stars Lindsay (Mortson) 18:48 (GTG)
 Penalties: Mortson (NHL), interference, 8:14; Sullivan (NHL), holding,
 14:25

Third Period

Goals: None
 Penalties: Labine (NHL), tripping, 2:17; Mortson (NHL), tripping, 9:42

Shots on Goal

Montreal (27) 10 – 8 – 9
All-Stars (28) 7 – 9 – 12

Goaltenders

Montreal Plante (60:00)
All-Stars Hall (29:30), Sawchuk (30:30)

Referee: Red Storey

Linespersons: Doug Davies, Bill Roberts

Attendance: 13,095

Second Period

1. Detroit Howe (Reibel, Delvecchio) 0:57 (PP)
2. Detroit Reibel (Howe, Lindsay) 5:43 (GWG)
Penalties: Corcoran (DET), holding, 6:40; Hollingworth (DET), high-sticking, 16:01

Third Period

3. All-Stars Harvey (Beliveau, Smith) 16:38
4. Detroit Reibel (Goldham, Lindsay) 19:33 (EN)
Penalties: Hollingworth (DET), tripping, 10:54; Harvey (NHL), boarding, 12:28

9TH NHL ALL-STAR GAME

Detroit Red Wings 3, NHL All-Stars 1
Olympia Stadium, Detroit
Oct. 2, 1955

Detroit Red Wings

Coach: Jimmy Skinner, DET

No.	Player	P	Team
20	Bucyk, John	LW	DET
14	Chevrefils, Real	LW	DET
21	Corcoran, Norm	C	DET
10	Delvecchio, Alex	C	DET
17	Dineen, Bill	RW	DET
5	Godfrey, Warren	D	DET
2	Goldham, Bob	D	DET
1	Hall, Glenn	G	DET
15	Hillman, Larry	D	DET
18	Hollingworth, Gord	D	DET
9	Howe, Gordie	RW	DET
4	Kelly, Red	D	DET
7	Lindsay, Ted	LW	DET
11	Pavelich, Marty	LW	DET
3	Pronovost, Marcel	D	DET
8	Reibel, Earl	C	DET
12	Sandford, Ed	LW	DET
19	Toppazzini, Jerry	RW	DET
16	Ullman, Norm	C	DET

NHL All-Stars

Coach: Dick Irvin, CHI

No.	Player	P	Team
1	Beliveau, Jean	C	MTL
3	Flaman, Fern	D	BOS
4	Geoffrion, Bernie	RW	MTL
2	Harvey, Doug	D	MTL
6	Labine, Leo	RW	BOS
8	Lewicki, Danny	LW	NYR
7	Litzenberger, Ed	RW	CHI
9	Lumley, Harry	G	TOR
20	Martin, Frank	D	CHI
10	Morrison, Jim	D	TOR
11	Mosdell, Kenny	C	MTL
12	Richard, Maurice	RW	MTL
15	Sawchuk, Terry	G	BOS
5	Smith, Sid	LW	TOR
14	Stanley, Allan	D	CHI
17	Stewart, Ron	RW	TOR
16	Sullivan, Red	C	CHI
18	Watson, Harry	LW	CHI

Summary

First Period

Goals: None

Penalties: Flaman (NHL), charging, 1:28; Corcoran (DET), interference, 8:46; Geoffrion (NHL), slashing, 9:04; Stewart (NHL), hooking, 10:32; Bucyk (DET), interference, 15:16; Stanley (NHL), holding, 16:14; Morrison (NHL), interference, 19:14

Shots on Goal

Detroit (44) 16 – 10 – 18
All-Stars (31) 4 – 16 – 11

Goaltenders

Detroit Hall (60:00)
All-Stars Lumley (32:10), Sawchuk (27:50)

Referee: Frank Udvari

Linespersons: George Hayes, William Morrison

Attendance: 10,111

8TH NHL ALL-STAR GAME

Detroit Red Wings 2, NHL All-Stars 2
Olympia Stadium, Detroit
Oct. 2, 1954

Detroit Red Wings

Coach: Jimmy Skinner, DET

No.	Player	P	Team
18	Allen, Keith	D	DET
20	Bonin, Marcel	LW	DET
15	Delvecchio, Alex	C	DET
17	Dineen, Bill	RW	DET
2	Goldham, Bob	D	DET
9	Howe, Gordie	RW	DET
4	Kelly, Red	D	DET
8	Leswick, Tony	LW	DET
7	Lindsay, Ted	LW	DET
11	Pavelich, Marty	LW	DET
19	Poile, Don	C	DET
3	Pronovost, Marcel	D	DET
10	Prystai, Metro	C	DET
14	Reibel, Earl	C	DET
1	Sawchuk, Terry	G	DET
12	Skov, Glen	C	DET
16	Wilson, Johnny	LW	DET
5	Woit, Benny	D	DET

NHL All-Stars

Coach: King Clancy, TOR

No.	Player	P	Team
14	Beliveau, Jean	C	MTL
4	Gadsby, Bill	D	CHI
5	Geoffrion, Bernie	RW	MTL
2	Harvey, Doug	D	MTL
18	Horton, Tim	D	TOR
10	Howell, Harry	D	NYR
12	Kennedy, Ted	C	TOR
1	Lumley, Harry	G	TOR
6	Mackell, Fleming	C	BOS
23	Mohns, Doug	D	BOS
3	Mortson, Gus	D	CHI
17	Mosdell, Kenny	C	MTL
11	Quackenbush, Bill	D	BOS
16	Raleigh, Don	C	NYR
9	Richard, Maurice	RW	MTL
1	Rollins, Al	G	CHI
20	Ronty, Paul	C	NYR
15	Sandford, Ed	LW	BOS
8	Smith, Sid	LW	TOR

Summary

First Period

1. Detroit Delvecchio (Lindsay, Reibel) 9:50 (PP)
2. Detroit Howe (Reibel, Kelly) 19:55 (PP)
Penalties: Mortson (NHL), hooking, 1:37; Bonin (DET), tripping, 5:48;
MacKell (NHL), tripping, 8:30; Bonin (DET), holding, 13:18; Howell (NHL),
holding, 18:03; Horton (NHL), hooking, 18:26

Second Period

3. All-Stars Mortson (Gadsby, Kennedy) 4:19 (PP)
4. All-Stars Mohns (Beliveau) 13:10 (GTG)
Penalties: Dineen (DET), interference, 4:01; Bonin (DET), high-sticking,
7:53; Howell (NHL), high-sticking, 7:53; Sandford (NHL), tripping, 13:27;
Mohns (NHL), crosschecking, 19:51

Third Period

Goals: None
Penalties: Lindsay (DET), tripping, 1:09; Mortson (NHL), holding, 3:57;
Woit (DET), tripping, 9:09

Goaltenders

Detroit Sawchuk (60:00)
All-Stars Lumley (30:59), Rollins (29:01)

Referee: Bill Chadwick

Linespersons: George Hayes, Doug Young

Attendance: 10,689

7TH NHL ALL-STAR GAME

NHL All-Stars 3, Montreal Canadiens 1
Montreal Forum, Montreal
Oct. 3, 1953

NHL All-Stars

Coach: Lynn Patrick, BOS

No.	Player	P	Team
15	Delvecchio, Alex	C	DET
14	Gadsby, Bill	D	CHI
11	Hergesheimer, Wally	RW	NYR
9	Howe, Gordie	RW	DET
4	Kelly, Red	D	DET
7	Lindsay, Ted	LW	DET
16	Mortson, Gus	D	CHI
12	Mosienko, Bill	RW	CHI
10	Prystai, Metro	C	DET
3	Quackenbush, Bill	D	BOS
17	Reise, Leo	D	NYR
18	Ronty, Paul	C	NYR
6	Sandford, Ed	LW	BOS
1	Sawchuk, Terry	G	DET
8	Smith, Sid	LW	TOR
2	Thomson, Jimmy	D	TOR
24	Watson, Harry	LW	TOR

Montreal Canadiens

Coach: Dick Irvin, MTL

No.	Player	P	Team
4	Beliveau, Jean	C	MTL
2	Bouchard, Butch	D	MTL
6	Curry, Floyd	RW	MTL
22	Davis, Lorne	RW	MTL
8	Gamble, Dick	LW	MTL
5	Geoffrion, Bernie	RW	MTL
2	Harvey, Doug	D	MTL
10	Johnson, Tom	D	MTL
16	Lach, Elmer	C	MTL
14	MacKay, Baldy	LW	MTL
21	MacPherson, Bud	D	MTL
24	Mazur, Eddie	LW	MTL
17	McCormack, John	C	MTL
1	McNeil, Gerry	G	MTL
20	Meger, Paul	LW	MTL
12	Moore, Dickie	RW	MTL
18	Mosdell, Kenny	C	MTL
15	Olmstead, Bert	LW	MTL
9	Richard, Maurice	RW	MTL
19	St. Laurent, Dollard	D	MTL

Summary

First Period

1. All-Stars Hergesheimer (Ronty, Kelly) 4:06 (PP)
2. All-Stars Hergesheimer (Kelly) 5:25 (PP, GWG)
Penalties: Meger (MTL), interference, 4:00; McPherson (MTL), boarding,
4:37; Lindsay (NHL), hooking, 8:55

Second Period

Goals: None
Penalties: Mortson (NHL), tripping, 5:03; St. Laurent (MTL), interference,
11:28; Howe (NHL), holding, 12:52; Richard (MTL), slashing, 15:18;
Mosdell (MTL), crosschecking, 19:58

Third Period

3. Montreal Richard (Harvey, Beliveau) 4:30 (PP)
4. All-Stars Delvecchio (unassisted) 19:27 (EN)
Penalties: Kelly (NHL), fighting major, 2:34; Olmstead (MTL), fighting
major, 2:34; Smith (NHL), tripping, 3:30

Goaltenders

All-Stars Sawchuk (60:00)
Montreal McNeil (60:00)

Referee: Red Storey

Linespersons: Sam Babcock, Doug Davies

Attendance: 14,153

6TH NHL ALL-STAR GAME

First All-Star Team 1, Second All-Star Team 1
Olympia Stadium, Detroit
Oct. 5, 1952

First All-Star Team

Coach: Tommy Ivan, DET

No.	Player	P	Team
5	Creighton, Dave	C	BOS
14	Goldham, Bob	D	DET
2	Harvey, Doug	D	MTL
9	Howe, Gordie	RW	DET
4	Kelly, Red	D	DET
16	Lach, Elmer	C	MTL
15	Leswick, Tony	LW	DET
7	Lindsay, Ted	LW	DET
3	Mortson, Gus	D	TOR
12	Mosienko, Bill	RW	CHI
10	Pavelich, Marty	LW	DET
11	Quackenbush, Bill	D	BOS
1	Rayner, Chuck	G	NYR
8	Reise, Leo	D	NYR
6	Sandford, Ed	LW	BOS
1	Sawchuk, Terry	G	DET
21	Sinclair, Reg	RW	DET

Second All-Star Team

Coach: Dick Irvin, MTL

No.	Player	P	Team
11	Bouchard, Butch	D	MTL
3	Buller, Hy	D	NYR
6	Curry, Floyd	RW	MTL
12	Flaman, Fern	D	TOR
5	Geoffrion, Bernie	RW	MTL
1	Henry, Jim	G	BOS
10	Johnson, Tom	D	MTL
1	McNeil, Gerry	G	MTL
20	Meger, Paul	LW	MTL
14	Mosdell, Kenny	C	MTL
17	Reay, Billy	C	MTL
9	Richard, Maurice	RW	MTL
15	Schmidt, Milt	C	BOS
16	Sloan, Tod	C	TOR
24	Smith, Sid	LW	TOR
2	Thomson, Jimmy	D	TOR
4	Watson, Harry	LW	TOR

Summary

First Period

Goals: None

Penalties: Buller (2nd), interference, 0:23; Thomson (2nd), holding, 12:46; Richard (2nd), tripping, 18:03

Second Period

1. First Team Pavelich (Mosienko, Creighton) 9:57

Penalties: Sandford (1st), hooking, 3:51; Bouchard (2nd), hooking, 4:53; Thomson (2nd), tripping, 7:50; Thomson (2nd), interference, 16:39

Third Period

2. Second Team Richard (Buller) 1:36 (GTG)

Penalties: Howe (1st), holding, 6:34; Lach (1st), holding, 15:09

Goaltenders

First Sawchuk (60:00)

Second Henry (30:03), McNeil (30:32)

Referee: Bill Chadwick

Linespersons: George Hayes, Doug Young

Attendance: 10,680

5TH NHL ALL-STAR GAME

First All-Star Team 2, Second All-Star Team 2
Maple Leaf Gardens, Toronto
Oct. 9, 1951

First All-Star Team

Coach: Joe Primeau, TOR

No.	Player	P	Team
12	Bentley, Doug	LW	CHI
17	Bodnar, Gus	C	CHI
8	Dewsbury, Al	D	CHI
2	Eddolls, Frank	D	NYR
20	Fogolin, Sr., Lee	D	CHI
9	Howe, Gordie	RW	DET
4	Kelly, Red	D	DET
7	Lindsay, Ted	LW	DET
2	Lumley, Harry	G	CHI
23	Peirson, Johnny	RW	BOS
11	Quackenbush, Bill	D	BOS
5	Raleigh, Don	C	NYR
6	Sandford, Ed	LW	BOS
1	Sawchuk, Terry	G	DET
15	Schmidt, Milt	C	BOS
21	Sinclair, Reg	RW	NYR
16	Stewart, Gaye	LW	NYR

Second All-Star Team

Coach: Dick Irvin, MTL

No.	Player	P	Team
12	Abel, Sid	C	DET
7	Bentley, Max	C	TOR
11	Bouchard, Butch	D	MTL
6	Curry, Floyd	RW	MTL
10	Harvey, Doug	D	MTL
8	Kennedy, Ted	C	TOR
1	McNeil, Gerry	G	MTL
20	Meger, Paul	LW	MTL
3	Mortson, Gus	D	TOR
18	Mosdell, Kenny	C	MTL
1	Rayner, Chuck	G	NYR
3	Reise, Leo	D	DET
9	Richard, Maurice	RW	MTL
15	Sloan, Tod	C	TOR
24	Smith, Sid	LW	TOR
2	Thomson, Jimmy	D	TOR
4	Watson, Harry	LW	TOR

Summary

First Period

1. First Team Howe (Lindsay, Schmidt) 7:59 (PP)

Penalties: Curry (2nd), interference, 6:38; Eddolls (1st), hooking, 10:41; Sloan (2nd), hooking, 15:58

Second Period

2. Second Team Sloan (Watson, M. Bentley) 2:26 (PP)

3. First Team Peirson (Stewart, Raleigh) 16:49

Penalties: Raleigh (1st), hooking, 1:46; Lindsay (1st), slashing, 13:26

Third Period

4. Second Team Mosdell (Sloan, Mortson) 9:25 (GTG)

Penalties: Lindsay (1st), cross-checking, 1:25; Howe (1st), cross-checking, 5:53

Goaltenders

First Sawchuk (29:28), Lumley (30:32)

Second Rayner (29:28), McNeil (30:32)

Referee: Bill Chadwick

Linespersons: Sam Babcock, William Morrison

Attendance: 11,469

4TH NHL ALL-STAR GAME

Detroit Red Wings 7, NHL All-Stars 1
Olympia Stadium, Detroit
Oct. 8, 1950

Referee: George Gravel
Linespersons: George Hayes, Doug Young
Attendance: 9,166

Detroit Red Wings

Coach: Tommy Ivan, DET

No.	Player	P	Team
12	Abel, Sid	C	DET
19	Black, Steve	LW	DET
17	Carveth, Joe	RW	DET
18	Couture, Doc	C	DET
21	Fogolin, Sr., Lee	D	DET
8	Gee, George	C	DET
2	Goldham, Bob	D	DET
9	Howe, Gordie	RW	DET
4	Kelly, Red	D	DET
7	Lindsay, Ted	LW	DET
16	McFadden, Jim	C	DET
15	Pavelich, Marty	LW	DET
10	Peters, Jim	RW	DET
22	Pronovost, Marcel	D	DET
14	Prystai, Metro	C	DET
5	Reise, Leo	D	DET
1	Sawchuk, Terry	G	DET
11	Stewart, Gaye	LW	DET

NHL All-Stars

Coach: Lynn Patrick, BOS

No.	Player	P	Team
7	Bentley, Doug	LW	CHI
6	Bouchard, Butch	D	MTL
1	Broda, Turk	G	TOR
5	Harmon, Glen	D	MTL
12	Kennedy, Ted	C	TOR
10	Laprade, Edgar	C	NYR
18	Leswick, Tony	LW	NYR
3	Mortson, Gus	D	TOR
8	Mosienko, Bill	RW	CHI
23	Peirson, Johnny	RW	BOS
11	Quackenbush, Bill	D	BOS
1	Rayner, Chuck	G	NYR
9	Richard, Maurice	RW	MTL
20	Ronty, Paul	C	BOS
24	Smith, Sid	LW	TOR
2	Stewart, Jack	D	CHI
4	Thomson, Jimmy	D	TOR

Summary

First Period

1. Detroit Lindsay (Howe) 0:19
2. Detroit Lindsay (Abel) 17:12 (PP, GWG)
Penalties: Richard (AS), tripping, 7:57; Leswick (AS), falling on puck, 9:00; Abel (DET), holding, 9:15; Pronovost (DET), tripping, 11:45; Bentley (AS), interference 15:13; Leswick (AS), slashing, 16:54

Second Period

3. Detroit Howe (Lindsay, Kelly) 11:12
4. Detroit Peters (Kelly, Prystai) 18:36
5. Detroit Pavelich (Prystai, Peters) 19:44
Penalties: Couture (DET), spearing, 4:30

Third Period

6. Detroit Prystai (Pavelich) 7:36
7. Detroit Lindsay (unassisted) 14:28 (SH)
8. All-Stars Smith (Peirson) 18:27
Penalties: DET, too many men on ice (served by Peters), 5:03; G. Stewart (DET), interference, 13:10

Goaltenders

Detroit Sawchuk (60:00)
All-Stars Rayner (31:12), Broda (28:48)

3RD NHL ALL-STAR GAME

NHL All-Stars 3, Toronto Maple Leafs 1
Maple Leaf Gardens, Toronto
Oct. 10, 1949

NHL All-Stars

Coach: Tommy Ivan, DET

No.	Player	P	Team
---	Abel, Sid	C	DET
---	Bentley, Doug	LW	CHI
---	Conacher, Roy	LW	CHI
---	Durnan, Bill	G	MTL
---	Egan, Pat	D	NYR
---	Goldham, Bob	D	CHI
---	Harmon, Glen	D	MTL
---	Howe, Gordie	RW	DET
---	Laprade, Edgar	C	NYR
---	Leswick, Tony	LW	NYR
---	Lindsay, Ted	LW	DET
---	Mosienko, Bill	RW	CHI
---	O'Connor, Buddy	C	NYR
---	Quackenbush, Bill	D	BOS
---	Rayner, Chuck	G	NYR
---	Reardon, Kenny	D	MTL
---	Richard, Maurice	RW	MTL
---	Ronty, Paul	C	BOS
---	Stewart, Jack	D	DET

Toronto Maple Leafs

Coach: Hap Day, TOR

No.	Player	P	Team
19	Barilko, Bill	D	TOR
7	Bentley, Max	C	TOR
5	Boesch, Garth	D	TOR
1	Broda, Turk	G	TOR
23	Dawes, Robert	D	TOR
17	Gardner, CAL	C	TOR
18	Juzda, Bill	D	TOR
9	Kennedy, Ted	C	TOR
8	Klukay, Joe	LW	TOR
14	Lynn, Vic	D	TOR
16	Mackell, Fleming	C	TOR
11	Meeker, Howie	RW	TOR
24	Smith, Sid	LW	TOR
1	Thomson, Jimmy	D	TOR
22	Timgren, Ray	LW	TOR
4	Watson, Harry	LW	TOR

Summary

First Period

1. Toronto Barilko (Watson, Gardner) 15:22
2. All-Stars Goldham (Laprade) 18:03
Penalties: Richard (AS), Meeker (TOR), Thomson (TOR), Howe (AS)

Second Period

3. All-Stars Ronty (Goldham) 14:41 (GWG)
Penalties: Harmon (AS), Thomson (TOR), Boesch (TOR), Egan (AS), Smith (TOR)

Third Period

4. All-Stars D. Bentley (Quackenbush) 2:37
Penalties: None

Goaltenders

All-Stars Durnan (29:30), Rayner (30:30)
Toronto Broda (60:00)

Referee: Bill Chadwick
Linespersons: Ed Mephram, Jim Primeau
Attendance: 13,541

Referee: Bill Chadwick
Linespersons: Sam Babcock, Harold March
Attendance: 12,794

2ND NHL ALL-STAR GAME
NHL All-Stars 3, Toronto Maple Leafs 1
Chicago Stadium, Chicago
Nov. 3, 1948

1ST NHL ALL-STAR GAME
NHL All-Stars 4, Toronto Maple Leafs 3
Maple Leaf Gardens, Toronto
Oct. 13, 1947

NHL All-Stars

Coach: Tommy Ivan, DET

No.	Player	P	Team
---	Bentley, Doug	LW	CHI
---	Bouchard, Butch	D	MTL
---	Brimsek, Frank	G	BOS
---	Colville, Neil	C	NYR
---	Dumart, Woody	LW	BOS
---	Durnan, Bill	G	MTL
---	Howe, Gordie	RW	DET
---	Lach, Elmer	C	MTL
---	Laprade, Edgar	C	NYR
---	Lindsay, Ted	LW	DET
---	Leswick, Tony	LW	NYR
---	Poile, Bud	C	CHI
---	Quackenbush, Bill	D	DET
---	Reardon, Kenny	D	MTL
---	Richard, Maurice	RW	MTL
---	Schmidt, Milt	C	BOS
---	Stewart, Gaye	LW	CHI
---	Stewart, Jack	D	DET

Toronto Maple Leafs

Coach: Hap Day, TOR

No.	Player	P	Team
19	Barilko, Bill	D	TOR
7	Bentley, Max	C	TOR
5	Boesch, Garth	D	TOR
1	Broda, Turk	G	TOR
15	Costello, Les	LW	TOR
12	Ezinicki, Bill	RW	TOR
17	Gardner, CAL	C	TOR
18	Juzda, Bill	D	TOR
9	Kennedy, Ted	C	TOR
8	Klukay, Joe	LW	TOR
14	Lynn, Vic	D	TOR
16	MacKell, Fleming	C	TOR
20	Mathers, Frank	D	TOR
11	Meeker, Howie	RW	TOR
3	Mortson, Gus	D	TOR
2	Thomson, Jimmy	D	TOR
4	Watson, Harry	LW	TOR

Summary

First Period

Goals: None

Penalties: Ezinicki (TOR), Reardon (AS)

Second Period

1. All-Stars Lindsay (Richard, Lach) 1:35
2. All-Stars Dumart (unassisted) 3:00 (GWG)
3. Toronto M. Bentley (Costello) 5:13
4. All-Stars G. Stewart (D. Bentley) 19:32

Penalties: Mortson (TOR), fighting major; Howe (AS), fighting major; J. Stewart (AS); Bouchard (AS); Juzda (TOR)

Third Period

Goals: None

Penalties: Bouchard (AS)

Goaltenders

All-Stars Brimsek (30:00), Durnan (30:00)
Toronto Broda (60:00)

NHL All-Stars

Coach: Dick Irvin, MTL

No.	Player	P	Team
17	Bauer, Bobby	RW	BOS
7	Bentley, Doug	LW	CHI
5	Bentley, Max	C	CHI
3	Bouchard, Butch	D	MTL
0	Brimsek, Frank	G	BOS
14	Dumart, Woody	LW	BOS
1	Durnan, Bill	G	MTL
10	Laprade, Edgar	C	NYR
18	Leswick, Tony	LW	NYR
11	Lindsay, Ted	LW	DET
6	Mosienko, Bill	RW	CHI
4	Quackenbush, Bill	D	DET
17	Reardon, Kenny	D	MTL
9	Richard, Maurice	RW	MTL
15	Schmidt, Milt	C	BOS
2	Stewart, Jack	D	DET
8	Warwick, Grant	RW	NYR

Toronto Maple Leafs

Coach: Hap Day, TOR

No.	Player	P	Team
10	Apps, Syl	C	TOR
21	Barilko, Bill	D	TOR
1	Broda, Turk	G	TOR
12	Ezinicki, Bill	RW	TOR
2	Goldham, Bill	D	TOR
9	Kennedy, Ted	C	TOR
17	Klukay, Joe	LW	TOR
14	Lynn, Vic	D	TOR
22	MacKell, Fleming	C	TOR
15	Meeker, Howie	RW	TOR
5	Metz, Don	RW	TOR
19	Mortson, Gus	D	TOR
7	Poile, Bud	C	TOR
3	Stanowski, Wally	D	TOR
16	Stewart, Gaye	LW	TOR
20	Thomson, Jimmy	D	TOR
4	Watson, Harry	LW	TOR

Summary

First Period

1. Toronto Watson (Ezinicki) 12:39

Penalties: Mortson (TOR), Leswick (AS), Ezinicki (TOR), Ezinicki (TOR), Bauer (AS)

Second Period

2. Toronto Ezinicki (Apps, Watson) 1:03
3. All-Stars M. Bentley (Reardon) 4:33
4. Toronto Apps (Watson) 5:01
5. All-Stars Warwick (Laprade) 17:35

Penalties: Lynn (TOR), Reardon (AS) – minor and major

Third Period

6. All-Stars Richard (unassisted) 0:28
7. All-Stars D. Bentley (Schmidt, Richard) 1:27 (GWG)

Penalties: Mortson (TOR), Mortson (TOR), Bouchard (AS), Ezinicki (TOR), Schmidt (AS)

Goaltenders

All-Stars Durnan (31:00), Brimsek (29:00)
Toronto Broda (60:00)

Referee: Frank "King" Clancy

Linespersons: Ed Mepham, Jim Primeau

Attendance: 14,169



The 2024 NHL All-Star Skills presented by DraftKings Sportsbook will take place at 7 p.m. ET on Friday, Feb. 2, at Scotiabank Arena (SN, TVAS, ESPN, ESPN+).

A revamped format for the NHL All-Star Skills will feature 12 NHL All-Stars competing for points in eight events, with the NHL All-Star who accumulates the most points taking home a prize of \$1 million (USD).

* [Click here to watch a video explaining the new format](#)

PARTICIPANTS (12)

- Mathew Barzal (NYI)^
- Leon Draisaitl (EDM)
- Quinn Hughes (VAN)*
- Nikita Kucherov (TBL)
- Nathan MacKinnon (COL)
- Cale Makar (COL)
- Auston Matthews (TOR)
- Connor McDavid (EDM)
- J.T. Miller (VAN)*
- William Nylander (TOR)
- David Pastrnak (BOS)
- Elias Pettersson (VAN)

* Selected via 2024 NHL All-Star Skills Fan Vote presented by MassMutual
 ^ Replaced injured NJD F Jack Hughes

FORMAT

Each player will compete in four of the first six events listed below, earning points for their respective finish in each event.

- 1) Fastenal NHL Fastest Skater
- 2) Rogers NHL Hardest Shot
- 3) Scotiabank NHL Passing Challenge
- 4) Tim Hortons NHL One Timers
- 5) Upper Deck NHL Stick Handling
- 6) Cheetos NHL Accuracy Shooting
- 7) Honda NHL One-on-One
- 8) Pepsi NHL Obstacle Course

The top eight point-earners will advance to the seventh event of the 2024 NHL All-Star Skills presented by DraftKings Sportsbook: the Honda NHL One-on-One, where each player will choose which goaltender they shoot against. Following the Honda NHL One-on-One, the top six point-earners will advance to the eighth and final event: the Pepsi NHL Obstacle Course, where the point totals are doubled.

Points Breakdown:

First Seven Events	Pepsi NHL Obstacle Course
1st – 5 points	1st – 10 points
2nd – 4 points	2nd – 8 points
3rd – 3 points	3rd – 6 points
4th – 2 points	4th – 4 points
5th – 1 point	5th – 2 points
6th – 0 points	6th – 0 points

The NHL All-Star with the most total points after the eight events will be crowned the winner of the 2024 NHL All-Star Skills presented by DraftKings Sportsbook and will earn \$1 million (USD).

EVENT DESCRIPTIONS

EVENT 1 – Fastenal NHL Fastest Skater

Participants

- * A minimum of four players

Procedure / Winner

- * Player skates one full lap around the rink
- * Player with the fastest time wins

EVENT 2 – Rogers NHL Hardest Shot

Participants

- * A minimum of four players

Procedure / Winner

- * Player attempts two shots, with hardest shot in mph being counted
- * Player with hardest shot wins

EVENT 3 – Scotiabank NHL Passing Challenge

Participants

- * A minimum of four players

Procedure / Winner

- * While skating, player passes to targets spread throughout the rink
- * Each target has varying point values within the target
- * Player with the most points wins

EVENT 4 – Tim Hortons NHL One Timers

Participants

- * A minimum of four players and one passer

Procedure / Winner

- * Player attempts three one timers from three designated positions on the ice
- * Points are awarded based on the placement of the puck in the net
- * Player with the most points wins

EVENT 5 – Upper Deck NHL Stick Handling

Participants

- * A minimum of four players

Procedure / Winner

- * Players must complete the following:
 - Toe Drag – Player toe drags puck around a preset obstacle
 - Cone Course – Player skates through a series of cones
 - Stick Handling – Player controls the puck through a series of pucks
- * Player with the fastest time wins

EVENT 6 – Cheetos NHL Accuracy Shooting

Participants

- * A minimum of four players and four passers

Procedure / Winner

- * Player shoots at four targets positioned in each corner of the net
- * Player who hits all four targets in the fastest time wins

EVENT 7 – Honda NHL One-on-One

Participants

- * The top eight players following events 1-6 as well as eight All-Star goaltenders

Procedure / Winner

- * Each player will compete one-on-one against an All-Star goaltender of his choosing
- * A set number of pucks will be positioned on the ice
- * Each goal counts as one point
- * The player with the most points wins

EVENT 8 – Pepsi NHL Obstacle Course

Participants

- * The top six players following the Honda NHL One-on-One

Procedure / Winner

- * Players will compete in a series of obstacles, testing several skills
- * Will be a combination of speed, accuracy, stick handling and passing
- * Player completing the course with the fastest time wins the Pepsi NHL Obstacle Course

NHL ALL-STAR SKILLS YEAR-BY-YEAR WINNERS

2024 NHL All-Star Weekend Participants in Red/Italics

OVERALL COMPETITION WINNERS

Year	Winner
2023	No Winner*
2022	No Winner*
2020	No Winner*
2019	No Winner*
2018	No Winner*
2017	Atlantic Division
2016	Eastern Conference
2015	Team Foligno
2012	Team Alfredsson
2011	Team Staal
2009	No Winner*
2008	Eastern Conference
2007	Eastern Conference
2004	Eastern Conference
2003	Western Conference
2002	World All-Stars
2001	North American All-Stars
2000	World All-Stars
1999	World All-Stars
1998	World All-Stars
1997	Eastern Conference
1996	Western Conference
1994	Western Conference
1993	Campbell Conference
1992	Wales Conference
1991	Wales Conference
1990	Campbell Conference

* No team vs. team format

* * * * *

EVENT-BY-EVENT WINNERS

ACCURACY SHOOTING (Individual Event)

Year	Winner(s)	Result
2023	Brock Nelson	12.419 seconds
<i>2022</i>	<i>Sebastian Aho</i>	<i>10.937 seconds</i>
2020	Jacob Slavin	9.505 seconds
<i>2019</i>	<i>David Pastrnak</i>	<i>11.309 seconds</i>
<i>2018</i>	<i>Brock Boeser</i>	<i>11.136 seconds</i>
<i>2017</i>	<i>Sidney Crosby</i>	<i>10.73 seconds</i>
2016	John Tavares	12.294 seconds
2015	Patrick Kane	13.529 seconds
2012	Jamie Benn	10.204 seconds
2011	Daniel Sedin	8.9 seconds
2009	Evgeni Malkin	3 hits, 4 shots
2008	Tomas Kaberle	4 hits, 5 shots
2007	E. Staal / M. Hossa	4 hits, 5 shots
2004	Jeremy Roenick	4 hits, 4 shots
2003	Jeremy Roenick	4 hits, 6 shots
2002	J. Iginla / M. Naslund	4 hits, 6 shots
2001	Ray Bourque	4 hits, 6 shots
2000	R. Bourque / V. Kozlov	4 hits, 5 shots
1999	R. Bourque / J. Roenick / K. Tkachuk	4 hits, 6 shots
1998	R. Bourque / P. Forsberg / B. Shanahan	4 hits, 6 shots
1997	Ray Bourque	4 hits, 7 shots
1996	Mark Messier	4 hits, 4 shots
1994	Brendan Shanahan	4 hits, 5 shots
1993	Ray Bourque	4 hits, 4 shots
1992	Ray Bourque	4 hits, 4 shots
1991	Mark Messier	4 hits, 6 shots
1990	Ray Bourque	4 hits, 7 shots

BREAKAWAY CHALLENGE (Individual Event)

Year	Winner(s)	Result
<i>2023</i>	<i>S. Crosby / A. Ovechkin</i>	<i>40 points (judge vote)</i>
2022	Alex Pietrangelo	64 points (judge vote)
2016	P.K. Subban	31.0% (fan vote)
2015	Ryan Johansen	44.3% (fan vote)
2012	Patrick Kane	47.0% (fan vote)
2011	Alex Ovechkin	38.5% (fan vote)
2009	Alex Ovechkin	42.8% (fan vote)
2008	Alex Ovechkin	

ELIMINATION SHOOTOUT (Individual Event)

Year	Winner
2012	Steven Stamkos
2011	Corey Perry
2009	Shane Doan
2008	Dion Phaneuf

FASTEST SKATER (Individual Event)*

Year	Winner	Time
2023	Andrei Svechnikov	13.699 seconds
2022	Jordan Kyrou	13.550 seconds
2020	<i>Mathew Barzal</i>	<i>13.175 seconds</i>
2019	<i>Connor McDavid</i>	<i>13.378 seconds</i>
2018	<i>Connor McDavid</i>	<i>13.454 seconds</i>
2017	<i>Connor McDavid</i>	<i>13.02 seconds</i>
2016	Dylan Larkin^	12.894 seconds
2015	Jonathan Drouin	13.103 seconds
2012	Carl Hagelin	13.218 seconds
2011	Michael Grabner	14.238 seconds
2009	Andrew Cogliano	14.31 seconds
2008	Shawn Horcoff	14.395 seconds
2007	Andy McDonald	14.030 seconds
2004	Scott Niedermayer	13.783 seconds
2003	Marian Gaborik	13.713 seconds
2002	Sami Kapanen	14.039 seconds
2001	Bill Guerin	13.690 seconds
2000	Sami Kapanen	13.649 seconds
1999	Peter Bondra	14.640 seconds
1998	Scott Niedermayer	13.560 seconds
1997	Peter Bondra	13.610 seconds
1996	Mike Gartner	13.386 seconds
1994	Sergei Fedorov	13.525 seconds
1993	Mike Gartner	13.510 seconds
1992	Sergei Fedorov	14.363 seconds

* Multiple courses used since event's inception

^ Larkin also broke Mike Gartner's record for one lap on the outside course (13.172 seconds)

FOUNTAIN FACE-OFF (Individual Event)

Year	Winner	Time
2022	Zach Werenski	25.634 seconds

FOUR LINE CHALLENGE (Team Event)

Year	Winner
2017	Pacific Division

GOALTENDERS COMPETITION (Fewest Goals Against Throughout Events)

Year	Winner(s)	Result
2007	Roberto Luongo	0 GA, 12 SA
2004	Roberto Luongo	1 GA, 12 SA
2003	Patrick Roy	1 GA, 9 SA
2002	D. Hasek / P. Roy	1 GA, 9 SA
2001	Sean Burke*	4 GA, 13 SA
2000	Mike Richter	2 GA, 16 SA
1999	Arturs Irbe	2 GA, 16 SA
1998	Dominik Hasek	3 GA, 16 SA
1997	John Vanbiesbrouck	2 GA, 16 SA
1996	Dominik Hasek	4 GA, 16 SA
1994	J. Vanbiesbrouck / P. Roy	4 GA, 16 SA
1993	Jon Casey^	5 GA, 30 SA
1992	Mike Richter	2 GA, 25 SA
1991	Patrick Roy	2 GA, 25 SA
1990	Kirk McLean	4 GA, 27 SA

* Burke won in a penalty shot tiebreaker with Evgeni Nabokov. Both goaltenders allowed two goals in Breakaway Relay and Pass and Score events.

^ Casey won in a penalty shot tiebreaker with Mike Vernon and Ed Belfour. All three allowed five goals in Breakaway Relay and Rapid Fire competitions.

HARDEST SHOT (Individual Event)

Year	Winner	Speed
2023	<i>Elias Pettersson</i>	<i>103.2 mph</i>
2022	Victor Hedman	103.2 mph
2020	Shea Weber	106.5 mph
2019	John Carlson	102.8 mph
2018	Alex Ovechkin	101.3 mph
2017	Shea Weber	102.8 mph
2016	Shea Weber	108.1 mph
2015	Shea Weber	108.5 mph
2012	Zdeno Chara	108.8 mph
2011	Zdeno Chara	105.9 mph
2009	Zdeno Chara	105.4 mph
2008	Zdeno Chara	103.1 mph
2007	Zdeno Chara	100.4 mph
2004	Adrian Aucoin	102.2 mph
2003	Al MacInnis	98.9 mph
2002	Sergei Fedorov	101.5 mph
2001	Fredrik Modin	102.1 mph
2000	Al MacInnis	100.1 mph
1999	Al MacInnis	98.5 mph
1998	Al MacInnis	100.4 mph
1997	Al MacInnis	98.9 mph
1996	Dave Manson	98.0 mph
1994	Al Iafrate	102.7 mph
1993	Al Iafrate	105.2 mph
1992	Al MacInnis	93.0 mph
1991	Al MacInnis	94.0 mph
1990	Al Iafrate	96.0 mph

PASSING CHALLENGE (Individual Event)*

Year	Winner	Result (Minutes:Seconds)
2019	<i>Leon Draisaitl</i>	<i>1:09.088</i>
2018	Alex Pietrangelo	0:46.610

* Multiple courses used since event's inception

PITCH 'N PUCK (Individual Event)

Year	Player	Score
2023	<i>Nick Suzuki</i>	<i>3</i>

PUCK CONTROL (Individual Event)

Year	Winner	Result
2019	Johnny Gaudreau	27.045 seconds
2018	Johnny Gaudreau	24.650 seconds

SAVE STREAK (Individual Event)

Year	Winner	Result
2022	J. Campbell / A. Vasilevskiy	9 consecutive saves
2020	Jordan Binnington	10 consecutive saves
2019	Henrik Lundqvist	12 consecutive saves
2018	Marc-Andre Fleury	14 consecutive saves

SHOOTING STARS (Individual Event)

Year	Winner	Result
2020	Patrick Kane	22 points (won tiebreaker)

SHOOTOUT (Team Event)

Year	Winner
2017	Atlantic Division
2016	Eastern Conference
2015	Team Toews

SKILLS CHALLENGE RELAY (Team Event)

Year	Winner	Result
2017	Metropolitan Division	1:21.70
2016	Western Conference Lefty One-Timers	1:27.687
2015	Team Foligno	1:37.979
2012	Team Alfredsson	2:28 / 2:08
2011	Team Lidstrom	2:09

SPLASH SHOT (Team Event)

Year	Winners	Time
<i>2023</i>	<i>C. Makar / M. Rantanen</i>	<i>18.7 seconds</i>

TENDY TANDEM (Team Event)

Year	Winners	Points
<i>2023</i>	<i>C. Hellebuyck / J. Saros</i>	<i>13</i>

21 IN '22 (Individual Event)

Year	Winner
2022	Joe Pavelski

ELITE WOMEN'S 3-ON-3 (Team Event)

Year	Winner	Result
2020	Canadian All-Stars	2-1



The National Hockey League announced in November the expansion of the 2024 NHL All-Star Weekend to a three-day event, with the addition of “NHL All-Star Thursday” on Feb. 1 at Scotiabank Arena.

Starting at 6 p.m. ET, NHL All-Star Thursday will include the Tim Hortons NHL All-Star Player Draft, the NHL Alumni Man of the Year (honoring the 1966-67 Toronto Maple Leafs) and the Canadian Tire PWHL 3-on-3 Showcase.

NHL All-Star Thursday will be televised on Sportsnet and TVA Sports in Canada. In the U.S., the Tim Hortons NHL All-Star Player Draft will be on ESPN2 and ESPN+, and the Canadian Tire PWHL 3-on-3 Showcase will be on ESPN+.

The Tim Hortons NHL All-Star Player Draft represents the return of a concept that was an entertaining and engaging element of previous All-Star Weekends. The captains of the four All-Star teams, who are paired with celebrity captains, will select their teams from the remaining pool of All-Star players in a televised draft on NHL All-Star Thursday.

Following the Tim Hortons NHL All-Star Player Draft will be a ceremony announcing the NHL Alumni Keith Magnuson Man of the Year, which will serve as a tribute to the Stanley Cup-winning 1966-67 Toronto Maple Leafs team. The Keith Magnuson Man of the Year is presented annually to a former NHL player who has applied the intangibles of perseverance, commitment and teamwork developed through the game into a successful post-career transition. There have been 21 previous honorees.

Capping off NHL All-Star Thursday will be the Canadian Tire PWHL 3-on-3 Showcase, featuring elite players from the Professional Women’s Hockey League, the top professional league in women’s hockey, in a 3-on-3 game showdown in front of the crowd at Scotiabank Arena.



2024 NHL All-Star Weekend Participants in Red/Italics

The Tim Hortons NHL All-Star Player Draft marks the fourth overall player draft at the NHL All-Star Weekend and first since 2015. This year's event, starting at 6 p.m. ET, will be televised by Sportsnet and TVA Sports in Canada and by ESPN2 and ESPN+ in the U.S.

Celebrity captains will pair with previously announced NHL All-Star captains to select the four All-Star teams from a roster of 36 remaining players.

Global superstar **Justin Bieber** will join captain **Auston Matthews** (TOR) and assistant captain **Morgan Rielly** (TOR) on Team Matthews; Toronto-born actor **Will Arnett** will partner with captain **Connor McDavid** (EDM) and assistant captain **Leon Draisaitl** (EDM) on Team McDavid; Canadian multi-platinum singer, songwriter and dancer **Tate McRae** (who also will perform on Saturday) will help captain **Nathan MacKinnon** (COL) and assistant captain **Cale Makar** (COL) on Team MacKinnon; and Grammy Award-winning musician **Michael Bublé** will assist co-captains **Jack Hughes** (NJD) and **Quinn Hughes** (VAN), as well as assistant captain **Elias Pettersson** (VAN), on Team Hughes. Jack Hughes, who is injured, will be attending but not participating in on-ice activities.

ORDER OF SELECTION FROM PREVIOUS NHL ALL-STAR PLAYER DRAFTS

[2015 NHL All-Star Fantasy Draft presented by DraftKings](#) (Columbus, OH)

Selected by:

Team Foligno (Nick Foligno, Drew Doughty and Patrick Kane)

Team Toews (Jonathan Toews, Ryan Getzlaf and Rick Nash)

- | | |
|---|--|
| 1. Ryan Johansen, F (Team Foligno) | 19. Brian Elliott, G (Team Foligno) |
| 2. Phil Kessel, F (Team Foligno)* | 20. Jaroslav Halak, G (Team Toews) |
| 3. Duncan Keith, D (Team Foligno) | 21. Brent Burns, D (Team Foligno) |
| 4. Shea Weber, D (Team Toews) | 22. Aaron Ekblad, D (Team Toews) |
| 5. Anze Kopitar, F (Team Foligno) | 23. Kevin Shattenkirk, D (Team Foligno) |
| 6. Jakub Voracek, F (Team Toews) | 24. Patrik Elias, F (Team Toews) |
| 7. Steven Stamkos, F (Team Foligno) | 25. Bobby Ryan, F (Team Foligno) |
| 8. Corey Crawford, G (Team Toews) | 26. Ryan Suter, D (Team Toews) |
| 9. Tyler Seguin, F (Team Toews)* | 27. Radim Vrbata, F (Team Foligno) |
| 10. John Tavares, F (Team Toews) | 28. Mark Giordano, D (Team Toews) |
| 11. Carey Price, G (Team Foligno) | 29. Oliver Ekman-Larsson, D (Team Foligno) |
| 12. Roberto Luongo, G (Team Toews) | 30. Justin Faulk, D (Team Toews) |
| 13. Claude Giroux, F (Team Foligno) | 31. Zengus Girgensons, F (Team Foligno) |
| 14. Brent Seabrook, D (Team Toews) | 32. Tyler Johnson, F (Team Toews) |
| 15. Dustin Byfuglien, D (Team Foligno) | 33. Alex Ovechkin, F (Team Foligno) |
| 16. Vladimir Tarasenko, F (Team Toews) | 34. Ryan Nugent-Hopkins, F (Team Foligno)^ |
| 17. Marc-Andre Fleury, G (Team Foligno) | 35. Filip Forsberg, F (Team Toews) |
| 18. Patrice Bergeron, F (Team Toews) | |

* Acquired via trade

^ Assigned via fan vote

2012 Molson Canadian NHL All-Star Player Fantasy Draft (Ottawa, ON)

Selected by:

Team Alfredsson (Daniel Alfredsson and Henrik Lundqvist)

Team Chara (Zdeno Chara and Joffrey Lupul)

1. Pavel Datsyuk, F (Team Chara)
2. Erik Karlsson, D (Team Alfredsson)
3. Tim Thomas, G (Team Chara)
4. Jason Spezza, F (Team Alfredsson)
5. Evgeni Malkin, F (Team Chara)
6. Jonathan Quick, G (Team Alfredsson)
7. Marian Hossa, F (Team Chara)
8. Claude Giroux, F (Team Alfredsson)
9. Kimmo Timonen, D (Team Chara)
10. Kris Letang, D (Team Alfredsson)
11. Corey Perry, F (Team Chara)
12. Steven Stamkos, F (Team Alfredsson)
13. Carey Price, G (Team Chara)
14. Brian Elliott, G (Team Alfredsson)
15. Phil Kessel, F (Team Chara)
16. Shea Weber, D (Team Alfredsson)
17. Ryan Suter, D (Team Chara)
18. Daniel Sedin, F (Team Alfredsson)
19. Jimmy Howard, G (Team Chara)
20. Dan Girardi, D (Team Alfredsson)
21. Brian Campbell, D (Team Chara)
22. Keith Yandle, D (Team Alfredsson)
23. Patrick Kane, F (Team Chara)
24. Milan Michalek, F (Team Alfredsson)
25. Dion Phaneuf, D (Team Chara)
26. Henrik Sedin, F (Team Alfredsson)
27. Jarome Iginla, F (Team Chara)
28. James Neal, F (Team Alfredsson)
29. Dennis Wideman, D (Team Chara)
30. Alexander Edler, D (Team Alfredsson)
31. Marian Gaborik, F (Team Chara)
32. John Tavares, F (Team Alfredsson)
33. Jordan Eberle, F (Team Chara)
34. Scott Hartnell, F (Team Alfredsson)
35. Tyler Seguin, F (Team Chara)
36. Jason Pominville, F (Team Alfredsson)
37. Jamie Benn, F (Team Chara)
38. Logan Couture, F (Team Alfredsson)

2011 NHL All-Star Player Fantasy Draft powered by Cisco (Raleigh, NC)

Selected by:

Team Lidstrom (Nicklas Lidstrom, Patrick Kane and Martin St. Louis)

Team Staal (Eric Staal, Mike Green and Ryan Kesler)

1. Cam Ward, G (Team Staal)
2. Steven Stamkos, F (Team Lidstrom)
3. Alex Ovechkin, F (Team Staal)
4. Duncan Keith, D (Team Lidstrom)
5. Daniel Sedin, F (Team Staal)
6. Henrik Sedin, F (Team Lidstrom)
7. Zdeno Chara, D (Team Staal)
8. Shea Weber, D (Team Lidstrom)
9. Rick Nash, F (Team Staal)
10. Tim Thomas, G (Team Lidstrom)
11. Henrik Lundqvist, G (Team Staal)
12. Daniel Briere, F (Team Lidstrom)
13. Marc Staal, D (Team Staal)
14. Dustin Byfuglien, D (Team Lidstrom)
15. Patrick Sharp, F (Team Staal)
16. Jonathan Toews, F (Team Lidstrom)
17. Dan Boyle, D (Team Staal)
18. Marc-Andre Fleury, G (Team Lidstrom)
19. Carey Price, G (Team Staal)
20. Jonas Hiller, G (Team Lidstrom)
21. Jeff Skinner, F (Team Staal)
22. Brad Richards, F (Team Lidstrom)
23. Kris Letang, D (Team Staal)
24. Keith Yandle, D (Team Lidstrom)
25. Claude Giroux, F (Team Staal)
26. Brent Burns, D (Team Lidstrom)
27. Erik Karlsson, D (Team Staal)
28. Martin Havlat, F (Team Lidstrom)
29. Corey Perry, F (Team Staal)
30. Anze Kopitar, F (Team Lidstrom)
31. Patrik Elias, F (Team Staal)
32. Matt Duchene, F (Team Lidstrom)
33. David Backes, F (Team Staal)
34. Loui Eriksson, F (Team Lidstrom)
35. Paul Stastny, F (Team Staal)
36. Phil Kessel, F (Team Lidstrom)



The Canadian Tire PWHL 3-on-3 Showcase, which will be broadcast on Sportsnet, TVA Sports and ESPN+, will see players from all six Professional Women’s Hockey League teams compete in a 20-minute game.

The two rosters, each comprised of 12 players (10 skaters and two goaltenders), have won a combined 146 Olympic and 46 World Championship medals as well as 17 NCAA Division I championships.

PWHL special advisor **Cassie Campbell-Pascall** (Team King) and New Jersey Devils director of player development **Meghan Duggan** (Team Kloss) will be behind the benches. The two teams have been named in honor of **Billie Jean King** and **Ilana Kloss** – PWHL Advisory Board members and longtime advocates of equality for women in sports.

Below are the Canadian Tire PWHL 3-on-3 Showcase rosters:

TEAM KING

#	Player
2	Lee Stecklein, Minnesota (D)
5	Megan Keller, Boston (D)
11	Alina Müller, Boston (F)
12	Kelly Pannek, Minnesota (F)
15	Savannah Harmon, Ottawa (D)
17	Ella Shelton, New York (D)
21	Hilary Knight, Boston (F)
26	Kendall Coyne Schofield, Minnesota (F)
29	Marie-Philip Poulin, Montreal (F)
31	Aerin Frankel, Boston (G)
35	Ann-Renée Desbiens, Montreal (G)
40	Blayre Turnbull, Toronto (F)

TEAM KLOSS

#	Player
3	Jocelyne Larocque, Toronto (D)
7	Laura Stacey, Montreal (F)
11	Abby Roque, New York (F)
14	Renata Fast, Toronto (D)
19	Brianne Jenner, Ottawa (F)
20	Sarah Nurse, Toronto (F)
23	Erin Ambrose, Montreal (D)
25	Alex Carpenter, New York (F)
26	Emily Clark, Ottawa (F)
27	Taylor Heise, Minnesota (F)
29	Nicole Hensley, Minnesota (G)
38	Emerance Maschmeyer, Ottawa (G)

* [Click here for notes on each player](#)

The 24 players were selected by the PWHL and include 17 of the 18 inaugural PWHL free-agent signings (New York’s **Micah Zandee-Hart** is unable to participate due to injury) and seven of the first 12 selections from the first PWHL Draft, including all six first-round picks.

Referees **Samantha Hiller** (Boulder, Colo.) and **Elizabeth Mantha** (Longueuil, Que.) and linespersons **Alexandra Clarke** (Weyburn, Sask.) and **Kirsten Welsh** (Blackstock, Ont.) – officials from the American Hockey League and PWHL – will officiate the game.

#####