



INTERACTIVE INFORMATION GUIDE

TABLE OF CONTENTS

All Information Within Current Through Games of Dec. 8, 2022

2023 Discover NHL Winter Classic

#NHLStats Pack	4
"Titletown" vs. "The City of Champions"	4
Boston Bruins	5
Pittsburgh Penguins	5
Fenway Park Hockey History	6
Massachusetts and the NHL	6
By the Numbers	7
Outdoor NHL Game Experience: Current Bruins and Penguins	9
Outdoor Experience Outside the NHL	10

History of Outdoor NHL Games

Complete List of Outdoor NHL Games	11
Results, Weather and Attendance	12
Attendance Breakdown	15
2022 Tim Hortons NHL Heritage Classic	18
2022 Navy Federal Credit Union NHL Stadium Series	18
2022 Discover NHL Winter Classic	19
NHL Outdoors at Lake Tahoe (Honda NHL Outdoors Sunday)	19
NHL Outdoors at Lake Tahoe (Bridgestone NHL Outdoors Saturday)	20
2020 Navy Federal Credit Union NHL Stadium Series	20
2020 Bridgestone NHL Winter Classic	21
2019 Tim Hortons NHL Heritage Classic	21
2019 Coors Light NHL Stadium Series	22
2019 Bridgestone NHL Winter Classic	22
2018 Coors Light NHL Stadium Series	23
2018 Bridgestone NHL Winter Classic	23
2017 Scotiabank NHL100 Classic	24
2017 Coors Light NHL Stadium Series	24
2017 Bridgestone NHL Winter Classic	25
2017 Scotiabank NHL Centennial Classic	25
2016 Tim Hortons NHL Heritage Classic	26
2016 Coors Light NHL Stadium Series (Colorado)	26
2016 Coors Light NHL Stadium Series (Minnesota)	27
2016 Bridgestone NHL Winter Classic	27
2015 Coors Light NHL Stadium Series	28
2015 Bridgestone NHL Winter Classic	28
2014 Tim Hortons NHL Heritage Classic	29
2014 Coors Light NHL Stadium Series (Chicago)	29
2014 Coors Light NHL Stadium Series (New York)	30
2014 Coors Light NHL Stadium Series (New York)	30
2014 Coors Light NHL Stadium Series (Los Angeles)	31
2014 Bridgestone NHL Winter Classic	31
2012 Bridgestone NHL Winter Classic	32
2011 Tim Hortons NHL Heritage Classic	32
2011 Bridgestone NHL Winter Classic	33
2010 Bridgestone NHL Winter Classic	33
2009 Bridgestone NHL Winter Classic	34
2008 AMP Energy NHL Winter Classic	34
2003 Molson Canadian NHL Heritage Classic	35

Outdoor NHL Game Records and Registers

Team Records	36
Skater Records	39
Goaltender Records	43
Skater Register	45
Goaltender Register	58
Head Coach Register	60
Standings and Trends	61

More Information

Building an Ice Rink for an Outdoor NHL Game	62
--	----



DISCOVER



Winter

CLASSIC

2023

BOSTON



* The Bruins are contesting their fifth outdoor game, following wins in the 2010 Winter Classic at Fenway Park (2-1 OT W vs. PHI), 2019 Winter Classic at Notre Dame Stadium (4-2 W at CHI) and the NHL Outdoors at Lake Tahoe at Edgewood Tahoe Resort (7-3 W vs. PHI). Their lone such loss came in the 2016 Winter Classic at Gillette Stadium (5-1 L vs. MTL). Boston (3-1-0) can become the second NHL franchise with four outdoor game victories (NYR: 4-0-0).

* The Penguins are playing in their sixth outdoor game, tying the Blackhawks for the most among NHL team. Pittsburgh (2-2-1) won in the 2008 Winter Classic at Ralph Wilson Stadium (2-1 SO W at BUF) – the first-ever Winter Classic, 15 years ago – and 2017 Stadium Series at Heinz Field (4-2 W vs. PHI). The Penguins lost in the 2011 Winter Classic at Heinz Field (3-1 L vs. WSH), 2014 Stadium Series at Soldier Field (5-1 L at CHI) and 2019 Stadium Series at Lincoln Financial Field (4-3 OT L at PHI).

* The 2023 Discover NHL Winter Classic is expected to be the first outdoor game to feature three 1,000-point scorers, in Bruins captain **Patrice Bergeron** and Penguins teammates **Sidney Crosby** and **Evgeni Malkin**. The only previous outdoor game to feature multiple players with 1,000 or more career points entering play was the 2018 Stadium Series at Navy-Marine Corps Memorial Stadium (**Patrick Marleau**, TOR; **Alex Ovechkin**, WSH).

* Boston and Pittsburgh have met in two previous regular-season neutral-site games. On [Feb. 8, 1993](#), **Ken Wregget** (24 SV) and **Tom Barrasso** (4 SV) combined for a tandem shutout as the two-time defending-champion Penguins earned a 4-0 win against the Bruins at Omni Coliseum in Atlanta, Ga. On [April 3, 1994](#), **Mario Lemieux** had 2-2—4 as Pittsburgh posted a 6-2 victory versus Boston at Richfield Coliseum in Richfield, Ohio.

"TITLETOWN" VS. "THE CITY OF CHAMPIONS" ON JAN. 2

* The 2023 Discover NHL Winter Classic marks the sixth outdoor game between an Original Six franchise and one of the "Second Six" teams added to the League in 1967-68. Original Six franchises are 4-1-0 in the five previous contests, the 2010 Winter Classic (BOS defeated PHI), 2012 Winter Classic (NYR defeated PHI), 2014 Stadium Series (CHI defeated PIT), 2017 Winter Classic (STL defeated CHI) and NHL Outdoors at Lake Tahoe (BOS defeated PHI).

* Boston's outdoor game history dates back further than its first game at Fenway Park in 2010. After the 1955-56 season, the Bruins headed east for [a barnstorming tour of Atlantic Canada](#). After playing in **Sidney Crosby** and **Brad Marchand's** home province of Nova Scotia, Boston shipped up to Newfoundland to contest seven exhibition games against various local teams. One of those contests on "The Rock" took place at the open-air Conception Bay Sports Arena in Bay Roberts, N.L., on April 9, 1956, and it was reported that Bruins goaltender **Terry Sawchuk** used an umbrella midgame to combat the drizzle and fog.

* Boston joined the NHL in 1924-25 as the League's first U.S.-based franchise. The Bruins' leading scorer during their inaugural season was **Jimmy Herberts** (17-6—23 in 30 GP), who was signed by Boston after spending the 1923-24 campaign with the Eveleth Reds of the United States Amateur Hockey Association. The USAHA was an amateur league where several teams played on natural ice surfaces (such as the Reds at the Eveleth Hippodrome), and its 1924 and 1925 champions were the Pittsburgh Yellow Jackets, who then joined the NHL as the Pittsburgh Pirates in 1925-26.

* The Pirates' first game in franchise history was against the Bruins at Boston Arena on [Nov. 26, 1925](#). Pittsburgh's **Lionel Conacher** scored the first goal of his NHL career and another future Hockey Hall of Fame member, **Roy Worters**, outdueled Boston goaltender **Charles Stewart** as the Pirates earned their first of 67 all-time victories. Boston Arena (now known as Matthews Arena) is located less than a mile from Fenway Park.

* The Penguins contested their inaugural season in 1967-68 after claiming **Bob Dillabough** and **Jeannot Gilbert** from the Bruins in the 1967 NHL Expansion Draft. Among those who made the selections were Pittsburgh general manager **Jack Riley**, head coach and former Bruins forward **Red Sullivan**, and scout **Edgar "Chirp" Brenchley**, who scored the game-winning goal as Great Britain upset Canada outdoors at Olympia-Kunsteisstadion during the 1936 Winter Olympics in Garmisch-Partenkirchen, Germany.



* Fifteen current Boston players have appeared in at least one outdoor NHL game (minimum: 1 GP in 2022-23). Their statistics in those contests are listed on page 9.

* **David Pastrnak** (4-1—5 in 2 GP) enters the 2023 Discover NHL Winter Classic as the NHL's all-time leader in outdoor game goals. His five points in open-air contests are tied for fourth place in League history, behind **Jonathan Toews** (2-5—7 in 6 GP), **Henrik Zetterberg** (0-7—7 in 4 GP) and **James van Riemsdyk** (3-3—6 in 7 GP).

* The Bruins have [“peaked” fans’ interest with their coordinated outfits](#) for arrivals at past outdoor games, inspiring a tradition now done by many teams for these events ([including the Sabres and Maple Leafs](#) at the 2022 Heritage Classic). In their most recent outdoor appearance, Boston players brought [strong 1990s vibes](#) before Pastrnak scored the second-fastest goal from the start of an outdoor game in League history (34 seconds).

* **Patrice Bergeron** (1-3—4 in 4 GP) has appeared in all four outdoor games contested by the Bruins. Only 12 players in NHL history have skated in five or more outdoor games, with Bergeron and Pittsburgh's **Jeff Carter** (0-2—2 in 4 GP) set to join that list. Bergeron also enters the 2023 Discover NHL Winter Classic tied for fourth place on the League's all-time outdoor game assists list, behind **Henrik Zetterberg** (0-7—7 in 4 GP), **Jonathan Toews** (2-5—7 in 6 GP) and **Marian Hossa** (0-4—4 in 3 GP).

* **Patrice Bergeron** (3-1-0) and **Anton Stralman** (3-0-0), who helped the Rangers earn wins during the 2012 Winter Classic at Citizens Bank Park and in both 2014 Stadium Series contests at Yankee Stadium, can become the sixth and seventh skaters in NHL history with four outdoor game victories, following **Ryan McDonagh** (5-0-0), **Carl Hagelin** (4-0-0), **John Moore** (4-0-0), **Marc Staal** (4-0-0) and **Brad Richards** (4-1-0). Stralman's former teammate, goaltender **Henrik Lundqvist**, also went 4-0-0 in four outdoor game appearances.

* Ten current Boston players who dressed for the Bruins in the NHL Outdoors at Lake Tahoe remain with the team (minimum: 1 GP in 2022-23): **Patrice Bergeron**, **Brandon Carlo**, **Connor Clifton**, **Charlie Coyle**, **Jake DeBrusk**, **Trent Frederic**, **Brad Marchand**, **Charlie McAvoy**, **David Pastrnak** and **Craig Smith**. Pastrnak scored the second outdoor game hat trick in League history as Boston buried seven goals, which matched the most by an NHL team in an open-air contest.



* Fifteen current Pittsburgh players, plus head coach **Mike Sullivan**, have participated in at least one outdoor NHL game (minimum: 1 GP in 2022-23). Their statistics in those contests are listed in the chart on page 9.

* **Sidney Crosby** (529-912—1,441 in 1,132 GP) is set to become the fourth different player in NHL history to contest an outdoor game with 1,400 or more career points entering play. He can join **Jaromir Jagr** (2012 Winter Classic at Citizens Bank Park and 2014 Stadium Series at Yankee Stadium), **Mark Recchi** (2010 Winter Classic at Fenway Park) and **Teemu Selanne** (2014 Stadium Series at Dodger Stadium).

* **Sidney Crosby** (2-2—4 in 5 GP) and **Evgeni Malkin** (2-1—3 in 5 GP) have appeared in all five outdoor games contested by the Penguins. They can become the sixth and seventh players in NHL history to skate in six or more outdoor games, following **James van Riemsdyk** (3-3—6 in 7 GP), **Jonathan Toews** (2-5—7 in 6 GP), **Patrick Kane** (1-2—3 in 6 GP), **Duncan Keith** (1-2—3 in 6 GP) and **Brent Seabrook** (0-1—1 in 6 GP).

* Nine current Pittsburgh players who dressed for the Penguins in the 2019 Stadium Series at Lincoln Financial Field remain with the team (minimum: 1 GP in 2022-23): **Sidney Crosby**, **Casey DeSmith**, **Brian Dumoulin**, **Jake Guentzel**, **Kris Letang**, **Evgeni Malkin**, **Marcus Pettersson**, **Chad Ruhwedel** and **Bryan Rust**.

FENWAY PARK HOCKEY HISTORY

* The 2023 Discover NHL Winter Classic marks the second outdoor NHL game at Fenway Park, following the 2010 Winter Classic. It will become the fourth venue to host multiple outdoor NHL games, joining Pittsburgh's Heinz Field (2011 Winter Classic and 2017 Stadium Series), New York's Yankee Stadium (two 2014 Stadium Series contests) and Edgewood Tahoe Resort in Nevada (both NHL Outdoors at Lake Tahoe contests).

* Fenway Park officially opened April 20, 1912, which was five days after the sinking of the RMS Titanic and more than two years before the outbreak of World War I. Fenway Park, which predates the NHL's inaugural season by nearly six years, is one of nine venues founded in 1912 or earlier to host a regular-season or playoff NHL game. That list also includes Duquesne Gardens, home of the Pittsburgh Pirates from 1925-26 from 1929-30.

* Six players who dressed in the 2010 Winter Classic at Fenway Park remain in the NHL, including Bruins teammates **Patrice Bergeron** and **David Krejci** as well as Penguins forward **Jeff Carter** (also **Claude Giroux**, **James van Riemsdyk** and **Blake Wheeler**). Carter collected an assist on the Flyers' 1-0 goal by **Danny Syvret** (which marked the first tally of Syvret's NHL career), while Bergeron had a helper on the overtime winner by **Marco Sturm**.

* The Bruins brought the Stanley Cup to Fenway Park on June 19, 2011, which was a day after their championship parade and four days removed from **Patrice Bergeron**, **David Krejci** and then-rookie **Brad Marchand** helping Boston earn a 4-0 victory versus Vancouver in Game 7 of the Final. The Bruins rode into the venue on Duck Boats and threw ceremonial first pitches to members of the Boston Red Sox during a pregame ceremony.

* Other notable hockey individuals who have thrown ceremonial first pitches at Fenway Park since 2011 include **Meghan Duggan** (April 24, 2014), **Bobby Orr** (April 11, 2016) and **Chris Snow** (Aug. 12, 2021). Orr also was in attendance at the venue alongside other Boston sports icons to celebrate the careers of MLB legends **Derek Jeter** (Sept. 28, 2014) and **David Ortiz** (Oct. 1, 2016).

* Frozen Fenway, a series of outdoor hockey games contested at the venue by men's and women's NCAA teams, was held biennially from 2010 to 2014 and then again in 2017. Several current NHLers have dressed in the event, including **Cam Atkinson** (2010), **Chris Kreider** (2010 and 2012), **Johnny Gaudreau** (2012 and 2014), **Connor Hellebuyck** (2014), **Clayton Keller** (2017) and **Jake Oettinger** (2017).

* Frozen Fenway is set to return on the heels of the 2023 Discover NHL Winter Classic. The women's doubleheader features Harvard-Quinnipiac as well as Boston University-Holy Cross on Jan. 6, and the men's doubleheader includes Northeastern-UConn as well as UMass-Boston College on Jan. 7.

MASSACHUSETTS AND THE NHL

* The 2023 Discover NHL Winter Classic marks the third outdoor NHL game in Massachusetts, following the 2010 Winter Classic at Fenway Park and the 2016 Winter Classic at Gillette Stadium. The only other U.S. states or Canadian provinces to host at least three outdoor games are New York (4 GP), Pennsylvania (4 GP) and Ontario (3 GP).

* A total of 25 Massachusetts-born players have dressed in at least one NHL game this season (23 skaters, 2 goaltenders), the third-highest total among U.S. states behind Minnesota (44) and Michigan (31). The list of Massachusetts-born players includes Bruins teammates **Charlie Coyle** (East Weymouth, Mass.) and **Matt Grzelcyc** (Charlestown, Mass.).

* While Massachusetts, Minnesota and Michigan continue to produce NHL players at high levels, representation across U.S. states has evolved over the past 30 years. In 1992-93, three of every five U.S.-born NHL players were born in one of those states (59.2%; 84 of 142), with only 20 different birth states included on League rosters. Today, that representation has flipped: three of every five U.S.-born players were born in states other than the "big three" (59%; 141 of 239 to date in 2022-23), with 34 different states included on rosters this season.

* The shift of representation across different U.S. states includes more players from Arizona, California, Colorado, Florida, Missouri, Texas and Wisconsin (among others).

* In 2021-22, players born in an all-time high of 35 different U.S. states skated in the NHL. The 324 U.S.-born players who skated in the NHL last season was the highest total in League history, as was the percentage of players born in the U.S. (28.9% of 1,123 players; tied with 2018-19).

* **Charlie Coyle's** cousin, **Tony Amonte** (Hingham, Mass.), has [the third-most points in NHL history among Massachusetts-born players](#) behind **Jeremy Roenick** (Boston, Mass.) and **Keith Tkachuk** (Melrose, Mass.). The top 10 list also features **Bill Guerin** (Worcester, Mass.), **Scott Young** (Clinton, Mass.), **Kevin Stevens** (Brockton, Mass.) and **Shawn McEachern** (Waltham, Mass.), who all won at least one Stanley Cup with Pittsburgh.

* [The winningest Massachusetts-born goaltender](#) in NHL history is **Tom Barrasso** (Boston, Mass.), who recorded 369 career victories – including 226 with the Penguins across parts of 12 seasons from 1988-89 to 1999-00. Barrasso backstopped Pittsburgh to its first two Stanley Cups in franchise history (1991 and 1992).

* Massachusetts-based NCAA Division I hockey programs have combined for 12 national championships. Boston College (1949, 2001, 2008, 2010, 2012) and Boston University (1971, 1972, 1978, 1995, 2009) own five titles each, while Harvard (1989) and UMass (2021) have one apiece.

* Twelve of the 42 Hobey Baker Award recipients since its introduction in 1981 have hailed from a Massachusetts school. The most recent Hobey Baker winner from a program based in “The Bay State” was current Avalanche defenseman **Cale Makar** with UMass in 2019.

* Pittsburgh head coach **Mike Sullivan** was born in Marshfield, Mass., and served as captain of Boston University in 1989-90. The Terriers contested four games against the University of Maine, who were led in scoring by future Bruins forward **Jean-Yves Roy** (39-26—65 in 46 GP) and Boston's current head coach **Jim Montgomery** (26-34—60 in 45 GP).

BY THE NUMBERS

126 – Face-offs taken in outdoor NHL games by **Sidney Crosby**, which rank second in League history behind **Jonathan Toews** (145). **Patrice Bergeron** ranks third with 90. Crosby has won 58 of those draws (46.0%), which ranks second in League history behind Toews (84); Bergeron ranks third with 48.

110 – Minutes of ice-time logged in outdoor NHL games by **Sidney Crosby** (110:21) and **Evgeni Malkin** (110:13). Crosby and Malkin rank sixth and seventh, respectively, among skaters in League history behind **Duncan Keith** (152:34), **Ryan McDonagh** (126:27), **Brent Seabrook** (123:43), **Patrick Kane** (118:55) and **Jonathan Toews** (115:28).

110 – Years since Fenway Park officially opened on April 20, 1912.

80 – Combined shots on goal by the Penguins and Flyers during the 2019 Stadium Series at Lincoln Financial Field. That's tied for the most by both teams in an outdoor NHL game, with the 2009 Winter Classic at Wrigley Field between the Red Wings and Blackhawks.

50 – Hits recorded by the Penguins during the 2017 Stadium Series at Heinz Field, tied for the most by a team in an outdoor NHL game with the Rangers during the 2012 Winter Classic at Citizens Bank Park.

36 – Regular-season outdoor games staged by the NHL including the 2023 Discover NHL Winter Classic. February's 2023 Navy Federal Credit Union NHL Stadium Series between the Hurricanes and Capitals at Carter-Finley Stadium in Raleigh, N.C., will bring the total to 37.

33 – Seconds separating the goals by **Charlie Coyle** and **Trent Frederic** during the NHL Outdoors at Lake Tahoe at Edgewood Tahoe Resort. The Bruins scored the second-fastest two goals by one team in an outdoor NHL game, behind the Red Wings' pair in 17 seconds during the 2009 Winter Classic at Wrigley Field (**Brian Rafalski** and **Brett Lebda**).

31 – Years since the Kings and Rangers contested an exhibition game on an outdoor rink built in the Caesars Palace parking lot on Sept. 27, 1991. Los Angeles and New York combined for seven goals, including one by Rangers rookie **Tony Amonte**, who is a cousin of current Bruins forward **Charlie Coyle**.

- 30** – Head-to-head games between the Bruins and Pittsburgh Pirates from 1925-26 to 1929-30, including a neutral-site contest at Peace Bridge Arena in Fort Erie, Ont., on [Feb. 12, 1930](#). Boston had an 18-9-3 (39 points) edge over Pittsburgh (9-18-3, 21 points), which became the Philadelphia Quakers in 1930-31.
- 26** – Hits recorded by the Penguins in the opening frame during the 2017 Stadium Series at Heinz Field, the most by a team in an outdoor NHL game.
- 22** – Shots on goal logged in outdoor NHL games by **Evgeni Malkin**, which are one back of **Patrick Kane** (23) for the most in League history. **Sidney Crosby** is tied for fifth with 17.
- 19** – Players to make their outdoor NHL game debut after appearing in at least 1,000 regular-season contests. **Nick Foligno** (1,043 GP) can become the first to do so since former Penguins forward **Matt Cullen** (1,347 GP entering 2017 Stadium Series at Heinz Field).
- 18** – Years since the Boston Red Sox rallied from a 3-0 series deficit to defeat the New York Yankees in the 2004 American League Championship Series. Boston went on to sweep the St. Louis Cardinals in the World Series, capturing its first championship since 1918 and ending the “Curse of the Bambino.”
- 17** – Seasons that Penguins veterans **Sidney Crosby**, **Kris Letang** and **Evgeni Malkin** have skated together dating to 2006-07, which marks the longest such run by a trio of teammates in NHL history.
- 16** – Consecutive seasons that **Sidney Crosby** has donned the “C” for the Penguins (2007-08 – Present), tied for the second-most by a captain with one NHL franchise behind **Steve Yzerman** (19 from 1986-87 – 2005-06 w/ DET). Former Bruins captains **Ray Bourque** (15 from 1985-86 – 1999-00) and **Zdeno Chara** (14 from 2006-07–2019-20) also rank among the top 10 on [that list](#).
- 12** – Outdoor NHL games to take place in baseball parks including the 2023 Discover NHL Winter Classic. The 24 other outdoor games have been staged in football venues (21 GP), atop a golf course (2 GP) and at a soccer stadium (1 GP).
- 11** – Consecutive games between the Bruins and Penguins in which they have alternated wins dating to Jan. 28, 2021 (BOS: 6-5-0, PIT: 5-5-1), when the teams competed in the MassMutual East Division. The NHL’s longest streak of head-to-head regular-season games where the franchises alternated wins is 13, between the Sabres and Quebec Nordiques from Jan. 25, 1986 – Nov. 21, 1986 (BUF: 6-7-0, QUE: 7-6-0).
- 10** – Goals scored during the opening minute of any period in an outdoor NHL game. **David Pastrnak** (0:34 of P1 and 0:46 of P2 in NHL Outdoors at Lake Tahoe at Edgewood Tahoe Resort) is the only player in League history with two such goals.
- 10** – Most goals by both teams in an outdoor NHL game, seen four times in League history including during the NHL Outdoors at Lake Tahoe contest at Edgewood Tahoe Resort between the Bruins and Flyers.
- 7** – Goals scored by Boston in the NHL Outdoors at Lake Tahoe contest at Edgewood Tahoe Resort. The Bruins became the second team to score seven goals in an outdoor NHL game, following the Rangers during their first 2014 Stadium Series contest at Yankee Stadium.
- 5** – Players age 37 or older who have scored a goal in an outdoor NHL game. **Jeff Carter** (38 years, 1 day old on Jan. 2, 2023) and **Patrice Bergeron** (37 years, 162 days old on Jan. 2, 2023) can join **Mark Recchi** (41 years, 334 days in 2010 Winter Classic at Fenway Park), **Daniel Alfredsson** (41 years, 21 days in 2014 Winter Classic at Michigan Stadium), **Matt Cullen** (40 years, 115 days in 2017 Stadium Series at Heinz Field), **Mike Knuble** (38 years, 181 days in 2011 Winter Classic at Heinz Field) and **Patrik Elias** (37 years, 288 days in first 2014 Stadium Series contest at Yankee Stadium).
- 2** – Hat tricks in outdoor NHL games, achieved by **Tyler Toffoli** in the 2020 Stadium Series at Falcon Stadium and **David Pastrnak** in the NHL Outdoors at Lake Tahoe at Edgewood Tahoe Resort.
- 2** – Outdoor NHL games that have required a shootout, including the 2008 Winter Classic at Ralph Wilson Stadium where **Sidney Crosby** scored the game-deciding goal against **Ryan Miller** (also 2014 Winter Classic at Michigan Stadium).
- 0** – Instances of a player scoring at least one goal in three consecutive outdoor NHL games. **Sidney Crosby** and **David Pastrnak** enter the 2023 Discover NHL Winter Classic with tallies in each of their last two.

NHL OUTDOOR GAME EXPERIENCE:

CURRENT BRUINS AND PENGUINS

The below charts show outdoor NHL game experience for current Bruins and Penguins (minimum: 1 GP in 2022-23).

BOSTON BRUINS (15)

Skater	GP	G	A	P	+/-	PIM	Team(s)
BERGERON, Patrice	4	1	3	4	4	0	BOS 2010, BOS 2016, BOS 2019, BOS 2021
CARLO, Brandon	2	0	0	0	1	4	BOS 2019, BOS 2021
CLIFTON, Connor	1	0	2	2	3	0	BOS 2021
COYLE, Charlie	2	1	0	1	2	0	MIN 2016, BOS 2021
DeBRUSK, Jake	2	0	0	0	-1	0	BOS 2019, BOS 2021
FREDERIC, Trent	1	1	0	1	E	0	BOS 2021
GRZELCYK, Matt	1	0	1	1	1	4	BOS 2019
KREJCI, David	2	0	2	2	E	2	BOS 2010, BOS 2019
LINDHOLM, Hampus	1	0	0	0	1	2	ANA 2014
MARCHAND, Brad	2	1	2	3	4	0	BOS 2019, BOS 2021
McAVOY, Charlie	1	1	0	1	2	0	BOS 2021
PASTRNAK, David	2	4	1	5	4	0	BOS 2019, BOS 2021
REILLY, Mike	1	0	1	1	E	0	MIN 2016
SMITH, Craig	2	0	2	2	1	0	NSH 2020, BOS 2021
STRALMAN, Anton	3	0	2	2	5	0	NYR 2012, NYR 2014

* * * *

PITTSBURGH PENGUINS (16)

Skater	GP	G	A	P	+/-	PIM	Team(s)
CARTER, Jeff	4	0	2	2	-4	4	PHI 2010, LAK 2014, LAK 2015, LAK 2020
CROSBY, Sidney	5	2	2	4	-3	0	PIT 2008, PIT 2011, PIT 2014, PIT 2017, PIT 2019
DUMOULIN, Brian	2	0	1	1	2	0	PIT 2017, PIT 2019
GUENTZEL, Jake	2	0	2	2	1	2	PIT 2017, PIT 2019
HEINEN, Danton	1	0	0	0	E	0	BOS 2019
KAPANEN, Kasper	1	0	0	0	-1	0	TOR 2018
LETANG, Kris	3	0	2	2	2	2	PIT 2008, PIT 2011, PIT 2019
MALKIN, Evgeni	5	2	1	3	4	4	PIT 2008, PIT 2011, PIT 2014, PIT 2017, PIT 2019
PETRY, Jeff	2	0	0	0	-3	0	MTL 2016, MTL 2017
PETTERSSON, Marcus	1	0	0	0	-1	0	PIT 2019
RUHWEDEL, Chad	2	1	0	1	-1	0	PIT 2017, PIT 2019
RUST, Bryan	1	0	0	0	-2	0	PIT 2019
RUTTA, Jan	1	0	0	0	E	0	TBL 2022
ZUCKER, Jason	1	0	0	0	E	0	MIN 2016

Goaltender	GP	W	L	T	OT	GAA	SV%	SO	Team(s)
DeSMITH, Casey				---	DNP	---			PIT 2019

Head Coach	GC	W	L	T	OT	P%	Team(s)
SULLIVAN, Mike	2	1	0	---	1	.750	PIT 2017, PIT 2019

OUTDOOR EXPERIENCE OUTSIDE THE NHL

BOSTON BRUINS

* **Trent Frederic** and **Jeremy Swayman** dressed for the United States in the first outdoor game in World Junior Championship history, in front of 44,592 fans at New Era Field in Orchard Park, N.Y., on Dec. 29, 2017. The U.S. earned a 4-3 shootout win against Canada.

* **Charlie McAvoy** scored a goal to help Boston University earn a 5-3 win against UMass at Frozen Fenway 2017.

* **Jim Montgomery** was head coach of the University of Denver in its 4-1 win against Colorado College during the Battle on Blake at Coors Field in Denver on Feb. 20, 2016. Penguins forward **Danton Heinen** had 1-1—2 for the Pioneers.

* **Mike Reilly** helped the University of Minnesota get a 1-0 win against Ohio State University during the 2014 Hockey City Classic at TCF Bank Stadium in Minneapolis. Reilly also skated outdoors with the Golden Gophers in their 3-2 loss to the University of Wisconsin during the OfficeMax Hockey City Classic at Soldier Field in Chicago on Feb. 17, 2013.

* **Dan Renouf** recorded an assist as the University of Maine earned a 7-3 victory against Boston University at Frozen Fenway 2014. **Matt Grzelcyk** was a member of the Terriers that season, but missed the game due to a separated shoulder.

* **Derek Forbort** helped the University of North Dakota earn a 5-2 win against the University of Nebraska-Omaha during the Mutual of Omaha Battles on Ice at TD Ameritrade Park in Omaha, Neb., on Feb. 9, 2013. He skated alongside Penguins forward **Drake Caggiula** and across from Pittsburgh forward **Josh Archibald**.

* **Craig Smith** collected an assist with the University of Wisconsin in its 3-2 win against the University of Michigan during the Camp Randall Hockey Classic at Camp Randall Stadium in Madison, Wis., on Feb. 6, 2010. He skated across from Wolverines forward **Matt Rust**, who is the brother of Penguins forward **Bryan Rust**.

PITTSBURGH PENGUINS

* **Sam Poulin** skated with the Sherbrooke Phoenix in their 4-1 loss to the Drummondville Voltigeurs during the 2018 QMJHL Winter Classic at La Patinoire Victor-Pepin in Drummondville, Que.

* **Ryan Poehling** represented the United States in the first outdoor game in World Junior Championship history, in front of 44,592 fans at New Era Field in Orchard Park, N.Y., on Dec. 29, 2017. The U.S. earned a 4-3 shootout win against Canada.

* **Danton Heinen** had 1-1—2 as the University of Denver picked up 4-1 win against Colorado College during the Battle on Blake at Coors Field in Denver on Feb. 20, 2016. Bruins head coach **Jim Montgomery** was the Pioneers' bench boss at the time.

* **Bryan Rust** registered 1-1—2 as the University of Notre Dame suffered a 4-3 loss to Boston College at Frozen Fenway 2014. Rust also recorded an assist in the Fighting Irish's 2-1 win against Miami University during the OfficeMax Hockey City Classic at Soldier Field in Chicago on Feb. 17, 2013.

* Assistant coach **Mike Vellucci** was bench boss and general manager of the OHL's Plymouth Whalers in their 2-1 shootout win against the London Knights during the 2013 Hockeytown Winter Festival at Comerica Park in Detroit in the lead-up to the 2014 Winter Classic at Michigan Stadium.

* **Chad Ruhwedel** helped the AHL's Rochester Americans earn a 5-4 shootout win against the Lake Erie Monsters during Frozen Frontier at Frontier Field in Rochester, N.Y., on Dec. 13, 2013.

* **Casey DeSmith** made 28 saves in 61:29 as the University of New Hampshire rallied from a 4-2 third-period deficit to force overtime before eventually falling to the University of Maine at Frozen Fenway 2012.

* **Brian Dumoulin** helped the Wilkes-Barre/Scranton Penguins pick up a 2-1 overtime win against the Hershey Bears during the 2013 AHL Outdoor Classic at Hersheypark Stadium in Hershey, Pa. Dumoulin also skated with Boston College in its 2-1 victory versus Northeastern University at Frozen Fenway 2012.

* **Drake Caggiula** and the University of North Dakota faced off with **Josh Archibald** and the University of Nebraska-Omaha during the Mutual of Omaha Battles on Ice at TD Ameritrade Park in Omaha, Neb., on Feb. 9, 2013. Caggiula, who skated alongside Bruins defenseman **Derek Forbort**, earned a 5-2 win despite Archibald scoring a goal for the Mavericks.

LIST OF OUTDOOR NHL GAMES

Date	Location	Venue	Final Score				GWG	Time	Attend.	Temp.
Feb. 18, 2023 [†]	Raleigh, N.C.	Carter-Finley Stadium	Washington			Carolina				
Jan. 2, 2023 [*]	Boston, Mass.	Fenway Park	Pittsburgh			Boston				
March 13, 2022 [^]	Hamilton, Ont.	Tim Hortons Field	Toronto	2	at	Buffalo	5	V. Hinostroza	5:16 (3rd)	26,119 29°F/-2°C
Feb. 26, 2022 [†]	Nashville, Tenn.	Nissan Stadium	Tampa Bay	3	at	Nashville	2	S. Stamkos	11:31 (3rd)	68,619 40°F/4°C
Jan. 1, 2022 [*]	Minneapolis, Minn.	Target Field	St. Louis	6	at	Minnesota	4	J. Kyrrou	17:58 (2nd)	38,619 -6°F/-21°C
Feb. 21, 2021 [§]	Stateline, Nev.	Edgewood Tahoe Resort	Philadelphia	3	at	Boston	7	C. Coyle	16:14 (2nd)	--- 42°F/6°C
Feb. 20, 2021 [§]	Stateline, Nev.	Edgewood Tahoe Resort	Vegas	2	at	Colorado	3	D. Toews	13:11 (3rd)	--- 34°F/1°C
Feb. 15, 2020 [†]	Colorado Springs, Colo.	Falcon Stadium	Los Angeles	3	at	Colorado	1	T. Toffoli	19:05 (3rd)	43,574 33°F/1°C
Jan. 1, 2020 [*]	Dallas, Texas	Cotton Bowl Stadium	Nashville	2	at	Dallas	4	A. Radulov	5:06 (3rd)	85,630 55°F/13°C
Oct. 26, 2019 [^]	Regina, Sask.	Mosaic Stadium	Calgary	1	at	Winnipeg	2	B. Little	3:04 (OT)	33,518 27°F/-3°C
Feb. 23, 2019 [†]	Philadelphia, Pa.	Lincoln Financial Field	Pittsburgh	3	at	Philadelphia	4	C. Giroux	1:59 (OT)	69,620 41°F/5°C
Jan. 1, 2019 [*]	South Bend, Ind.	Notre Dame Stadium	Boston	4	at	Chicago	2	S. Kuraly	10:20 (3rd)	76,126 36°F/2°C
March 3, 2018 [†]	Annapolis, Md.	Navy-Marine Corps Stadium	Toronto	2	at	Washington	5	N. Backstrom	16:20 (1st)	29,516 42°F/6°C
Jan. 1, 2018 [*]	New York, N.Y.	Citi Field	NY Rangers	3	at	Buffalo	2	J. Miller	2:43 (OT)	41,821 21°F/-6°C
Dec. 16, 2017 [∞]	Ottawa, Ont.	Lansdowne Park	Montreal	0	at	Ottawa	3	J. Pageau	14:55 (2nd)	33,959 13°F/-11°C
Feb. 25, 2017 [†]	Pittsburgh, Pa.	Heinz Field	Philadelphia	2	at	Pittsburgh	4	M. Cullen	1:50 (3rd)	67,318 36°F/2°C
Jan. 2, 2017 [*]	St. Louis, Mo.	Busch Stadium	Chicago	1	at	St. Louis	4	V. Tarasenko	12:05 (3rd)	46,556 46°F/8°C
Jan. 1, 2017 [°]	Toronto, Ont.	Exhibition Stadium	Detroit	4	at	Toronto	5	A. Matthews	3:40 (OT)	40,148 37°F/3°C
Oct. 23, 2016 [^]	Winnipeg, Man.	Investors Group Field	Edmonton	3	at	Winnipeg	0	M. Letestu	9:24 (2nd)	33,240 50°F/10°C
Feb. 27, 2016 [†]	Denver, Colo.	Coors Field	Detroit	5	at	Colorado	3	B. Richards	19:00 (3rd)	50,095 65°F/18°C
Feb. 21, 2016 [†]	Minneapolis, Minn.	TCF Bank Stadium	Chicago	1	at	Minnesota	6	T. Vanek	7:10 (1st)	50,426 35°F/2°C
Jan. 1, 2016 [*]	Foxborough, Mass.	Gillette Stadium	Montreal	5	at	Boston	1	P. Byron	2:00 (2nd)	67,246 41°F/5°C
Feb. 21, 2015 [†]	Santa Clara, Calif.	Levi's Stadium	Los Angeles	2	at	San Jose	1	M. Gaborik	4:04 (3rd)	70,205 57°F/14°C
Jan. 1, 2015 [*]	Washington, D.C.	Nationals Park	Chicago	2	at	Washington	3	T. Brouwer	19:47 (3rd)	42,832 43°F/6°C
March 2, 2014 [^]	Vancouver, B.C.	BC Place	Ottawa	4	at	Vancouver	2	C. Ceci	10:11 (2nd)	54,194 37°F/3°C
March 1, 2014 [†]	Chicago, Ill.	Soldier Field	Pittsburgh	1	at	Chicago	5	J. Toews	10:47 (2nd)	62,921 17°F/-8°C
Jan. 29, 2014 [†]	New York, N.Y.	Yankee Stadium	NY Rangers	2	at	NY Islanders	1	D. Carcillo	4:36 (3rd)	50,027 22°F/-6°C
Jan. 26, 2014 [†]	New York, N.Y.	Yankee Stadium	NY Rangers	7	at	New Jersey	3	M. Zuccarello	12:44 (2nd)	50,105 25°F/-4°C
Jan. 25, 2014 [†]	Los Angeles, Calif.	Dodger Stadium	Anaheim	3	at	Los Angeles	0	C. Perry	2:45 (1st)	54,099 62°F/17°C
Jan. 1, 2014 [*]	Ann Arbor, Mich.	Michigan Stadium	Toronto	3	at	Detroit	2	T. Bozak	SO	105,491 13°F/-11°C
Jan. 2, 2012 [*]	Philadelphia, Pa.	Citizens Bank Park	NY Rangers	3	at	Philadelphia	2	B. Richards	5:21 (3rd)	46,967 41°F/5°C
Feb. 20, 2011 [^]	Calgary, Alta.	McMahon Stadium	Montreal	0	at	Calgary	4	R. Bourque	8:09 (1st)	41,022 18°F/-8°C
Jan. 1, 2011 [*]	Pittsburgh, Pa.	Heinz Field	Washington	3	at	Pittsburgh	1	E. Fehr	14:45 (2nd)	68,111 50°F/10°C
Jan. 1, 2010 [*]	Boston, Mass.	Fenway Park	Philadelphia	1	at	Boston	2	M. Sturm	1:57 (OT)	38,112 35°F/2°C
Jan. 1, 2009 [*]	Chicago, Ill.	Wrigley Field	Detroit	6	at	Chicago	4	B. Rafalski	3:07 (3rd)	40,818 32°F/0°C
Jan. 1, 2008 [*]	Orchard Park, N.Y.	Ralph Wilson Stadium	Pittsburgh	2	at	Buffalo	1	S. Crosby	SO	71,217 33°F/1°C
Nov. 22, 2003 [^]	Edmonton, Alta.	Commonwealth Stadium	Montreal	4	at	Edmonton	3	R. Zednik	14:18 (3rd)	57,167 0°F/-18°C

° Centennial Classic

^ Heritage Classic

∞ NHL 100 Classic

§ Outdoors at Lake Tahoe

† Stadium Series

* Winter Classic

RESULTS, WEATHER AND ATTENDANCE FOR OUTDOOR NHL GAMES

2022 Tim Hortons NHL Heritage Classic

March 13, 2022

Tim Hortons Field, Hamilton, Ont.

Toronto Maple Leafs 2 at Buffalo Sabres 5

Weather at Puck Drop: 29°F/-2°C, snow, windy

Attendance: 26,119

2022 Navy Federal Credit Union NHL Stadium Series

Feb. 26, 2022

Nissan Stadium, Nashville, Tenn.

Tampa Bay Lightning 3 at Nashville Predators 2

Weather at Puck Drop: 40°F/4°C, partly cloudy

Attendance: 68,619

2022 Discover NHL Winter Classic

Jan. 1, 2022

Target Field, Minneapolis, Minn.

St. Louis Blues 6 at Minnesota Wild 4

Weather at Puck Drop: -6°F/-21°C, frigid, intermittent clouds

Attendance: 38,619

NHL Outdoors at Lake Tahoe

Feb. 21, 2021

Edgewood Tahoe Resort, Stateline, Nev.

Philadelphia Flyers 3 at Boston Bruins 7

Weather at Puck Drop: 42°F/6°C, sunny

Attendance: No fans permitted due to COVID-19 pandemic

NHL Outdoors at Lake Tahoe

Feb. 20, 2021

Edgewood Tahoe Resort, Stateline, Nev.

Vegas Golden Knights 2 at Colorado Avalanche 3

Weather at Puck Drop: 34°F/1°C, sunny

Attendance: No fans permitted due to COVID-19 pandemic

2020 Navy Federal Credit Union NHL Stadium Series

Feb. 15, 2020

Falcon Stadium, Colorado Springs, Colo.

Los Angeles Kings 3 at Colorado Avalanche 1

Weather at Puck Drop: 33°F/1°C, breezy

Attendance: 43,574

2020 Bridgestone NHL Winter Classic

Jan. 1, 2020

Cotton Bowl Stadium, Dallas, Texas

Nashville Predators 2 at Dallas Stars 4

Weather at Puck Drop: 55°F/13°C, overcast

Attendance: 85,630

2019 Tim Hortons NHL Heritage Classic

Oct. 26, 2019

Mosaic Stadium, Regina, Sask.

Calgary Flames 1 at Winnipeg Jets 2 (OT)

Weather at Puck Drop: 27°F/-3°C, flurries

Attendance: 33,518

2019 Coors Light NHL Stadium Series

Feb. 23, 2019

Lincoln Financial Field, Philadelphia, Pa.

Pittsburgh Penguins 3 at Philadelphia Flyers 4 (OT)

Weather at Puck Drop: 41°F/5°C, drizzle

Attendance: 69,620

2019 Bridgestone NHL Winter Classic

Jan. 1, 2019

Notre Dame Stadium, South Bend, Ind.

Boston Bruins 4 at Chicago Blackhawks 2

Weather at Puck Drop: 36°F/2°C, cloudy

Attendance: 76,126

2018 Coors Light NHL Stadium Series

March 3, 2018

Navy-Marine Corps Memorial Stadium, Annapolis, Md.

Toronto Maple Leafs 2 at Washington Capitals 5

Weather at Puck Drop: 42°F/6°C, windy

Attendance: 29,516

2018 Bridgestone NHL Winter Classic

Jan. 1, 2018

Citi Field, New York, N.Y.

New York Rangers 3 at Buffalo Sabres 2 (OT)

Weather at Puck Drop: 21°F/-6°C, sunny, windy

Attendance: 41,821

2017 Scotiabank NHL100 Classic

Dec. 16, 2017

Lansdowne Park, Ottawa, Ont.

Montreal Canadiens 0 at Ottawa Senators 3

Weather at Puck Drop: 13°F/-11°C, windy

Attendance: 33,959

2017 Coors Light NHL Stadium Series

Feb. 25, 2017

Heinz Field, Pittsburgh, Pa.

Philadelphia Flyers 2 at Pittsburgh Penguins 4

Weather at Puck Drop: 36°F/2°C, windy

Attendance: 67,318

2017 Bridgestone NHL Winter Classic

Jan. 2, 2017

Busch Stadium, St. Louis, Mo.

Chicago Blackhawks 1 at St. Louis Blues 4

Weather at Puck Drop: 46°F/8°C, mist

Attendance: 46,556

2017 Scotiabank NHL Centennial Classic

Jan. 1, 2017

Exhibition Stadium, Toronto, Ont.

Detroit Red Wings 4 at Toronto Maple Leafs 5 (OT)

Weather at Puck Drop: 37°F/3°C, sunny

Attendance: 40,148

2016 Tim Hortons NHL Heritage Classic

Oct. 23, 2016

Investors Group Field, Winnipeg, Man.

Edmonton Oilers 3 at Winnipeg Jets 0

Weather at Puck Drop: 50°F/10°C, sunny

Attendance: 33,240

2016 Coors Light NHL Stadium Series

Feb. 27, 2016

Coors Field, Denver, Colo.

Detroit Red Wings 5 at Colorado Avalanche 3

Weather at Puck Drop: 65°F/18°C, clear

Attendance: 50,095

2016 Coors Light NHL Stadium Series

Feb. 21, 2016

TCF Bank Stadium, Minneapolis, Minn.

Chicago Blackhawks 1 at Minnesota Wild 6

Weather at Puck Drop: 35°F/2°C, cloudy

Attendance: 50,426

2016 Bridgestone NHL Winter Classic

Jan. 1, 2016

Gillette Stadium, Foxborough, Mass.

Montreal Canadiens 5 at Boston Bruins 1

Weather at Puck Drop: 41°F/5°C, cloudy, light winds

Attendance: 67,246

2015 Coors Light NHL Stadium Series

Feb. 21, 2015

Levi's Stadium, Santa Clara, Calif.

Los Angeles Kings 2 at San Jose Sharks 1

Weather at Puck Drop: 57°F/14°C, fair

Attendance: 70,205

2015 Bridgestone NHL Winter Classic

Jan. 1, 2015

Nationals Park, Washington, D.C.

Chicago Blackhawks 2 at Washington Capitals 3

Weather at Puck Drop: 43°F/6°C, sunny

Attendance: 42,832

2014 Tim Hortons NHL Heritage Classic

March 2, 2014

BC Place, Vancouver, B.C.

Ottawa Senators 4 at Vancouver Canucks 2

Weather at Puck Drop: 37°F/3°C*

Attendance: 54,194

* Venue's roof was closed due to rain

2014 Coors Light NHL Stadium Series

March 1, 2014

Soldier Field, Chicago, Ill.

Pittsburgh Penguins 1 at Chicago Blackhawks 5

Weather at Puck Drop: 17°F/-8°C, snow, swirling wind

Attendance: 62,921

2014 Coors Light NHL Stadium Series

Jan. 29, 2014

Yankee Stadium, New York, N.Y.

New York Rangers 2 at New York Islanders 1

Weather at Puck Drop: 22°F/-6°C, clear

Attendance: 50,027

2014 Coors Light NHL Stadium Series

Jan. 26, 2014

Yankee Stadium, New York, N.Y.

New York Rangers 7 at New Jersey Devils 3

Weather at Puck Drop: 25°F/-4°C, partly cloudy

Attendance: 50,105

2014 Coors Light NHL Stadium Series

Jan. 25, 2014

Dodger Stadium, Los Angeles, Calif.

Anaheim Ducks 3 at Los Angeles Kings 0

Weather at Puck Drop: 62°F/17°C, clear

Attendance: 54,099

2014 Bridgestone NHL Winter Classic

Jan. 1, 2014

Michigan Stadium, Ann Arbor, Mich.

Toronto Maple Leafs 3 at Detroit Red Wings 2 (SO)

Weather at Puck Drop: 13°F/-11°C, snow, swirling wind

Attendance: 105,491

2012 Bridgestone NHL Winter Classic

Jan. 2, 2012

Citizens Bank Park, Philadelphia, Pa.

New York Rangers 3 at Philadelphia Flyers 2

Weather at Puck Drop: 41°F/5°C, partly cloudy

Attendance: 46,967

2011 Tim Hortons NHL Heritage Classic

Feb. 20, 2011

McMahon Stadium, Calgary, Alta.

Montreal Canadiens 0 at Calgary Flames 4

Weather at Puck Drop: 18°F/-8°C, clear, wind

Attendance: 41,022

2011 Bridgestone NHL Winter Classic

Jan. 1, 2011

Heinz Field, Pittsburgh, Pa.

Washington Capitals 3 at Pittsburgh Penguins 1

Weather at Puck Drop: 50°F/10°C, overcast, light rain

Attendance: 68,111

2010 Bridgestone NHL Winter Classic

Jan. 1, 2010

Fenway Park, Boston, Mass.

Philadelphia Flyers 1 at Boston Bruins 2 (OT)

Weather at Puck Drop: 35°F/2°C, overcast

Attendance: 38,112

2009 Bridgestone NHL Winter Classic

Jan. 1, 2009

Wrigley Field, Chicago, Ill.

Detroit Red Wings 6 at Chicago Blackhawks 4

Weather at Puck Drop: 32°F/0°C, overcast, swirling wind

Attendance: 40,818

2008 AMP Energy NHL Winter Classic

Jan. 1, 2008

Ralph Wilson Stadium, Orchard Park, N.Y.

Pittsburgh Penguins 2 at Buffalo Sabres 1 (SO)

Weather at Puck Drop: 33°F/1°C, flurries

Attendance: 71,217

2003 Molson Canadian NHL Heritage Classic

Nov. 22, 2003

Commonwealth Stadium, Edmonton, Alta.

Montreal Canadiens 4 at Edmonton Oilers 3

Weather at Puck Drop: 0°F/-18°C, clear, severe wind chill

Attendance: 57,167

OUTDOOR NHL GAME ATTENDANCE BREAKDOWN

Total Attendance by Game Type

Centennial Classic (1): 40,148

Heritage Classic (6): 245,260

NHL100 Classic (1): 33,959

Outdoors at Lake Tahoe (2): ---

Stadium Series (12): 666,525

Winter Classic (13): 769,546

Overall (35): 1,755,438

Average Attendance by Game Type

Centennial Classic (1): 40,148

Heritage Classic (6): 40,877

NHL100 Classic (1): 33,959

Outdoors at Lake Tahoe (2): ---

Stadium Series (12): 55,544

Winter Classic (13): 59,196

Overall (35): 53,195*

** Does not include Outdoors at Lake Tahoe (no fans permitted due to COVID-19 pandemic)*

* * * * *

ATTENDANCE BY GAME TYPE

Date	Outdoor Game	Host City	Host Venue	Attendance
Jan. 1, 2017	Centennial Classic	Toronto, Ont.	Exhibition Stadium	40,148
Nov. 22, 2003	Heritage Classic	Edmonton, Alta.	Commonwealth Stadium	57,167
Feb. 20, 2011	Heritage Classic	Calgary, Alta.	McMahon Stadium	41,022
March 2, 2014	Heritage Classic	Vancouver, B.C.	BC Place	54,194
Oct. 23, 2016	Heritage Classic	Winnipeg, Man.	Investors Group Field	33,240
Oct. 26, 2019	Heritage Classic	Regina, Sask.	Mosaic Stadium	33,518
March 13, 2022	Heritage Classic	Hamilton, Ont.	Tim Hortons Field	26,119
Dec. 16, 2017	NHL100 Classic	Ottawa, Ont.	Lansdowne Park	33,959
Feb. 20, 2021	Outdoors at Lake Tahoe	Stateline, Nev.	Edgewood Tahoe Resort	---
Feb. 21, 2021	Outdoors at Lake Tahoe	Stateline, Nev.	Edgewood Tahoe Resort	---
Jan. 25, 2014	Stadium Series	Los Angeles, Calif.	Dodger Stadium	54,099
Jan. 26, 2014	Stadium Series	New York, N.Y.	Yankee Stadium	50,105
Jan. 29, 2014	Stadium Series	New York, N.Y.	Yankee Stadium	50,027
March 1, 2014	Stadium Series	Chicago, Ill.	Soldier Field	62,921
Feb. 21, 2015	Stadium Series	Santa Clara, Calif.	Levi's Stadium	70,205
Feb. 21, 2016	Stadium Series	Minneapolis, Minn.	TCF Bank Stadium	50,426
Feb. 27, 2016	Stadium Series	Denver, Colo.	Coors Field	50,095
Feb. 25, 2017	Stadium Series	Pittsburgh, Pa.	Heinz Field	67,318
March 3, 2018	Stadium Series	Annapolis, Md.	Navy-Marine Corps Memorial Stadium	29,516
Feb. 23, 2019	Stadium Series	Philadelphia, Pa.	Lincoln Financial Field	69,620
Feb. 15, 2020	Stadium Series	Colorado Springs, Colo.	Falcon Stadium	43,574
Feb. 26, 2022	Stadium Series	Nashville, Tenn.	Nissan Stadium	68,619
Jan. 1, 2008	Winter Classic	Orchard Park, N.Y.	Ralph Wilson Stadium	71,217
Jan. 1, 2009	Winter Classic	Chicago, Ill.	Wrigley Field	40,818
Jan. 1, 2010	Winter Classic	Boston, Mass.	Fenway Park	38,112
Jan. 1, 2011	Winter Classic	Pittsburgh, Pa.	Heinz Field	68,111
Jan. 2, 2012	Winter Classic	Philadelphia, Pa.	Citizens Bank Park	46,967
Jan. 1, 2014	Winter Classic	Ann Arbor, Mich.	Michigan Stadium	105,491
Jan. 1, 2015	Winter Classic	Washington, D.C.	Nationals Park	42,832
Jan. 1, 2016	Winter Classic	Foxborough, Mass.	Gillette Stadium	67,246
Jan. 2, 2017	Winter Classic	St. Louis, Mo.	Busch Stadium	46,556
Jan. 1, 2018	Winter Classic	New York, N.Y.	Citi Field	41,821
Jan. 1, 2019	Winter Classic	South Bend, Ind.	Notre Dame Stadium	76,126
Jan. 1, 2020	Winter Classic	Dallas, Texas	Cotton Bowl Stadium	85,630
Jan. 1, 2022	Winter Classic	Minneapolis, Minn.	Target Field	38,619
Total				1,755,438

* * * * *

ATTENDANCE IN DESCENDING ORDER

Date	Outdoor Game	Host City	Host Venue	Attendance
Jan. 1, 2014	Winter Classic	Ann Arbor, Mich.	Michigan Stadium	105,491
Jan. 1, 2020	Winter Classic	Dallas, Texas	Cotton Bowl Stadium	85,630
Jan. 1, 2019	Winter Classic	South Bend, Ind.	Notre Dame Stadium	76,126
Jan. 1, 2008	Winter Classic	Orchard Park, N.Y.	Ralph Wilson Stadium	71,217
Feb. 21, 2015	Stadium Series	Santa Clara, Calif.	Levi's Stadium	70,205
Feb. 23, 2019	Stadium Series	Philadelphia, Pa.	Lincoln Financial Field	69,620
Feb. 26, 2022	Stadium Series	Nashville, Tenn.	Nissan Stadium	68,619
Jan. 1, 2011	Winter Classic	Pittsburgh, Pa.	Heinz Field	68,111
Feb. 25, 2017	Stadium Series	Pittsburgh, Pa.	Heinz Field	67,318
Jan. 1, 2016	Winter Classic	Foxborough, Mass.	Gillette Stadium	67,246
March 1, 2014	Stadium Series	Chicago, Ill.	Soldier Field	62,921
Nov. 22, 2003	Heritage Classic	Edmonton, Alta.	Commonwealth Stadium	57,167
March 2, 2014	Heritage Classic	Vancouver, B.C.	BC Place	54,194
Jan. 25, 2014	Stadium Series	Los Angeles, Calif.	Dodger Stadium	54,099
Feb. 21, 2016	Stadium Series	Minneapolis, Minn.	TCF Bank Stadium	50,426
Jan. 26, 2014	Stadium Series	New York, N.Y.	Yankee Stadium	50,105
Feb. 27, 2016	Stadium Series	Denver, Colo.	Coors Field	50,095
Jan. 29, 2014	Stadium Series	New York, N.Y.	Yankee Stadium	50,027
Jan. 2, 2012	Winter Classic	Philadelphia, Pa.	Citizens Bank Park	46,967
Jan. 2, 2017	Winter Classic	St. Louis, Mo.	Busch Stadium	46,556
Feb. 15, 2020	Stadium Series	Colorado Springs, Colo.	Falcon Stadium	43,574
Jan. 1, 2015	Winter Classic	Washington, D.C.	Nationals Park	42,832
Jan. 1, 2018	Winter Classic	New York, N.Y.	Citi Field	41,821
Feb. 20, 2011	Heritage Classic	Calgary, Alta.	McMahon Stadium	41,022
Jan. 1, 2009	Winter Classic	Chicago, Ill.	Wrigley Field	40,818
Jan. 1, 2017	Centennial Classic	Toronto, Ont.	Exhibition Stadium	40,148
Jan. 1, 2022	Winter Classic	Minneapolis, Minn.	Target Field	38,619
Jan. 1, 2010	Winter Classic	Boston, Mass.	Fenway Park	38,112
Dec. 16, 2017	NHL100 Classic	Ottawa, Ont.	Lansdowne Park	33,959
Oct. 26, 2019	Heritage Classic	Regina, Sask.	Mosaic Stadium	33,518
Oct. 23, 2016	Heritage Classic	Winnipeg, Man.	Investors Group Field	33,240
March 3, 2018	Stadium Series	Annapolis, Md.	Navy-Marine Corps Memorial Stadium	29,516
March 13, 2022	Heritage Classic	Hamilton, Ont.	Tim Hortons Field	26,119
Feb. 20, 2021	Outdoors at Lake Tahoe	Stateline, Nev.	Edgewood Tahoe Resort	---
Feb. 21, 2021	Outdoors at Lake Tahoe	Stateline, Nev.	Edgewood Tahoe Resort	---
Total				1,755,438

HISTORY OF OUTDOOR NHL GAMES



2022 TIM HORTONS NHL HERITAGE CLASSIC

Tim Hortons Field – Hamilton, Ont.

March 13, 2022

Toronto Maple Leafs 2 at Buffalo Sabres 5

Attendance: 26,119

[Game Summary](#) | [Event Summary](#)



Playing in front of a sold-out crowd of 26,119 fans at Tim Hortons Field in Hamilton, Ont., the Sabres scored four unanswered goals to rally from a 2-1 deficit and defeat the Maple Leafs in the 2022 Tim Hortons Heritage Classic.

Vinnie Hinostroza registered 2-1—3, including the tying and decisive goals, to help Buffalo claim its first outdoor win in its third appearance. Teammate **Peyton Krebs** became the third rookie to score twice in an outdoor NHL game, following **Anthony Mantha** and **Auston Matthews** during the 2017 Centennial Classic.

“It was probably the most fun I’ve had playing hockey,” Krebs said afterward.

* * * * *



2022 NAVY FEDERAL CREDIT UNION NHL STADIUM SERIES

Nissan Stadium – Nashville, Tenn.

Feb. 26, 2022

Tampa Bay Lightning 3 at Nashville Predators 2

Attendance: 68,619

[Game Summary](#) | [Event Summary](#)

Captain **Steven Stamkos** (1-2—3) factored on all three Lightning goals, included scoring the game-winner, to lift Tampa Bay to a victory in its outdoor NHL game debut – a 3-2 triumph over the Nashville Predators in the 2022 Navy Federal Credit Union NHL Stadium Series at Nissan Stadium.

“For a lot of us, this was our first experience in this atmosphere, and it kind of blew it out of the water,” Stamkos said. “It was amazing.”

A sellout crowd of 68,619 attended the game in Music City, which featured performances by nearly two dozen country music artists – headlined by **Miranda Lambert** and **Dierks Bentley**.



2022 DISCOVER NHL WINTER CLASSIC

Target Field – Minneapolis, Minn.

Jan. 1, 2022

St. Louis Blues 6 at Minnesota Wild 4

Attendance: 38,619

[Game Summary](#) | [Event Summary](#)



Jordan Kyrou (2-2—4) set outdoor NHL game records for points both in a period and a game to propel the Blues over the Wild in the 2022 Discover NHL Winter Classic, lifting St. Louis to a perfect 2-0-0 record in its two outdoor games (also 2017 WC).

“It was awesome. I thought the NHL did a fantastic job putting it on. The crowd, I was talking with [Jordan] Binnington about it after the game, especially that anthem, how it was to see that amount of people, fireworks and everything, the emotion of it,” said Blues captain **Ryan O’Reilly**. “They definitely did a great job. It’s so special to be around that, to be in a different setting. It was so much fun.”

A sellout crowd 38,619 fans braved the conditions at Target Field, where the puck drop temperature of -6°F/-21°C marked the coldest outdoor game in League history.

* * * * *



NHL OUTDOORS AT LAKE TAHOE

Honda NHL Outdoors Sunday

Edgewood Tahoe Resort – Stateline, Nev.

Feb. 21, 2021

Philadelphia Flyers 3 at Boston Bruins 7

[Game Summary](#) | [Event Summary](#)

David Pastrnak scored in the opening minute in both the first and second period and completed the second hat trick in outdoor NHL game history in the final frame to power the Bruins past the Flyers in Honda NHL Outdoors Sunday.

“Oh, man, it was beautiful,” Pastrnak said. “We enjoyed every second of it, as you could see . . . Overall, it’s great fun and really enjoyable out here. Too bad we have to leave.”

Boston (7) and Philadelphia (3) matched an outdoor NHL game record with 10 combined goals, while the Bruins tied the highest total by one team (also NYR in 2014 SS at NJD).

“Hats off to the NHL and everyone who made this happen,” Boston defenseman **John Moore** said. “It was really special. It’s a tough year without fans. You can’t really say enough about this event. I’ve been fortunate to play in a couple of outdoor games, and this one really blows them all out of the water.”




NHL OUTDOORS AT LAKE TAHOE

Bridgestone NHL Outdoors Saturday
Edgewood Tahoe Resort – Stateline, Nev.

Feb. 20, 2021

Vegas Golden Knights 2 at Colorado Avalanche 3

[Game Summary](#) | [Event Summary](#)



Nathan MacKinnon (1-2—3) matched the record for points in an outdoor NHL game to lift the Avalanche over the Golden Knights during Bridgestone NHL Outdoors Saturday – a contest that concluded more than 10 hours after opening puck drop because of a delay due to challenging ice conditions resulting from extreme sun.

The contest marked the first half of the NHL Outdoors at Lake Tahoe, a two-game series played along the south shore of North America's largest alpine lake – without spectators due to the COVID-19 pandemic.

The rink for the weekend, located on the lakefront 18th fairway of the golf course at the Edgewood Tahoe Resort, marked the first outdoor NHL games played atop a golf course, after the previous 30 were hosted by football venues (19 GP), baseball parks (10 GP) and a soccer stadium (1 GP).

* * * * *



2020 NAVY FEDERAL CREDIT UNION NHL STADIUM SERIES

Falcon Stadium – Colorado Springs, Colo.

Feb. 15, 2020

Los Angeles Kings 3 at Colorado Avalanche 1

Attendance: 43,574

[Game Summary](#) | [Event Summary](#)

Tyler Toffoli scored the first hat trick in NHL outdoor game history, including the tiebreaking goal at 19:05 of the third period, to power the Kings past the Avalanche in the 2020 Navy Federal Credit Union NHL Stadium Series in front of a sellout crowd of 43,574 at the U.S. Air Force Academy's Falcon Stadium.

Toffoli's tiebreaking goal marked the third last-minute, game-winning tally in NHL outdoor game history, following those by Washington's **Troy Brouwer** (2015 WC vs. CHI, 19:47) and Detroit's **Brad Richards** (2016 SS at COL, 19:00).



2020 BRIDGESTONE NHL WINTER CLASSIC

Cotton Bowl Stadium – Dallas, Texas

Jan. 1, 2020

Nashville Predators 2 at Dallas Stars 4

Attendance: 85,630

[Game Summary](#) | [Event Summary](#)



The Stars rallied from a 2-0 first-period deficit with a Texas-sized comeback, scoring four consecutive goals to win their outdoor NHL game debut over the Predators at the 2020 Bridgestone NHL Winter Classic. The 85,630 fans who filled the Cotton Bowl in bright green and gold marked the second-highest attended game in NHL history, behind only the 2014 Bridgestone NHL Winter Classic between the Red Wings and Maple Leafs at Michigan Stadium (105,491).

Trailing 2-1 entering the third period, Dallas got power-play goals from **Mattias Janmark** and **Alexander Radulov** in the first 5:06 to take a lead it would not relinquish.

“From a fan’s perspective, that was great hockey,” said Stars interim head coach **Rick Bowness**. “If I was out there watching that game and I was watching us on television, that was an awesome game. The whole thing was awesome.”

* * * * *



2019 TIM HORTONS NHL HERITAGE CLASSIC

Mosaic Stadium – Regina, Sask.

Oct. 26, 2019

Calgary Flames 1 at Winnipeg Jets 2 (OT)

Attendance: 33,518

[Game Summary](#) | [Event Summary](#)

Josh Morrissey tied the game with 4:11 remaining in regulation and **Bryan Little** scored at 3:04 of overtime to lift the Jets to a comeback victory over the Flames in the 2019 Tim Hortons NHL Heritage Classic, held at Mosaic Stadium in Regina, Sask.

“On a lot of levels, it was really exciting to come back,” said Morrissey, who grew up in Calgary and played the majority of his junior career in Prince Albert, Sask. “I guess when I turned pro and made the NHL I didn’t anticipate necessarily we’d get a chance to play back here in Saskatchewan, so I really tried to soak it in and thought a lot about my grandparents, who passed away before I made the NHL and they would have had a chance to watch me, so to come back here where they lived their whole lives was pretty special.”

A sellout crowd of 33,518 attended the NHL’s first-ever regular-season game in Regina as well as its first in Saskatchewan in 25 years, marking the League’s return to the province for the seventh time overall.



2019 COORS LIGHT NHL STADIUM SERIES

Lincoln Financial Field – Philadelphia, Pa.

Feb. 23, 2019

Pittsburgh Penguins 3 at Philadelphia Flyers 4 (OT)

Attendance: 69,620

[Game Summary](#) | [Event Summary](#)



Playing in his 800th NHL game (all w/ PHI), Flyers captain **Claude Giroux** scored the winning goal at 1:59 of overtime to give Philadelphia a 4-3 victory over Pittsburgh in front of the fifth-largest crowd in outdoor NHL game history.

“The experience was great,” Giroux said. “I’ve got goosebumps right now. I’ve been in this building a few times to watch the [NFL’s Philadelphia] Eagles, and to get a chance to play here is unbelievable.”

Giroux’s goal capped a dramatic late rally for the Flyers, who trailed the Penguins 3-1 late in the third period. **James van Riemsdyk**, playing in his record-tying sixth outdoor NHL game, scored at 16:56 of the final frame to close the gap to 3-2 before **Jakub Voracek** tied the game with 19.7 seconds remaining in regulation.

* * * * *



2019 BRIDGESTONE NHL WINTER CLASSIC

Notre Dame Stadium – South Bend, Ind.

Jan. 1, 2019

Boston Bruins 4 at Chicago Blackhawks 2

Attendance: 76,126

[Game Summary](#) | [Event Summary](#)

The then-second-largest crowd in NHL history (76,126) watched the Bruins defeat the Blackhawks in the 2019 Bridgestone NHL Winter Classic at historic Notre Dame Stadium, home of the Fighting Irish.

Dublin, Ohio, native **Sean Kuraly** scored the tiebreaking goal with 9:40 remaining in regulation to help Boston rally from a pair of one-goal deficits for its second win outdoors (also 2010 WC).

“As you can tell, it feels pretty good,” Kuraly said of his winning goal. “I’m not very good at hiding my emotions out there and there’s no reason to. You look up at the crowd and they just seem to keep going when you look up, and you look left and you look right.”



2018 COORS LIGHT NHL STADIUM SERIES

Navy-Marine Corps Memorial Stadium – Annapolis, Md.

March 3, 2018

Toronto Maple Leafs 2 at Washington Capitals 5

Attendance: 29,516

[Game Summary](#) | [Event Summary](#)



Nicklas Backstrom, **John Carlson** and **Evgeny Kuznetsov** each registered 1-2—3 to lift the Capitals over the Maple Leafs in the 2018 Coors Light NHL Stadium Series at Navy-Marine Corps Memorial Stadium, the NHL's first outdoor game at a U.S. service academy.

"Every whistle you're looking around and really taking it all in," said Capitals forward and Everett, Wash., native **T.J. Oshie**. "For us to go out and be able to enjoy something like this is an experience of a lifetime for us and it's all possible because of what our military guys do for us."

* * * * *



2018 BRIDGESTONE NHL WINTER CLASSIC

Citi Field – New York, N.Y.

Jan. 1, 2018

New York Rangers 3 at Buffalo Sabres 2 (OT)

Attendance: 41,821

[Game Summary](#) | [Event Summary](#)

The Sabres erased a 2-0 deficit, but **J.T. Miller** (1-1—2) scored at 2:43 of overtime to power the Rangers to a victory in the 2018 Bridgestone NHL Winter Classic at Citi Field. Miller recorded his fourth career overtime goal and second of the season.

"I kind of blacked out there [after scoring the overtime goal]," said Miller. "To get the win in front of 40,000 people is something you can only dream about."

The Rangers and Sabres played the fifth overtime game in the NHL's 24 outdoor contests – and second straight on New Year's Day.



2017 SCOTIABANK NHL 100 CLASSIC

Lansdowne Park – Ottawa, Ont.

Dec. 16, 2017

Montreal Canadiens 0 at Ottawa Senators 3

Attendance: 33,959

[Game Summary](#) | [Event Summary](#)



Craig Anderson stopped all 28 shots he faced and Ottawa native **Jean-Gabriel Pageau** scored the winning goal at 14:55 of the second period and to lead the Senators past the Canadiens in a frigid 2017 Scotiabank NHL100 Classic – nearly 100 years to the day of the first games in League history (Dec. 19, 1917).

Senators captain **Erik Karlsson** logged 32:55, the highest time on ice figure ever recorded in an outdoor NHL game. He also set an outdoor game mark for most blocked shots (8) and earned an assist on Pageau's decisive tally.

* * * * *



2017 COORS LIGHT NHL STADIUM SERIES

Heinz Field – Pittsburgh, Pa.

Feb. 25, 2017

Philadelphia Flyers 2 at Pittsburgh Penguins 4

Attendance: 67,318

[Game Summary](#) | [Event Summary](#)

Appearing in just his 23rd NHL game and first against Pittsburgh's intrastate rival, rookie **Jake Guentzel** collected two assists – including the primary helper on **Sidney Crosby's** game-opening goal – to earn 'First Star' honors and lead the Penguins past the Flyers in the 2017 Coors Light NHL Stadium Series.

"I gotta tell you, I don't know if I've had more fun playing hockey," said veteran teammate **Matt Cullen**, who scored the winning goal in his first outdoor NHL game appearance. "I was just kind of blown away by the atmosphere. It was pretty cool seeing how many people stuck around with low temperatures. Just the whole thing, it was one of those bucket list deals. I was really happy I got to be a part of it . . . This is what we all grew up doing. This is where we all fell in love with the game. It's just fun to be able to do this on such a big stage."



2017 BRIDGESTONE NHL WINTER CLASSIC

Busch Stadium – St. Louis, Mo.

Jan. 2, 2017

Chicago Blackhawks 1 at St. Louis Blues 4

Attendance: 46,556

[Game Summary](#) | [Event Summary](#)



Vladimir Tarasenko scored a pair of third-period goals to break a 1-1 tie and lift the Blues to a victory in the 2017 Bridgestone NHL Winter Classic, their first appearance in an outdoor NHL game. St. Louis became the 23rd team to participate in such a contest.

One day after the Maple Leafs captured the 2017 Scotiabank NHL Centennial Classic, the Blues became just the seventh home team to win an outdoor NHL game (21 GP: 7-12-2).

* * * * *



2017 SCOTIABANK NHL CENTENNIAL CLASSIC

Exhibition Stadium – Toronto, Ont.

Jan. 1, 2017

Detroit Red Wings 4 at Toronto Maple Leafs 5 (OT)

Attendance: 40,148

[Game Summary](#) | [Event Summary](#)

The Red Wings erased a 4-1 deficit in the third period – including the tying goal with 1.1 seconds remaining in regulation – but **Auston Matthews** (2-0—2) scored at 3:40 of overtime to power the Maple Leafs to a victory in the 2017 Scotiabank NHL Centennial Classic.

Toronto and Detroit played the fourth overtime game in the NHL's 20 outdoor contests. They also required extra time in their other such meeting, the 2014 Bridgestone NHL Winter Classic at The Big House in Ann Arbor, Mich. – a 3-2 shootout victory by the Maple Leafs.



2016 TIM HORTONS NHL HERITAGE CLASSIC

Investors Group Field – Winnipeg, Man.

Oct. 23, 2016

Edmonton Oilers 3 at Winnipeg Jets 0

Attendance: 33,240

[Game Summary](#) | [Event Summary](#)



Cam Talbot stopped all 31 shots he faced to lead the Oilers past the Jets in front of a sellout crowd of 33,240 at the 2016 Tim Hortons NHL Heritage Classic at Investors Group Field in Winnipeg. Talbot, who became a first-time father with the birth of twins four days prior, recorded the third shutout in the NHL's 19 outdoor games to date. The others: by Calgary's **Miikka Kiprusoff** in the 2011 Tim Hortons NHL Heritage Classic at McMahon Stadium (39 SV vs. MTL) and Anaheim's **Jonas Hiller** in the 2014 Coors Light NHL Stadium Series at Dodger Stadium (36 SV at LAK).

* * * * *



2016 COORS LIGHT NHL STADIUM SERIES

Coors Field – Denver, Colo.

Feb. 27, 2016

Detroit Red Wings 5 at Colorado Avalanche 3

Attendance: 50,095

[Game Summary](#) | [Event Summary](#)

Brad Richards, who started the 2016 Coors Light NHL Stadium Series at Coors Field by becoming the first player to appear in five outdoor NHL contests, lifted the Red Wings past the Avalanche by tallying the winning goal with one minute remaining in regulation. In doing so, he became the first player to register multiple winners in outdoor games; Richards also notched the decider in the Rangers' 3-2 victory over the Flyers in the 2012 Bridgestone NHL Winter Classic at Citizens Bank Park in Philadelphia.



2016 COORS LIGHT NHL STADIUM SERIES


TCF Bank Stadium – Minneapolis, Minn.

Feb. 21, 2016

Chicago Blackhawks 1 at Minnesota Wild 6

Attendance: 50,426

[Game Summary](#) | [Event Summary](#)



University of Minnesota alumnus **Erik Haula** (2010-13) posted 1-2—3 and earned ‘First Star’ honors to lift the Wild over the Blackhawks in the 2016 Coors Light NHL Stadium Series at TCF Bank Stadium in Minneapolis.

“You’re caught in awe and you’re looking around and enjoying the moment. And everything that surrounds it is awesome. And then you go out and there’s fireworks. The plane [flyover]. Everything’s just great,” said Wild forward **Jason Pominville**, who also equaled an outdoor NHL game record with 1-2—3. “It’s a treat to be able to play in one of these. They never get old. I enjoy watching them when we’re not playing in them. It’s obviously a lot of fun to play in them.”

* * * * *



2016 BRIDGESTONE NHL WINTER CLASSIC

Gillette Stadium – Foxborough, Mass.

Jan. 1, 2016

Montreal Canadiens 5 at Boston Bruins 1

Attendance: 67,246

[Game Summary](#) | [Event Summary](#)

Massachusetts native **Mike Condon** made 27 saves and **Brendan Gallagher** recorded 1-1—2 in his return from a 17-game absence to lead the Canadiens past the Bruins in the 2016 Bridgestone NHL Winter Classic at Gillette Stadium in Foxborough, Mass.

“Probably the most special [game of my career],” said Condon, who was born in nearby Holliston, Mass. “Bruins-Habs, Gillette Stadium. Winter Classic on New Year’s Day. I don’t think you could script it any better.”



2015 COORS LIGHT NHL STADIUM SERIES

Levi's Stadium – Santa Clara, Calif.

Feb. 21, 2015

Los Angeles Kings 2 at San Jose Sharks 1

Attendance: 70,205

[Game Summary](#) | [Event Summary](#)



Marian Gaborik snapped a 1-1 deadlock at 4:04 of the third period to power the Kings past the Sharks in the 2015 Coors Light NHL Stadium Series at Levi's Stadium in Santa Clara, Calif.

"This was by far the coolest sporting event I've been a part of," said Sharks forward **Tommy Wingels**. "I hope that the NHL continues to put games out here in California. I think it's great for these teams. I think it's great for the fans out here and I think it's great for everyone involved in hockey. I think they'll say the same thing. This was a pretty cool event. We didn't get the result we wanted, but I think this will be a memory we'll cherish for a while."

* * * * *



2015 BRIDGESTONE NHL WINTER CLASSIC

Nationals Park – Washington, D.C.

Jan. 1, 2015

Chicago Blackhawks 2 at Washington Capitals 3

Attendance: 42,832

[Game Summary](#) | [Event Summary](#)

Knotted at 2-2, **Troy Brouwer** scored the tiebreaking goal with 12.9 seconds remaining in regulation to power the Capitals past the Blackhawks in the 2015 Bridgestone NHL Winter Classic at Nationals Park in Washington, D.C.

"I've had some good moments in my hockey career before," said Brouwer, a seventh-round selection (214th overall) by the Blackhawks in the 2004 NHL Draft. "But this one, with all the intangibles that play a part of it, my parents being able to come into town . . . the dramatic fashion at the end of the game of how it played out, it's definitely going to be a memorable day."



2014 TIM HORTONS NHL HERITAGE CLASSIC

BC Place – Vancouver, B.C.

March 2, 2014

Ottawa Senators 4 at Vancouver Canucks 2

Attendance: 54,194

[Game Summary](#) | [Event Summary](#)



Trailing 2-0 midway through the first period, the Senators scored four unanswered goals to defeat the Canucks in the 2014 Tim Hortons NHL Heritage Classic, contested in front of 54,194 fans at BC Place in Vancouver.

“It’s a big win for us and it’s a great venue and it’s one of those things that we’ll be smiling about for a while, because it’s kind of a once-in-a-lifetime experience,” said Senators goaltender **Craig Anderson**.

“I thought both teams put on a great show for the fans,” added teammate **Clarke MacArthur**, who posted 1-1—2 to spark Ottawa’s comeback.

* * * * *



2014 COORS LIGHT NHL STADIUM SERIES

Soldier Field – Chicago, Ill.

March 1, 2014

Pittsburgh Penguins 1 at Chicago Blackhawks 5

Attendance: 62,921

[Game Summary](#) | [Event Summary](#)

Snow fell throughout the game, providing a winter wonderland for the finale of the 2014 Coors Light NHL Stadium Series at Soldier Field. More than 60,000 fans – the fourth-largest crowd in NHL history – braved the elements to watch the Blackhawks defeat the Penguins 5-1.

Captain **Jonathan Toews** led the way with 2-1—3, including the game-winner in highlight-reel fashion, to match the records for goals and points in an outdoor NHL game.



2014 COORS LIGHT NHL STADIUM SERIES


Yankee Stadium – New York, N.Y.

Jan. 29, 2014

New York Rangers 2 at New York Islanders 1

Attendance: 50,027

[Game Summary](#) | [Event Summary](#)



Henrik Lundqvist made 30 saves and **Daniel Carcillo** scored the tiebreaking goal at 4:36 of the third period to power the Rangers to 2-1 victory over the Islanders and a sweep of their two games at Yankee Stadium as part of the 2014 Coors Light NHL Stadium Series.

"It was another amazing night. I'm just thankful to get this opportunity and also [to] everyone [who] showed up to make it so special," said Lundqvist, who picked up his third outdoor NHL game win. "It's two days that I will remember for the rest of my life."

* * * * *



2014 COORS LIGHT NHL STADIUM SERIES

Yankee Stadium – New York, N.Y.

Jan. 26, 2014

New York Rangers 7 at New Jersey Devils 3

Attendance: 50,105

[Game Summary](#) | [Event Summary](#)

More than 50,000 fans watched the Devils battle the Rangers in the first of a twin bill at Yankee Stadium as part of the 2014 Coors Light NHL Stadium Series.

Trailing 3-1 late in the first period, the Rangers scored six unanswered goals to become the first team to win two outdoor NHL games, following their 3-2 victory over the Flyers in the 2012 Bridgestone NHL Winter Classic at Citizens Bank Park in Philadelphia.



2014 COORS LIGHT NHL STADIUM SERIES

Dodger Stadium – Los Angeles, Calif.

Jan. 25, 2014

Anaheim Ducks 3 at Los Angeles Kings 0

Attendance: 54,099

[Game Summary](#) | [Event Summary](#)



A sold-out crowd of 54,099 packed Dodger Stadium for the first matchup of the four-game 2014 Coors Light NHL Stadium Series, the first regular-season outdoor NHL game played in the U.S. west of the Mississippi River, the southernmost outdoor game in League history and the first-ever outdoor NHL game in California.

Ducks goaltender **Jonas Hiller** made 36 saves to record the second shutout in an outdoor NHL game and also stopped the second penalty shot in outdoor NHL game history, denying Kings forward **Anze Kopitar** at 9:46 of the first period en route to a 3-0 victory.

* * * * *



2014 BRIDGESTONE NHL WINTER CLASSIC

Michigan Stadium – Ann Arbor, Mich.

Jan. 1, 2014

Toronto Maple Leafs 3 at Detroit Red Wings 2 (SO)

Attendance: 105,491

[Game Summary](#) | [Event Summary](#) | [Shootout Summary](#)

A record crowd of 105,491 watched the Red Wings and Maple Leafs rekindle their Original Six rivalry at The Big House on the University of Michigan campus in the 2014 Bridgestone NHL Winter Classic.

Snow fell throughout the day, providing the perfect backdrop for a thrilling game. **Tyler Bozak** gave the Maple Leafs a 2-1 advantage early in the third period, but Red Wings forward and Michigan State alum **Justin Abdelkader** knotted the score with 5:32 remaining in regulation. After a scoreless overtime, the teams contested the second shootout in outdoor NHL game history, with Bozak proving the hero behind 41 saves (plus two more in the shootout) from **Jonathan Bernier**, who wore a toque on top of his mask.



2012 BRIDGESTONE NHL WINTER CLASSIC

Citizens Bank Park – Philadelphia, Pa.

Jan. 2, 2012

New York Rangers 3 at Philadelphia Flyers 2

Attendance: 46,967

[Game Summary](#) | [Event Summary](#)



The historic rivalry between the Flyers and Rangers was on full display when the teams moved outdoors to Citizens Bank Park in the 2012 Bridgestone NHL Winter Classic.

The action on the ice lived up to the sky-high expectations of the capacity crowd, as the tightly contested, physical game hung in the balance with 19.6 seconds remaining in the third period and the Flyers' **Danny Briere** standing alone at center ice after being awarded the first penalty shot in Winter Classic history. When Rangers All-Star goaltender **Henrik Lundqvist** proved to be up to the task, the road team escaped with a narrow 3-2 victory.

* * * * *



2011 TIM HORTONS NHL HERITAGE CLASSIC

McMahon Stadium – Calgary, Alta.

Feb. 20, 2011

Montreal Canadiens 0 at Calgary Flames 4

Attendance: 41,022

[Game Summary](#) | [Event Summary](#)

The Flames played host to the Canadiens in the 2011 Tim Hortons NHL Heritage Classic at Calgary's McMahon Stadium. A festive, sellout crowd of 41,022 braved cold temperatures on a sunny winter afternoon to see the hometown team pick up a 4-0 victory. **Rene Bourque** scored twice for the Flames, who sported retro maroon and yellow uniforms, and goaltender **Miikka Kiprusoff** made 39 saves to record the shutout.

The 2011 Tim Hortons NHL Heritage Classic marked the first NHL game contested outdoors in Canada since 2003.



2011 BRIDGESTONE NHL WINTER CLASSIC

Heinz Field – Pittsburgh, Pa.

Jan. 1, 2011

Washington Capitals 3 at Pittsburgh Penguins 1

Attendance: 68,111

[Game Summary](#) | [Event Summary](#)



The 2011 Bridgestone NHL Winter Classic was the most-viewed regular-season NHL game in the U.S. in 36 years, with an average of 4.5 million viewers watching in primetime as the Capitals defeated the Penguins in front of more than 68,000 at sold-out Heinz Field. The game, originally scheduled for the afternoon, was played at night under the bright lights of Heinz Field after a storm brought rain and forced the delayed start time.

The Jan. 1 game brought together two of the League's star players – **Sidney Crosby** and **Alex Ovechkin** – and provided an unforgettable experience for both.

The 2011 Bridgestone NHL Winter Classic also brought to life an HBO special titled "24/7 Penguins/Capitals: Road to the NHL Winter Classic," which earned a Sports Emmy Award for outstanding edited sports special.

* * * * *



2010 BRIDGESTONE NHL WINTER CLASSIC

Fenway Park – Boston, Mass.

Jan. 1, 2010

Philadelphia Flyers 1 at Boston Bruins 2 (OT)

Attendance: 38,112

[Game Summary](#) | [Event Summary](#)

The 2010 Bridgestone NHL Winter Classic "turned out to be the equivalent of a walk-off grand slam over the Green Monster at famed Fenway Park." After a magical day at Fenway Park, the third installment of the Winter Classic firmly established the event as a national sports property. Demand for tickets exceeded 307,000 requests and 38,112 attended the game.

"The experience is once-in-a-lifetime," said Flyers head coach **Peter Laviolette**. "Fenway Park. Bruins. Flyers. Forty-thousand people on a perfect day. You couldn't ask for anything better for the game of hockey." **Marco Sturm's** goal at the 1:57 mark of overtime capped a furious rally by the Bruins, who won by a 2-1 score.



2009 BRIDGESTONE NHL WINTER CLASSIC

Wrigley Field – Chicago, Ill.

Jan. 1, 2009

Detroit Red Wings 6 at Chicago Blackhawks 4

Attendance: 40,818

[Game Summary](#) | [Event Summary](#)



Historic Wrigley Field hosted the 2009 Bridgestone NHL Winter Classic. The 40,818 fans packing the ballpark and the thousands more on rooftops across the street enjoyed a fast-paced game played in comfortable 32°F/0°C weather.

The defending Stanley Cup champion Red Wings faced an early 3-1 deficit, but scored five straight goals to defeat the hometown Blackhawks, 6-4. Red Wings forward **Jiri Hudler** scored two goals and goaltender **Ty Conklin**, starting his third outdoor NHL game, made 43 saves in Detroit's victory.

* * * * *



2008 AMP ENERGY NHL WINTER CLASSIC

Ralph Wilson Stadium – Orchard Park, N.Y.

Jan. 1, 2008

Pittsburgh Penguins 2 at Buffalo Sabres 1 (SO)

Attendance: 71,217

[Game Summary](#) | [Event Summary](#) | [Shootout Summary](#)

A festive crowd of 71,217 fans – the most-ever to watch an NHL game – packed Western New York's Ralph Wilson Stadium on Jan. 1, 2008, for the AMP Energy NHL Winter Classic, the first regular-season outdoor NHL game in the U.S.

Played through a steady afternoon snowfall, the event took on a magical feel. In the end, the Penguins topped the Sabres, 2-1, in a shootout as Pittsburgh's 20-year-old captain **Sidney Crosby** finished the game in exciting fashion, beating Buffalo goaltender **Ryan Miller** in the tiebreaker as the snow continued to fall.

"When you see 70,000 people jammed into a stadium to watch hockey, it's a good sign," Crosby said. "The atmosphere and environment, I don't think you can beat that. It's something to look back on and say we had a lot of great memories being a part of it."



2003 MOLSON CANADIAN NHL HERITAGE CLASSIC

Commonwealth Stadium – Edmonton, Alta.

Nov. 22, 2003

Montreal Canadiens 4 at Edmonton Oilers 3

Attendance: 57,167

[Game Summary](#) | [Event Summary](#)



The Molson Canadian NHL Heritage Classic was staged at Edmonton's Commonwealth Stadium on Nov. 22, 2003. In the first-ever regular-season NHL game played outdoors, the Canadiens defeated the hometown Oilers, 4-3, in front of a crowd of 57,167. Temperatures during the latter part of the game dropped below 0°F/-18°C.

"Every guy in here knows how special this moment is," said Canadiens defenseman **Sheldon Souray**. "It's something that we can look back on at the end of our careers and be proud that we were a part of."

Edmonton's **Shawn Horcoff** added, "Walking out there for the first time was pretty amazing. Looking in the stands and seeing that many people was such a big thrill, something that will probably never happen again."

OUTDOOR NHL GAME RECORDS FOR TEAMS, SKATERS AND GOALTENDERS

2023 Discover NHL Winter Classic Participants Highlighted

TEAM RECORDS

MOST GAMES PLAYED

- 6 — **Chicago Blackhawks (2009 WC, 2014 SS-CHI, 2015 WC, 2016 SS-MIN, 2017 WC, 2019 WC)**
- 5 — Philadelphia Flyers (2010 WC, 2012 WC, 2017 SS, 2019 SS, 2021 LT-SUN)
- **Pittsburgh Penguins (2008 WC, 2011 WC, 2014 SS-CHI, 2017 SS, 2019 SS)**
- 4 — **Boston Bruins (2010 WC, 2016 WC, 2019 WC, 2021 LT-SUN)**
- Detroit Red Wings (2009 WC, 2014 WC, 2016 SS-COL, 2017 CC)
- Montreal Canadiens (2003 HC, 2011 HC, 2016 WC, 2017 NC)
- New York Rangers (2012 WC, 2014 SS-NY (2 GP), 2018 WC)
- Toronto Maple Leafs (2014 WC, 2017 CC, 2018 SS, 2022 HC)

MOST WINS

- 4 — **New York Rangers (4 GP)**
- 3 — Washington Capitals (3 GP)
- **Boston Bruins (4 GP)**

MOST GOALS, ONE TEAM, GAME

- 7 — **New York Rangers, Jan. 26, 2014 at NJD (Yankee Stadium) (SS)**
- **Boston Bruins, Feb. 21, 2021 vs. PHI (Edgewood Tahoe Resort) (LT)**
- 6 — Detroit Red Wings, Jan. 1, 2009 at CHI (Wrigley Field) (WC)
- Minnesota Wild, Feb. 21, 2016 vs. CHI (TCF Bank Stadium) (SS)
- St. Louis Blues, Jan. 1, 2022 at MIN (Target Field) (WC)

MOST GOALS, ONE TEAM, PERIOD

- 5 — **St. Louis Blues, Jan. 1, 2022 at MIN (2nd Period) (Target Field) (WC)**
- 4 — New York Rangers, Jan. 26, 2014 at NJD (2nd Period) (Yankee Stadium) (SS)
- Detroit Red Wings, Feb. 27, 2016 at COL (3rd Period) (Coors Field) (SS)
- Toronto Maple Leafs, Jan. 1, 2017 vs. DET (3rd Period) (Exhibition Stadium) (CC)
- **Boston Bruins, Feb. 21, 2021 vs. PHI (2nd Period) (Edgewood Tahoe Resort) (LT)**

MOST GOALS, BOTH TEAMS, GAME

- 10 — **Detroit Red Wings (6)-Chicago Blackhawks (4), Jan. 1, 2009 (Wrigley Field) (WC)**
- **New York Rangers (7)-New Jersey Devils (3), Jan. 26, 2014 (Yankee Stadium) (SS)**
- **Boston Bruins (7)-Philadelphia Flyers (3), Feb. 21, 2021 (Edgewood Tahoe Resort) (LT)**
- **St. Louis Blues (6)-Minnesota Wild (4), Jan. 1, 2022 (Target Field) (WC)**
- 9 — Toronto Maple Leafs (5)-Detroit Red Wings (4), Jan. 1, 2017 (Exhibition Stadium) (CC)

MOST GOALS, BOTH TEAMS, PERIOD

- 7 — **Toronto Maple Leafs (4)-Detroit Red Wings (3), Jan. 1, 2017 (3rd Period) (Exhibition Stadium) (CC)**
- 6 — St. Louis Blues (5)-Minnesota Wild (1), Jan. 1, 2022 (2nd Period) (Target Field) (WC)
- 5 — New Jersey Devils (3)-New York Rangers (2), Jan. 26, 2014 (1st Period) (Yankee Stadium) (SS)
- Detroit Red Wings (4)-Colorado Avalanche (1), Feb. 27, 2016 (3rd Period) (Coors Field) (SS)
- 4 — 8 tied, most recently Buffalo Sabres (2)-Toronto Maple Leafs (2), March 13, 2022 (2nd Period) (Tim Hortons Field) (HC)

FASTEST TWO GOALS, ONE TEAM

- 0:17 — **Detroit Red Wings, Jan. 1, 2009 at CHI (Brian Rafalski at 3:07 and Brett Lebda at 3:24 of 3rd Period) (Wrigley Field) (WC)**
- 0:33 — **Boston Bruins, Feb. 21, 2021 vs. PHI (Charlie Coyle at 16:14 and Trent Frederic at 16:47 of 2nd Period) (Edgewood Tahoe Resort) (LT)**
- 0:40 — Detroit Red Wings, Feb. 27, 2016 at COL (Brad Richards at 19:00 and Darren Helm at 19:40 of 3rd Period) (Coors Field) (SS)
- 0:50 — Los Angeles Kings, Feb. 15, 2020 at COL (Tyler Toffoli at 19:05 and 19:55 of 3rd Period) (Falcon Stadium) (SS)
- 1:06 — **Boston Bruins, Feb. 21, 2021 vs. PHI (Trent Frederic at 16:47 and Nick Ritchie at 17:53 of 2nd Period) (Edgewood Tahoe Resort) (LT)**

FASTEST TWO GOALS, ONE TEAM, FROM START OF GAME

- 6:19 — Washington Capitals, March 3, 2018 vs. TOR (Evgeny Kuznetsov at 3:50 and Alex Ovechkin at 6:19 of 1st Period) (Navy-Marine Corps Memorial Stadium) (SS)**
- 7:10 — Minnesota Wild, Feb. 21, 2016 vs. CHI (Matt Dumba at 3:25 and Thomas Vanek at 7:10 of 1st Period) (TCF Bank Stadium) (SS)
- 7:36 — Nashville Predators, Jan. 1, 2020 at DAL (Matt Duchene at 5:46 and Dante Fabbro at 7:36 of 1st Period) (Cotton Bowl Stadium) (WC)
- 8:12 — Anaheim Ducks, Jan. 25, 2014 at LAK (Corey Perry at 2:45 and Matt Beleskey at 8:12 of 1st Period) (Dodger Stadium) (SS)
- 8:20 — New York Rangers, Jan. 1, 2018 at BUF (Paul Carey at 4:09 and Michael Grabner at 8:20 of 1st Period) (Citi Field) (WC)

FASTEST TWO GOALS, ONE TEAM, FROM START OF ANY PERIOD

- 2:57 — Toronto Maple Leafs, March 13, 2022 at BUF (Ondrej Kase at 0:40 and Auston Matthews at 2:57 of 2nd Period) (Tim Hortons Field) (HC)**
- 3:24 — Detroit Red Wings, Jan. 1, 2009 at CHI (Brian Rafalski at 3:07 and Brett Lebda at 3:24 of 3rd Period) (Wrigley Field) (WC)
- 5:06 — Dallas Stars, Jan. 1, 2020 vs. NSH (Mattias Janmark at 0:58 and Alexander Radulov at 5:06 of 3rd Period) (Cotton Bowl Stadium) (WC)
- 5:21 — New York Rangers, Jan. 2, 2012 at PHI (Mike Rupp at 2:41 and Brad Richards at 5:21 of 3rd Period) (Citizens Bank Park) (WC)
- 6:18 — Tampa Bay Lightning, Feb. 26, 2022 at NSH (Brayden Point at 0:58 and Nikita Kucherov at 6:18 of 2nd Period) (Nissan Stadium) (SS)

MOST POWER-PLAY GOALS, ONE TEAM, GAME

- 3 — Chicago Blackhawks, Jan. 1, 2009 vs. DET (Wrigley Field) (WC)**
- 2 — Detroit Red Wings, Jan. 1, 2009 at CHI (Wrigley Field) (WC)
- Calgary Flames, Feb. 20, 2011 vs. MTL (McMahon Stadium) (HC)
- Washington Capitals, March 3, 2018 vs. TOR (Navy-Marine Corps Memorial Stadium) (SS)
- **Boston Bruins, Jan. 1, 2019 at CHI (Notre Dame Stadium) (WC)**
- Dallas Stars, Jan. 1, 2020 vs. NSH (Cotton Bowl Stadium) (WC)
- Nashville Predators, Jan. 1, 2020 at DAL (Cotton Bowl Stadium) (WC)
- Nashville Predators, Feb. 26, 2022 vs. TBL (Nissan Stadium) (SS)
- Tampa Bay Lightning, Feb. 26, 2022 at NSH (Nissan Stadium) (SS)

MOST POWER-PLAY GOALS, BOTH TEAMS, GAME

- 5 — Chicago Blackhawks (3)-Detroit Red Wings (2), Jan. 1, 2009 (Wrigley Field) (WC)**
- 4 — Dallas Stars (2)-Nashville Predators (2), Jan. 1, 2020 (Cotton Bowl Stadium) (WC)
- Nashville Predators (2)-Tampa Bay Lightning (2), Feb. 26, 2022 (Nissan Stadium) (SS)

MOST SHORTHANDED GOALS, ONE TEAM, GAME

- 1 — Calgary Flames, Feb. 20, 2011 vs. MTL (McMahon Stadium) (HC)**
- Edmonton Oilers, Oct. 23, 2016 at WPG (Investors Group Field) (HC)
- Buffalo Sabres, March 13, 2022 vs. TOR (Tim Hortons Field) (HC)

MOST SHORTHANDED GOALS, BOTH TEAMS, GAME

- 1 — Calgary Flames (1)-Montreal Canadiens (0), Feb. 20, 2011 (McMahon Stadium) (HC)**
- Edmonton Oilers (1)-Winnipeg Jets (0), Oct. 23, 2016 (Investors Group Field) (HC)
- Buffalo Sabres (1)-Toronto Maple Leafs (0), March 13, 2022 (Tim Hortons Field) (HC)

MOST SHOTS ON GOAL, ONE TEAM, GAME

- 45 — Winnipeg Jets, Oct. 26, 2019 vs. CGY (Mosaic Stadium) (HC)**
- 43 — Detroit Red Wings, Jan. 1, 2009 at CHI (Wrigley Field) (WC)
- Detroit Red Wings, Jan. 1, 2014 vs. TOR (Michigan Stadium) (WC)
- **Pittsburgh Penguins, Feb. 23, 2019 at PHI (Lincoln Financial Field) (SS)**
- 42 — New York Rangers, Jan. 1, 2018 at BUF (Citi Field) (WC)

MOST SHOTS ON GOAL, ONE TEAM, PERIOD

- 21 — **Montreal Canadiens, Feb. 20, 2011 at CGY (2nd Period) (McMahon Stadium) (HC)**
- 20 — Los Angeles Kings, Jan. 25, 2014 vs. ANA (1st Period) (Dodger Stadium) (SS)
- 19 — Calgary Flames, Feb. 20, 2011 vs. MTL (1st Period) (McMahon Stadium) (HC)
- 18 — Washington Capitals, March 3, 2018 vs. TOR (2nd Period) (Navy-Marine Corps Memorial Stadium) (SS)
- **Pittsburgh Penguins, Feb. 23, 2019 at PHI (1st Period) (Lincoln Financial Field) (SS)**
- Philadelphia Flyers, Feb. 23, 2019 vs. PIT (3rd Period) (Lincoln Financial Field) (SS)
- Minnesota Wild, Jan. 1, 2022 vs. STL (3rd Period) (Target Field) (WC)
- Toronto Maple Leafs, March 13, 2022 at BUF (2nd Period) (Tim Hortons Field) (HC)

MOST SHOTS ON GOAL, BOTH TEAMS, GAME

- 80 — **Detroit Red Wings (43)-Chicago Blackhawks (37), Jan. 1, 2009 (Wrigley Field) (WC)**
- **Pittsburgh Penguins (43)-Philadelphia Flyers (37), Feb. 23, 2019 (Lincoln Financial Field) (SS)**
- 76 — Montreal Canadiens (39)-Calgary Flames (37), Feb. 20, 2011 (McMahon Stadium) (HC)
- 75 — New York Rangers (42)-Buffalo Sabres (33), Jan. 1, 2018 (Citi Field) (WC)
- Winnipeg Jets (45)-Calgary Flames (30), Oct. 26, 2019 (Mosaic Stadium) (HC)

MOST SHOTS ON GOAL, BOTH TEAMS, PERIOD

- 32 — **Montreal Canadiens (21)-Calgary Flames (11), Feb. 20, 2011 (2nd Period) (McMahon Stadium) (HC)**
- 30 — **Chicago Blackhawks (17)-Pittsburgh Penguins (13), March 1, 2014 (2nd Period) (Soldier Field) (SS)**
- Washington Capitals (18)-Toronto Maple Leafs (12), March 3, 2018 (2nd Period) (Navy-Marine Corps Memorial Stadium) (SS)
- 29 — New York Islanders (15)-New York Rangers (14), Jan. 29, 2014 (2nd Period) (Yankee Stadium) (SS)
- New York Rangers (16)-Buffalo Sabres (13), Jan. 1, 2018 (1st Period) (Citi Field) (WC)

MOST HITS, ONE TEAM, GAME

- 50 — **New York Rangers, Jan. 2, 2012 at PHI (Citizens Bank Park) (WC)**
- **Pittsburgh Penguins, Feb. 25, 2017 vs. PHI (Heinz Field) (SS)**
- 49 — San Jose Sharks, Feb. 21, 2015 vs. LAK (Levi's Stadium) (SS)
- 46 — Detroit Red Wings, Jan. 1, 2017 at TOR (Exhibition Stadium) (CC)
- 45 — Los Angeles Kings, Feb. 21, 2015 at SJS (Levi's Stadium) (SS)

MOST HITS, ONE TEAM, PERIOD

- 26 — **Pittsburgh Penguins, Feb. 25, 2017 vs. PHI (1st Period) (Heinz Field) (SS)**
- 21 — New York Rangers, Jan. 2, 2012 at PHI (1st Period) (Citizens Bank Park) (WC)
- 20 — **Boston Bruins, Jan. 1, 2016 vs. MTL (1st Period) (Gillette Stadium) (WC)**
- Detroit Red Wings, Jan. 1, 2017 at TOR (3rd Period) (Exhibition Stadium) (CC)
- 19 — **Pittsburgh Penguins, March 1, 2014 at CHI (1st Period) (Soldier Field) (SS)**
- San Jose Sharks, Feb. 21, 2015 vs. LAK (1st Period) (Levi's Stadium) (SS)

MOST HITS, BOTH TEAMS, GAME

- 94 — **San Jose Sharks (49)-Los Angeles Kings (45), Feb. 21, 2015 (Levi's Stadium) (SS)**
- 91 — New York Rangers (50)-Philadelphia Flyers (41), Jan. 2, 2012 (Citizens Bank Park) (WC)
- 89 — **Pittsburgh Penguins (50)-Philadelphia Flyers (39), Feb. 25, 2017 (Heinz Field) (SS)**
- 77 — Detroit Red Wings (46)-Toronto Maple Leafs (31), Jan. 1, 2017 (Exhibition Stadium) (CC)
- 71 — Los Angeles Kings (38)-Anaheim Ducks (33), Jan. 25, 2014 (Dodger Stadium) (SS)

MOST HITS, BOTH TEAMS, PERIOD

- 42 — **Pittsburgh Penguins (26)-Philadelphia Flyers (16), Feb. 25, 2017 (1st Period) (Heinz Field) (SS)**
- 39 — New York Rangers (21)-Philadelphia Flyers (18), Jan. 2, 2012 (1st Period) (Citizens Bank Park) (WC)
- 33 — Los Angeles Kings (18)-San Jose Sharks (15), Feb. 21, 2015 (2nd Period) (Levi's Stadium) (SS)
- 32 — San Jose Sharks (19)-Los Angeles Kings (13), Feb. 21, 2015 (1st Period) (Levi's Stadium) (SS)
- 31 — **Philadelphia Flyers (16)-Pittsburgh Penguins (15), Feb. 25, 2017 (2nd Period) (Heinz Field) (SS)**

MOST BLOCKED SHOTS, ONE TEAM, GAME

- 24 — **Washington Capitals, March 3, 2018 vs. TOR (Navy-Marine Corps Memorial Stadium) (SS)**
- 22 — Calgary Flames, Oct. 26, 2019 at WPG (Mosaic Stadium) (HC)
- 20 — Philadelphia Flyers, Jan. 1, 2010 at BOS (Fenway Park) (WC)
- New York Rangers, Jan. 2, 2012 at PHI (Citizens Bank Park) (WC)
- Minnesota Wild, Feb. 21, 2016 vs. CHI (TCF Bank Stadium) (SS)

MOST BLOCKED SHOTS, ONE TEAM, PERIOD

- 12 — **Philadelphia Flyers, Feb. 23, 2019 vs. PIT (2nd Period) (Lincoln Financial Field) (SS)**
10 — Toronto Maple Leafs, March 3, 2018 at WSH (3rd Period) (Navy-Marine Corps Memorial Stadium) (SS)
— Chicago Blackhawks, Jan. 1, 2019 vs. BOS (2nd Period) (Notre Dame Stadium) (WC)
9 — **Pittsburgh Penguins, March 1, 2014 at CHI (2nd Period) (Soldier Field) (SS)**
— Detroit Red Wings, Jan. 1, 2017 at TOR (3rd Period) (Exhibition Stadium) (CC)
— Philadelphia Flyers, Feb. 25, 2017 at PIT (2nd Period) (Heinz Field) (SS)
— Ottawa Senators, Dec. 16, 2017 vs. MTL (1st Period) (Lansdowne Park) (NC)

MOST BLOCKED SHOTS, BOTH TEAMS, GAME

- 38 — **Ottawa Senators (19)-Montreal Canadiens (19), Dec. 16, 2017 (Lansdowne Park) (NC)**
36 — Calgary Flames (22)-Winnipeg Jets (14), Oct. 26, 2019 (Mosaic Stadium) (HC)
35 — Washington Capitals (24)-Toronto Maple Leafs (11), March 3, 2018 (Navy-Marine Corps Memorial Stadium) (SS)
32 — **Philadelphia Flyers (20)-Boston Bruins (12), Jan. 1, 2010 (Fenway Park) (WC)**
— Los Angeles Kings (18)-San Jose Sharks (14), Feb. 21, 2015 (Levi's Stadium) (SS)
— **Boston Bruins (19)-Chicago Blackhawks (13), Jan. 1, 2019 (Notre Dame Stadium) (WC)**

MOST BLOCKED SHOTS, BOTH TEAMS, PERIOD

- 16 — **Montreal Canadiens (9)-Ottawa Senators (7), Dec. 16, 2017 (1st Period) (Lansdowne Park) (NC)**
15 — **Pittsburgh Penguins (12)-Philadelphia Flyers (3), Feb. 23, 2019 (2nd Period) (Lincoln Financial Field) (SS)**
14 — Los Angeles Kings (7)-San Jose Sharks (7), Feb. 21, 2015 (2nd Period) (Levi's Stadium) (SS)
— Toronto Maple Leafs (9)-Detroit Red Wings (5), Jan. 1, 2017 (3rd Period) (Exhibition Stadium) (CC)
— **Pittsburgh Penguins (9)-Philadelphia Flyers (5), Feb. 25, 2017 (2nd Period) (Heinz Field) (SS)**
— Washington Capitals (8)-Toronto Maple Leafs (6), March 3, 2018 (1st Period) (Navy-Marine Corps Memorial Stadium) (SS)
— Washington Capitals (10)-Toronto Maple Leafs (4), March 3, 2018 (3rd Period) (Navy-Marine Corps Memorial Stadium) (SS)

MOST PENALTY MINUTES, ONE TEAM, GAME

- 32 — **Toronto Maple Leafs, March 13, 2022 at BUF (Tim Hortons Field) (HC)**
30 — Buffalo Sabres, March 13, 2022 vs. TOR (Tim Hortons Field) (HC)
27 — Chicago Blackhawks, Feb. 21, 2016 at MIN (TCF Bank Stadium) (SS)
21 — Dallas Stars, Jan. 1, 2020 vs. NSH (Cotton Bowl Stadium) (WC)
18 — Nashville Predators, Feb. 26, 2022 vs. TBL (Nissan Stadium) (SS)
— Tampa Bay Lightning, Feb. 26, 2022 at NSH (Nissan Stadium) (SS)

MOST PENALTY MINUTES, BOTH TEAMS, GAME

- 62 — **Toronto Maple Leafs (32)-Buffalo Sabres (30), March 13, 2022 (Tim Hortons Field) (HC)**
37 — Chicago Blackhawks (27)-Minnesota Wild (10), Feb. 21, 2016 (TCF Bank Stadium) (SS)
36 — Nashville Predators (18)-Tampa Bay Lightning (18), Feb. 26, 2022 (Nissan Stadium) (SS)
30 — **Boston Bruins (16)-Montreal Canadiens (14), Jan. 1, 2016 (Gillette Stadium) (WC)**
29 — Dallas Stars (21)-Nashville Predators (8), Jan. 1, 2020 (Cotton Bowl Stadium) (WC)

* * * * *

SKATER RECORDS

MOST GAMES PLAYED, CAREER

- 7 — **James van Riemsdyk (PHI, TOR) (2010 WC, 2012 WC, 2014 WC, 2017 CC, 2018 SS, 2019 SS, 2021 LT)**
6 — Patrick Kane (CHI) (2009 WC, 2014 SS, 2015 WC, 2016 SS, 2017 WC, 2019 WC)
— Duncan Keith (CHI) (2009 WC, 2014 SS, 2015 WC, 2016 SS, 2017 WC, 2019 WC)
— Brent Seabrook (CHI) (2009 WC, 2014 SS, 2015 WC, 2016 SS, 2017 WC, 2019 WC)
— Jonathan Toews (CHI) (2009 WC, 2014 SS, 2015 WC, 2016 SS, 2017 WC, 2019 WC)

MOST WINS, CAREER

- 5 — **Ryan McDonagh (5 GP)**
- 4 — Carl Hagelin (4 GP)
- John Moore (4 GP)
- Marc Staal (4 GP)
- Brad Richards (5 GP)

MOST GOALS, CAREER

- 4 — **David Pastrnak (2 GP)**
- 3 — Auston Matthews (2 GP)
- Vladimir Tarasenko (2 GP)
- Tyler Toffoli (2 GP)
- Eric Fehr (3 GP)
- James van Riemsdyk (7 GP)

MOST GOALS, GAME

- 3 — Tyler Toffoli, Los Angeles Kings, Feb. 15, 2020 at COL (Falcon Stadium) (SS)
- **David Pastrnak, Boston Bruins, Feb. 21, 2021 vs. PHI (Edgewood Tahoe Resort) (LT)**

MOST GOALS, PERIOD

- 2 — Jiri Hudler, Detroit Red Wings, Jan. 1, 2009 at CHI (2nd Period) (Wrigley Field) (WC)
- Patrik Elias, New Jersey Devils, Jan. 26, 2014 vs. NYR (1st Period) (Yankee Stadium) (SS)
- Mats Zuccarello, New York Rangers, Jan. 26, 2014 at NJD (2nd Period) (Yankee Stadium) (SS)
- Vladimir Tarasenko, St. Louis Blues, Jan. 2, 2017 vs. CHI (3rd Period) (Busch Stadium) (WC)
- Tyler Toffoli, Los Angeles Kings, Feb. 15, 2020 at COL (3rd Period) (Falcon Stadium) (SS)
- Jordan Kyrrou, St. Louis Blues, Jan. 1, 2022 at MIN (2nd Period) (Target Field) (WC)

MOST GAME-WINNING GOALS, CAREER

- 2 — Brad Richards (5 GP)

MOST ASSISTS, CAREER

- 7 — Henrik Zetterberg (4 GP)
- 5 — Jonathan Toews (6 GP)
- 4 — Marian Hossa (3 GP)

MOST ASSISTS, GAME

- 3 — Marian Hossa, Detroit Red Wings, Jan. 1, 2009 at CHI (Wrigley Field) (WC)
- Henrik Zetterberg, Detroit Red Wings, Jan. 1, 2009 at CHI (Wrigley Field) (WC)
- Henrik Zetterberg, Detroit Red Wings, Jan. 1, 2017 at TOR (Exhibition Stadium) (CC)

MOST ASSISTS, PERIOD

- 2 — 23 tied, most recently Steven Stamkos, Tampa Bay Lightning, Feb. 26, 2022 at NSH (2nd Period) (Nissan Stadium) (SS)

MOST POINTS, CAREER

- 7 — Jonathan Toews (2-5—7 in 6 GP)
- Henrik Zetterberg (0-7—7 in 4 GP)
- 6 — James van Riemsdyk (3-3—6 in 7 GP)
- 5 — **David Pastrnak (4-1—5 in 2 GP)**
- Nathan MacKinnon (2-3—5 in 3 GP)
- Mats Zuccarello (2-3—5 in 4 GP)

MOST POINTS, GAME

- 4 — Jordan Kyrrou (2-2—4), St. Louis Blues, Jan. 1, 2022 at MIN (Target Field) (WC)
- 3 — 23 tied, most recently Vinnie Hinostroza (2-1—3), Buffalo Sabres, March 13, 2022 vs. TOR (Tim Hortons Field) (HC)

MOST POINTS, PERIOD

- 4 — **Jordan Kyrrou (2-2—4), St. Louis Blues, Jan. 1, 2022 at MIN (2nd Period) (Target Field) (WC)**
3 — Martin Havlat (1-2—3), Chicago Blackhawks, Jan. 1, 2009 vs. DET (1st Period) (Wrigley Field) (WC)
— Nicklas Backstrom (1-2—3), Washington Capitals, March 3, 2018 vs. TOR (1st Period) (Navy-Marine Corps Memorial Stadium) (SS)

MOST GOALS, ROOKIE, GAME

- 2 — **Anthony Mantha, Detroit Red Wings, Jan. 1, 2017 at TOR (Exhibition Stadium) (CC)**
— **Auston Matthews, Toronto Maple Leafs, Jan. 1, 2017 vs. DET (Exhibition Stadium) (CC)**
— **Peyton Krebs, Buffalo Sabres, March 13, 2022 vs. TOR (Tim Hortons Field) (HC)**

MOST ASSISTS, ROOKIE, GAME

- 2 — **Connor Brown, Toronto Maple Leafs, Jan. 1, 2017 vs. DET (Exhibition Stadium) (CC)**
— **Zach Hyman, Toronto Maple Leafs, Jan. 1, 2017 vs. DET (Exhibition Stadium) (CC)**
— **Jake Guentzel, Pittsburgh Penguins, Feb. 25, 2017 vs. PHI (Heinz Field) (SS)**

MOST POINTS, ROOKIE, GAME

- 3 — **Anthony Mantha (2-1—3), Detroit Red Wings, Jan. 1, 2017 at TOR (Exhibition Stadium) (CC)**
— **Connor Brown (1-2—3), Toronto Maple Leafs, Jan. 1, 2017 vs. DET (Exhibition Stadium) (CC)**
2 — Auston Matthews (2-0—2), Toronto Maple Leafs, Jan. 1, 2017 vs. DET (Exhibition Stadium) (CC)
— Peyton Krebs (2-0—2), Buffalo Sabres, March 13, 2022 vs. TOR (Tim Hortons Field) (HC)
— Jarret Stoll (1-1—2), Edmonton Oilers, Nov. 22, 2003 vs. MTL (Commonwealth Stadium) (HC)
— Kris Versteeg (1-1—2), Chicago Blackhawks, Jan. 1, 2009 vs. DET (Wrigley Field) (WC)
— Zach Hyman (0-2—2), Toronto Maple Leafs, Jan. 1, 2017 vs. DET (Exhibition Stadium) (CC)
— **Jake Guentzel (0-2—2), Pittsburgh Penguins, Feb. 25, 2017 vs. PHI (Heinz Field) (SS)**

FASTEST GOALS, FROM START OF GAME

- 0:21 — **Colby Armstrong, Pittsburgh Penguins, Jan. 1, 2008 at BUF (Ralph Wilson Stadium) (WC)**
0:34 — **David Pastrnak, Boston Bruins, Feb. 21, 2021 vs. PHI (Edgewood Tahoe Resort) (LT)**
1:02 — Michal Kempny, Chicago Blackhawks, Jan. 2, 2017 at STL (Busch Stadium) (WC)
1:14 — David Desharnais, Montreal Canadiens, Jan. 1, 2016 at BOS (Gillette Stadium) (WC)
2:45 — Corey Perry, Anaheim Ducks, Jan. 25, 2014 at LAK (Dodger Stadium) (SS)

FASTEST GOALS, FROM START OF ANY PERIOD

- 0:21 — **Colby Armstrong, Pittsburgh Penguins, Jan. 1, 2008 at BUF (1st Period) (Ralph Wilson Stadium) (WC)**
0:27 — Rasmus Ristolainen, Buffalo Sabres, Jan. 1, 2018 vs. NYR (3rd Period) (Citi Field) (WC)
— Jordan Kyrrou, St. Louis Blues, Jan. 1, 2022 at MIN (2nd Period) (Target Field) (WC)
0:34 — **David Pastrnak, Boston Bruins, Feb. 21, 2021 vs. PHI (1st Period) (Edgewood Tahoe Resort) (LT)**
0:39 — Richard Zednik, Montreal Canadiens, Nov. 22, 2003 at EDM (2nd Period) (Commonwealth Stadium) (HC)

MOST POWER-PLAY GOALS, CAREER

- 2 — **James van Riemsdyk (7 GP)**

MOST POWER-PLAY GOALS, GAME

- 1 — **38 tied, most recently Filip Forsberg and Tanner Jeannot, Nashville Predators, and Nikita Kucherov and Brayden Point, Tampa Bay Lightning, Feb. 26, 2022 (Nissan Stadium) (SS)**

MOST SHORTHANDED GOALS, CAREER

- 1 — **Anton Babchuk (1 GP)**
— **Tage Thompson (1 GP)**
— **Mark Letestu (2 GP)**

MOST SHORTHANDED GOALS, GAME

- 1 — **Anton Babchuk, Calgary Flames, Feb. 20, 2011 vs. MTL (McMahon Stadium) (HC)**
— **Mark Letestu, Edmonton Oilers, Oct. 23, 2016 at WPG (Investors Group Field) (HC)**
— **Tage Thompson, Buffalo Sabres, March 13, 2022 vs. TOR (Tim Hortons Field) (HC)**

MOST SHOTS ON GOAL, CAREER

23	—	Patrick Kane (6 GP)
22	—	Evgeni Malkin (5 GP)
20	—	Patrick Sharp (3 GP)
19	—	Brad Richards (5 GP)
17	—	Nazem Kadri (4 GP)
	—	Morgan Rielly (4 GP)
	—	Sidney Crosby (5 GP)

MOST SHOTS ON GOAL, GAME

11	—	Rene Bourque, Calgary Flames, Feb. 20, 2011 vs. MTL (McMahon Stadium) (HC)
10	—	Patrick Sharp, Chicago Blackhawks, Jan. 1, 2015 at WSH (Nationals Park) (WC)
9	—	Vladimir Tarasenko, St. Louis Blues, Jan. 2, 2017 vs. CHI (Busch Stadium) (WC)
8	—	Tomas Plekanec, Montreal Canadiens, Feb. 20, 2011 at CGY (McMahon Stadium) (HC)
7	—	9 tied, most recently Craig Smith, Nashville Predators, Jan. 1, 2020 at DAL (Cotton Bowl Stadium) (WC)

MOST SHOTS ON GOAL, PERIOD

6	—	Rene Bourque, Calgary Flames, Feb. 20, 2011 vs. MTL (1st Period) (McMahon Stadium) (HC)
	—	Vladimir Tarasenko, St. Louis Blues, Jan. 2, 2017 vs. CHI (2nd Period) (Busch Stadium) (WC)
5	—	Evgeni Malkin, Pittsburgh Penguins, Jan. 1, 2008 at BUF (1st Period) (Ralph Wilson Stadium) (WC)
	—	Patrick Sharp, Chicago Blackhawks, Jan. 1, 2015 at WSH (1st Period) (Nationals Park) (WC)
	—	Marian Gaborik, Los Angeles Kings, Feb. 21, 2015 at SJS (3rd Period) (Levi's Stadium) (SS)
	—	Erik Karlsson, Ottawa Senators, Dec. 16, 2017 vs. MTL (2nd Period) (Lansdowne Park) (NC)
	—	Nicklas Backstrom, Washington Capitals, March 3, 2018 vs. TOR (1st Period) (Navy-Marine Corps Memorial Stadium) (SS)
	—	Johnny Gaudreau, Calgary Flames, Oct. 26, 2019 at WPG (2nd Period) (Mosaic Stadium) (HC)

MOST TIME ON ICE, CAREER

152:34	—	Duncan Keith (6 GP)
126:27	—	Ryan McDonagh (5 GP)
123:43	—	Brent Seabrook (6 GP)
118:55	—	Patrick Kane (6 GP)
115:28	—	Jonathan Toews (6 GP)

MOST TIME ON ICE, GAME

33:02	—	Roman Josi, Nashville Predators, Jan. 1, 2020 at DAL (Cotton Bowl Stadium) (WC)
32:55	—	Erik Karlsson, Ottawa Senators, Dec. 16, 2017 vs. MTL (Lansdowne Park) (NC)
32:01	—	Drew Doughty, Los Angeles Kings, Feb. 21, 2015 at SJS (Levi's Stadium) (SS)
31:08	—	Jack Johnson, Pittsburgh Penguins, Feb. 23, 2019 at PHI (Lincoln Financial Field) (SS)
30:18	—	Dustin Byfuglien, Winnipeg Jets, Oct. 23, 2016 vs. EDM (Investors Group Field) (HC)

HIGHEST PLUS/MINUS, CAREER

+6	—	Marc Staal (4 GP)
	—	Brandon Saad (5 GP)
+5	—	Anton Stralman (3 GP)
+4	—	9 tied

HIGHEST PLUS/MINUS, GAME

+4	—	Marc Staal, New York Rangers, Jan. 26, 2014 at NJD (Yankee Stadium) (SS)
	—	Anton Stralman, New York Rangers, Jan. 26, 2014 at NJD (Yankee Stadium) (SS)
	—	Brandon Saad, Chicago Blackhawks, March 1, 2014 vs. PIT (Soldier Field) (SS)
	—	David Pastrnak, Boston Bruins, Feb. 21, 2021 vs. PHI (Edgewood Tahoe Resort) (LT)
	—	Peyton Krebs, Buffalo Sabres, March 13, 2022 vs. TOR (Tim Hortons Field) (HC)

MOST HITS, CAREER

15	—	Scott Hartnell (2 GP)
13	—	Leo Komarov (2 GP)
	—	Ryan Callahan (3 GP)
	—	Chris Kunitz (3 GP)
12	—	Craig Adams (3 GP)
	—	Ryan McDonagh (5 GP)
	—	Brooks Orpik (5 GP)
	—	Brent Seabrook (6 GP)

MOST HITS, GAME

13	—	Scott Hartnell, Philadelphia Flyers, Jan. 2, 2012 vs. NYR (Citizens Bank Park) (WC)
11	—	Ryan Callahan, New York Rangers, Jan. 2, 2012 at PHI (Citizens Bank Park) (WC)
	—	Tommy Wingels, San Jose Sharks, Feb. 21, 2015 vs. LAK (Levi's Stadium) (SS)
10	—	Paul Gaustad, Buffalo Sabres, Jan. 1, 2008 vs. PIT (Ralph Wilson Stadium) (WC)
	—	Brandon Dubinsky, New York Rangers, Jan. 2, 2012 at PHI (Citizens Bank Park) (WC)
	—	Radko Gudas, Philadelphia Flyers, Feb. 25, 2017 at PIT (Heinz Field) (SS)

MOST BLOCKED SHOTS, CAREER

12	—	Ryan McDonagh (5 GP)
10	—	Brent Seabrook (6 GP)
9	—	Erik Karlsson (2 GP)
	—	Robyn Regehr (3 GP)
8	—	Dan Girardi (3 GP)
	—	Brooks Orpik (5 GP)

MOST BLOCKED SHOTS, GAME

8	—	Erik Karlsson, Ottawa Senators, Dec. 16, 2017 vs. MTL (Lansdowne Park) (NC)
6	—	Colton Parayko, St. Louis Blues, Jan. 1, 2022 at MIN (Target Field) (WC)
5	—	Anze Kopitar, Los Angeles Kings, Feb. 21, 2015 at SJS (Levi's Stadium) (SS)
	—	Robyn Regehr, Los Angeles Kings, Feb. 21, 2015 at SJS (Levi's Stadium) (SS)
	—	Erik Johnson, Colorado Avalanche, Feb. 27, 2016 vs. DET (Coors Field) (SS)
	—	Mark Giordano, Calgary Flames, Oct. 26, 2019 at WPG (Mosaic Stadium) (HC)
	—	Travis Hamonic, Calgary Flames, Oct. 26, 2019 at WPG (Mosaic Stadium) (HC)
	—	Ryan McDonagh, Tampa Bay Lightning, Feb. 26, 2022 at NSH (Nissan Stadium) (SS)
	—	Henri Jokiharju, Buffalo Sabres, March 13, 2022 vs. TOR (Tim Hortons Field) (HC)

* * * * *

GOALTENDER RECORDS

MOST GAMES PLAYED, CAREER

4	—	Corey Crawford (CHI) (2014 SS, 2015 WC, 2016 SS, 2017 WC)
	—	Henrik Lundqvist (NYR) (2012 WC, 2014 SS [2 GP], 2018 WC)
3	—	Craig Anderson (OTT, BUF) (2014 HC, 2017 NC, 2022 HC)
	—	Ty Conklin (EDM, PIT, DET) (2003 HC, 2008 WC, 2009 WC)
	—	Marc-Andre Fleury (PIT, VGK) (2011 WC, 2014 SS, 2021 LT)
	—	Jonathan Quick (LAK) (2014 SS, 2015 SS, 2020 SS)
	—	Tuukka Rask (BOS) (2016 WC, 2019 WC, 2021 LT)

MOST WINS, CAREER

4	—	Henrik Lundqvist (4 GP)
3	—	Craig Anderson (3 GP)
2	—	Braden Holtby (2 GP)
	—	Ty Conklin (3 GP)
	—	Jonathan Quick (3 GP)
	—	Tuukka Rask (3 GP)

MOST SAVES, CAREER

114	—	Henrik Lundqvist (4 GP)
113	—	Corey Crawford (4 GP)
100	—	Marc-Andre Fleury (3 GP)
91	—	Craig Anderson (3 GP)
88	—	Ty Conklin (3 GP)

MOST SAVES, GAME

43	—	David Rittich, Calgary Flames, Oct. 26, 2019 at WPG (Mosaic Stadium) (HC)
41	—	Jonathan Bernier, Toronto Maple Leafs, Jan. 1, 2014 at DET (Michigan Stadium) (WC)
40	—	Brian Elliott, Philadelphia Flyers, Feb. 23, 2019 vs. PIT (Lincoln Financial Field) (SS)
39	—	Miikka Kiprusoff, Calgary Flames, Feb. 20, 2011 vs. MTL (McMahon Stadium) (HC)
	—	Robin Lehner, Buffalo Sabres, Jan. 1, 2018 vs. NYR (Citi Field) (WC)

MOST SAVES, PERIOD

21	—	Miikka Kiprusoff, Calgary Flames, Feb. 20, 2011 vs. MTL (2nd Period) (McMahon Stadium) (HC)
20	—	Jonas Hiller, Anaheim Ducks, Jan. 25, 2014 at LAK (1st Period) (Dodger Stadium) (SS)
18	—	Carey Price, Montreal Canadiens, Feb. 20, 2011 at CGY (1st Period) (McMahon Stadium) (HC)
17	—	Brian Elliott, Philadelphia Flyers, Feb. 23, 2019 vs. PIT (1st Period) (Lincoln Financial Field) (SS)
16	—	6 tied, most recently Craig Anderson, Buffalo Sabres, March 13, 2022 vs. TOR (2nd Period) (Tim Hortons Field) (HC)

MOST SHOTS AGAINST, CAREER

124	—	Corey Crawford (4 GP)
122	—	Henrik Lundqvist (4 GP)
111	—	Marc-Andre Fleury (3 GP)
97	—	Ty Conklin (3 GP)
95	—	Craig Anderson (3 GP)

MOST SHOTS AGAINST, GAME

45	—	David Rittich, Calgary Flames, Oct. 26, 2019 at WPG (Mosaic Stadium) (HC)
43	—	Jonathan Bernier, Toronto Maple Leafs, Jan. 1, 2014 at DET (Michigan Stadium) (WC)
	—	Brian Elliott, Philadelphia Flyers, Feb. 23, 2019 vs. PIT (Lincoln Financial Field) (SS)
42	—	Robin Lehner, Buffalo Sabres, Jan. 1, 2018 vs. NYR (Citi Field) (WC)
40	—	Marc-Andre Fleury, Pittsburgh Penguins, March 1, 2014 at CHI (Soldier Field) (SS)

MOST SHOTS AGAINST, PERIOD

21	—	Miikka Kiprusoff, Calgary Flames, Feb. 20, 2011 vs. MTL (2nd Period) (McMahon Stadium) (HC)
20	—	Jonas Hiller, Anaheim Ducks, Jan. 25, 2014 at LAK (1st Period) (Dodger Stadium) (SS)
19	—	Carey Price, Montreal Canadiens, Feb. 20, 2011 at CGY (1st Period) (McMahon Stadium) (HC)
18	—	Brian Elliott, Philadelphia Flyers, Feb. 23, 2019 vs. PIT (1st Period) (Lincoln Financial Field) (SS)
	—	Matt Murray, Pittsburgh Penguins, Feb. 23, 2019 at PHI (3rd Period) (Lincoln Financial Field) (SS)
	—	Jordan Binnington, St. Louis Blues, Jan. 1, 2022 at MIN (3rd Period) (Target Field) (WC)
	—	Craig Anderson, Buffalo Sabres, March 13, 2022 vs. TOR (2nd Period) (Tim Hortons Field) (HC)

PENALTY SHOTS

* Daniel Briere (Philadelphia) unsuccessful against Henrik Lundqvist (NY Rangers), at 19:40 of the 3rd Period, Jan. 2, 2012 (Citizens Bank Park) (WC)

* Anze Kopitar (Los Angeles) unsuccessful against Jonas Hiller (Anaheim), at 9:46 of the 1st Period, Jan. 25, 2014 (Dodger Stadium) (SS)

* Derek Stepan (NY Rangers) scored against Cory Schneider (New Jersey), at 10:06 of the 3rd Period, Jan. 26, 2014 (Yankee Stadium) (SS)

* Denis Gurianov (Dallas) unsuccessful against Pekka Rinne (Nashville), at 8:38 of the 1st Period, Jan. 1, 2020 (Cotton Bowl Stadium) (WC)

OUTDOOR NHL GAME REGISTER

2023 Discover NHL Winter Classic Participants Highlighted

Skater	GP	G	A	P	+/-	PIM	Team(s)
ABDELKADER, Justin	2	2	0	2	-1	2	DET 2014, DET 2016
ACCIARI, Noel	1	0	0	0	-1	0	BOS 2019
ADAMS, Craig	3	0	0	0	-2	0	CHI 2009, PIT 2011, PIT 2014
ADDISON, Calen	1	0	0	0	-2	0	MIN 2022
AFINOGENOV, Maxim	1	0	0	0	E	2	BUF 2008
ALFREDSSON, Daniel	1	1	0	1	1	0	DET 2014
ALLEN, Bryan	1	0	0	0	1	2	ANA 2014
ALZNER, Karl	3	0	0	0	E	0	WSH 2011, WSH 2015, MTL 2017
AMADIO, Michael	1	0	0	0	E	0	LAK 2020
ANDERSSON, Joakim	1	0	0	0	-1	0	DET 2014
ANDERSSON, Rasmus	1	0	0	0	E	0	CGY 2019
ANDREOFF, Andy	1	0	0	0	-1	2	PHI 2021
ANISIMOV, Artem	4	0	0	0	-2	4	NYR 2012, CHI 2016, CHI 2017, CHI 2019
ARMIA, Joel	1	0	0	0	E	0	WPG 2016
ARMSTRONG, Colby	1	1	0	1	1	4	PIT 2008
ARVIDSSON, Viktor	1	0	0	0	E	0	NSH 2020
ASHAM, Arron	2	0	0	0	E	0	PHI 2010, PIT 2011
ASPLUND, Rasmus	1	0	0	0	-1	0	BUF 2022
ASTON-REESE, Zach	1	0	1	1	1	0	PIT 2019
ATHANASIOU, Andreas	2	0	0	0	-1	0	DET 2016, DET 2017
AUBE-KUBEL, Nicolas	1	0	0	0	-1	0	PHI 2021
BABCHUK, Anton	1	1	0	1	1	0	CGY 2011
BACKLUND, Mikael	2	0	0	0	E	0	CGY 2011, CGY 2019
BACKSTROM, Nicklas	3	1	3	4	1	2	WSH 2011, WSH 2015, WSH 2018
BAILEY, Josh	1	0	0	0	E	0	NYI 2014
BAILEY, Justin	1	0	0	0	-1	0	PHI 2019
BARBASHEV, Ivan	1	1	1	2	1	0	STL 2022
BARBERIO, Mark	1	0	1	1	3	0	MTL 2016
BARKER, Cam	1	0	0	0	E	0	CHI 2009
BARRIE, Tyson	1	1	0	1	-3	0	COL 2016
BARTULIS, Oskars	1	0	0	0	E	2	PHI 2010
BEAGLE, Jay	3	0	1	1	E	0	WSH 2011, WSH 2015, WSH 2018
BEAUCHEMIN, Francois	2	0	0	0	2	0	ANA 2014, COL 2016
BEAULIEU, Nathan	2	0	1	1	1	2	MTL 2016, BUF 2018
BEGIN, Steve	2	0	0	0	-3	0	MTL 2003, BOS 2010
BELESKEY, Matt	2	1	0	1	2	0	ANA 2014, BOS 2016
BELLEMARE, Pierre-Edouard	4	0	0	0	E	7	PHI 2017, COL 2020, COL 2021, TBL 2022
BENN, Jamie	1	0	1	1	E	0	DAL 2020
BENN, Jordie	2	0	0	0	-2	0	MTL 2017, MIN 2022
BENNETT, Sam	1	0	0	0	E	2	CGY 2019
BENNING, Matt	1	0	0	0	-1	2	NSH 2022
BERGERON, Marc-Andre	1	0	0	0	-1	0	EDM 2003
BERGERON, Patrice	4	1	3	4	4	0	BOS 2010, BOS 2016, BOS 2019, BOS 2021
BERGLUND, Patrik	1	1	0	1	1	0	STL 2017
BERNIER, Steve	1	0	0	0	-1	0	NJD 2014
BERTUZZI, Todd	1	0	0	0	E	0	DET 2014
BETTS, Blair	1	0	0	0	E	0	PHI 2010
BICKEL, Stu	1	0	0	0	1	0	NYR 2012
BICKELL, Bryan	2	1	0	1	E	2	CHI 2014, CHI 2015
BIEKSA, Kevin	1	0	0	0	-1	0	VAN 2014
BIGRAS, Chris	1	0	0	0	1	2	COL 2016
BITETTO, Anthony	1	0	0	0	E	0	WPG 2019
BITZ, Byron	1	0	0	0	E	0	BOS 2010
BJORK, Anders	1	0	0	0	-1	4	BOS 2021
BJUGSTAD, Nick	2	0	1	1	-1	0	PIT 2019, MIN 2022
BLACKWELL, Colin	1	0	0	0	-1	4	NSH 2020
BODNARCHUK, Andrew	1	0	0	0	E	2	COL 2016
BOGOSIAN, Zach	1	0	0	0	-1	4	BUF 2018
BOLLAND, Dave	1	0	0	0	E	0	CHI 2009
BOLLIG, Brandon	1	0	0	0	E	0	CHI 2014
BONINO, Nick	3	1	1	2	2	0	ANA 2014, PIT 2017, NSH 2020
BOOTH, David	1	0	0	0	1	0	VAN 2014
BORTUZZO, Robert	1	0	0	0	-2	0	PIT 2014

Skater	GP	G	A	P	+/-	PIM	Team(s)
BOUILLON, Francis	1	0	0	0	E	2	MTL 2003
BOURDON, Marc-Andre	1	0	0	0	-1	0	PHI 2012
BOURQUE, Gabriel	1	0	0	0	E	0	WPG 2019
BOURQUE, Rene	1	2	0	2	1	0	CGY 2011
BOUWMEESTER, Jay	2	0	1	1	E	2	CGY 2011, STL 2017
BOYCHUK, Johnny	1	0	0	0	E	2	BOS 2010
BOYLE, Brian	3	0	2	2	2	4	NYR 2012, NYR 2014
BOZAK, Tyler	4	1	0	1	E	0	TOR 2014, TOR 2017, TOR 2018, STL 2022
BRASSARD, Derick	3	0	3	3	3	2	NYR 2014, OTT 2017
BRAUN, Justin	1	0	0	0	E	0	SJS 2015
BREWER, Eric	1	1	0	1	E	0	EDM 2003
BRIERE, Daniel	2	0	0	0	E	2	PHI 2010, PHI 2012
BRISEBOIS, Patrice	1	0	2	2	1	0	MTL 2003
BRODIE, TJ	2	0	1	1	-1	4	CGY 2019, TOR 2022
BRODZIAK, Kyle	1	0	0	0	E	0	STL 2017
BROUWER, Troy	2	1	0	1	-1	2	CHI 2009, WSH 2015
BROWN, Connor	2	1	2	3	E	2	TOR 2017, TOR 2018
BROWN, Dustin	3	0	0	0	-1	2	LAK 2014, LAK 2015, LAK 2020
BROWN, Logan	1	0	0	0	-1	2	STL 2022
BRUNNER, Damien	1	0	0	0	-1	0	NJD 2014
BRYSON, Jacob	1	0	0	0	1	0	BUF 2022
BUCHNEVICH, Pavel	2	0	1	1	1	0	NYR 2018, STL 2022
BULIS, Jan	1	0	0	0	E	0	MTL 2003
BUNNAMAN, Connor	1	0	0	0	E	0	PHI 2021
BUNTING, Michael	1	0	0	0	-2	12	TOR 2022
BURAKOVSKY, Andre	3	0	0	0	E	4	WSH 2018, COL 2020, COL 2021
BURMISTROV, Alexander	1	0	0	0	E	0	WPG 2016
BURNS, Brent	1	1	0	1	-1	0	SJS 2015
BURROWS, Alexandre	2	0	0	0	-1	2	VAN 2014, OTT 2017
BYFUGLIEN, Dustin	2	0	0	0	-3	2	CHI 2009, WPG 2016
BYRAM, Bowen	1	0	0	0	E	0	COL 2021
BYRON, Paul	2	2	0	2	1	0	MTL 2016, MTL 2017
CALLAHAN, Ryan	3	0	2	2	1	2	NYR 2012, NYR 2014
CALVERT, Matt	2	0	0	0	E	0	COL 2020, COL 2021
CAMMALLERI, Michael	1	0	0	0	-1	0	MTL 2011
CAMPBELL, Brian	3	1	1	2	-4	4	BUF 2008, CHI 2009, CHI 2017
CARCILLO, Daniel	4	1	0	1	E	11	PHI 2010, NYR 2014, CHI 2015
CAREY, Paul	1	1	0	1	1	0	NYR 2018
CARLE, Matt	2	0	1	1	-1	2	PHI 2010, PHI 2012
CARLO, Brandon	2	0	0	0	1	4	BOS 2019, BOS 2021
CARLSON, John	3	1	2	3	-1	4	WSH 2011, WSH 2015, WSH 2018
CARR, Daniel	2	0	0	0	-1	0	MTL 2016, MTL 2017
CARRICK, Connor	1	0	1	1	1	0	TOR 2017
CARRIER, William	1	0	0	0	-1	2	VGK 2021
CARTER, Jeff	4	0	2	2	-4	4	PHI 2010, LAK 2014, LAK 2015, LAK 2020
CARTER, Ryan	2	1	1	2	E	4	NJD 2014, MIN 2016
CAVE, Colby	1	0	0	0	-1	0	BOS 2019
CECI, Cody	2	1	0	1	2	0	OTT 2014, OTT 2017
CERNAK, Erik	1	0	0	0	E	0	TBL 2022
CHABOT, Thomas	1	0	0	0	E	2	OTT 2017
CHARA, Zdeno	3	0	1	1	E	2	BOS 2010, BOS 2016, BOS 2019
CHELIOS, Chris	1	0	0	0	E	0	DET 2009
CHIAROT, Ben	1	0	0	0	E	0	WPG 2016
CHIMERA, Jason	3	0	2	2	3	4	EDM 2003, WSH 2011, WSH 2015
CHRISTENSEN, Erik	1	0	0	0	E	0	PIT 2008
CIRELLI, Anthony	1	0	0	0	1	0	TBL 2022
CIZIKAS, Casey	1	0	0	0	E	0	NYI 2014
CLAESSON, Fredrik	1	0	0	0	1	0	OTT 2017
CLARKSON, David	1	0	0	0	E	0	TOR 2014
CLEARY, Daniel	2	0	1	1	E	0	DET 2009, DET 2014
CLIFFORD, Kyle	2	1	0	1	1	5	LAK 2014, LAK 2015
CLIFTON, Connor	1	0	2	2	3	0	BOS 2021
CLOWE, Ryane	1	0	1	1	-2	0	NJD 2014
CLUTTERBUCK, Cal	1	0	1	1	E	0	NYI 2014
COBURN, Braydon	2	0	0	0	1	0	PHI 2010, PHI 2012
COGLIANO, Andrew	2	1	0	1	2	0	ANA 2014, DAL 2020
COLE, Ian	2	0	0	0	1	0	PIT 2017, COL 2020

Skater	GP	G	A	P	+/-	PIM	Team(s)
COLTON, Ross	1	0	0	0	E	0	TBL 2022
COMEAU, Blake	2	1	1	2	E	4	COL 2016, DAL 2020
COMPHER, J.T.	2	0	0	0	-2	0	COL 2020, COL 2021
CONACHER, Cory	1	0	0	0	E	0	OTT 2014
CONDRA, Erik	1	0	1	1	1	0	OTT 2014
CONNOLLY, Brett	2	0	0	0	-1	0	BOS 2016, WSH 2018
CONNOLLY, Tim	1	0	1	1	E	2	BUF 2008
CONNOR, Kyle	2	0	1	1	E	0	WPG 2016, WPG 2019
COOKE, Matt	1	0	0	0	E	0	PIT 2011
COPP, Andrew	1	0	0	0	E	2	WPG 2019
COUSINS, Nick	1	0	0	0	-1	0	PHI 2017
COUTURE, Logan	1	0	0	0	1	0	SJS 2015
COUTURIER, Sean	4	2	2	4	-3	2	PHI 2012, PHI 2017, PHI 2019, PHI 2021
COYLE, Charlie	2	1	0	1	2	0	MIN 2016, BOS 2021
COZENS, Dylan	1	0	1	1	3	10	BUF 2022
CROSBY, Sidney	5	2	2	4	-3	0	PIT 2008, PIT 2011, PIT 2014, PIT 2017, PIT 2019
CROSS, Cory	1	0	0	0	-1	2	EDM 2003
CULLEN, Matt	2	1	0	1	1	2	PIT 2017, PIT 2019
DACKELL, Andreas	1	0	0	0	-1	0	MTL 2003
DAHLIN, Rasmus	1	0	0	0	E	2	BUF 2022
DAHLSTROM, Carl	2	0	0	0	1	0	CHI 2019, WPG 2019
DALPE, Zac	1	0	0	0	-1	0	VAN 2014
D'AMIGO, Jerry	1	0	0	0	E	0	TOR 2014
DANAULT, Phillip	2	0	0	0	-2	6	CHI 2016, MTL 2017
DATSYUK, Pavel	3	1	0	1	2	4	DET 2009, DET 2014, DET 2016
de HAAN, Calvin	1	0	0	0	1	0	NYI 2014
DeBRINCAT, Alex	1	0	0	0	-1	0	CHI 2019
DeBRUSK, Jake	2	0	0	0	-1	0	BOS 2019, BOS 2021
DeKEYSER, Danny	3	0	0	0	-3	2	DET 2014, DET 2016, DET 2017
DEL ZOTTO, Michael	1	0	0	0	E	0	NYR 2012
DERMOTT, Travis	1	0	1	1	1	2	TOR 2018
DESHARNAIS, David	3	1	0	1	E	4	MTL 2011, MTL 2016, NYR 2018
DESJARDINS, Andrew	3	0	0	0	-1	0	SJS 2015, CHI 2016, CHI 2017
DESLAURIERS, Nicolas	1	0	0	0	E	0	MTL 2017
DESPRES, Simon	1	0	0	0	-1	4	PIT 2014
DIAZ, Raphael	1	0	0	0	-1	0	VAN 2014
DICKINSON, Jason	1	0	1	1	1	0	DAL 2020
DILLON, Brenden	1	0	0	0	E	2	SJS 2015
DJOOS, Christian	1	0	0	0	E	0	WSH 2018
DONOVAN, Matt	1	0	1	1	1	0	NYI 2014
DONSKOI, Joonas	2	0	0	0	-2	2	COL 2020, COL 2021
DOUGHTY, Drew	3	0	0	0	2	2	LAK 2014, LAK 2015, LAK 2020
DRAISAITL, Leon	1	0	0	0	E	0	EDM 2016
DRAPER, Kris	1	0	0	0	-1	0	DET 2009
DROUIN, Jonathan	1	0	0	0	-2	0	MTL 2017
DUBINSKY, Brandon	1	0	1	1	1	0	NYR 2012
DUCHENE, Matt	4	1	1	2	E	0	COL 2016, OTT 2017, NSH 2020, NSH 2022
DUHAIME, Brandon	1	0	0	0	-2	0	MIN 2022
DUMBA, Matt	2	1	0	1	3	2	MIN 2016, MIN 2022
DUMONT, Gabriel	1	0	0	0	E	0	OTT 2017
DUMOULIN, Brian	2	0	1	1	2	0	PIT 2017, PIT 2019
DUPUIS, Pascal	1	0	0	0	-1	0	PIT 2011
DVORAK, Radek	1	0	1	1	1	0	EDM 2003
DZINGEL, Ryan	1	0	0	0	E	0	OTT 2017
EAGER, Ben	1	1	0	1	E	2	CHI 2009
EAKIN, Cody	1	0	0	0	E	0	BUF 2022
EAVES, Patrick	1	0	0	0	E	0	DET 2014
EBERLE, Jordan	1	0	0	0	E	0	EDM 2016
EDLER, Alexander	1	0	0	0	-1	0	VAN 2014
EDMUNDSON, Joel	1	0	0	0	2	0	STL 2017
EHLERS, Nikolaj	2	0	0	0	-1	0	WPG 2016, WPG 2019
EICHEL, Jack	1	0	0	0	-1	0	BUF 2018
EKHOLM, Mattias	2	0	0	0	-2	0	NSH 2020, NSH 2022
ELIAS, Patrik	1	2	0	2	E	2	NJD 2014
ELLER, Lars	3	0	0	0	E	6	MTL 2011, MTL 2016, WSH 2018
ELLIS, Ryan	1	0	0	0	E	0	NSH 2020
EMELIN, Alexei	1	0	1	1	3	0	MTL 2016

Skater	GP	G	A	P	+/-	PIM	Team(s)
ENGELLAND, Deryk	2	0	0	0	-2	0	PIT 2011, PIT 2014
ENGVAL, Pierre	1	0	0	0	E	2	TOR 2022
ENSTROM, Toby	1	0	0	0	-1	0	WPG 2016
ERICSSON, Jonathan	2	1	0	1	2	0	DET 2016, DET 2017
ERIKSSON, Loui	1	0	0	0	E	0	BOS 2016
ERSKINE, John	1	0	1	1	E	7	WSH 2011
FABBRI, Robby	1	0	2	2	2	2	STL 2017
FABBRO, Dante	2	1	0	1	-1	0	NSH 2020, NSH 2022
FAKSA, Radek	1	0	1	1	1	2	DAL 2020
FARABEE, Joel	1	1	0	1	-2	0	PHI 2021
FAST, Jesper	1	0	1	1	1	0	NYR 2018
FAULK, Justin	1	0	0	0	E	0	STL 2022
FAYNE, Mark	1	0	1	1	1	2	NJD 2014
FEDOTENKO, Ruslan	1	0	0	0	-1	0	NYR 2012
FEHR, Eric	3	3	1	4	3	2	WSH 2011, WSH 2015, PIT 2017
ERENCE, Andrew	1	0	0	0	E	0	BOS 2010
FERGUSON, Scott	1	0	0	0	-1	0	EDM 2003
FERRARO, Landon	1	0	0	0	E	0	BOS 2016
FIALA, Kevin	1	1	0	1	E	0	MIN 2022
FILPPULA, Valtteri	1	0	0	0	-1	2	DET 2009
FISTRIC, Mark	1	0	0	0	E	0	ANA 2014
FLEISCHMANN, Tomas	1	0	0	0	1	0	MTL 2016
FLYNN, Brian	1	0	1	1	2	0	MTL 2016
FOLIGNO, Marcus	1	0	0	0	E	0	MIN 2022
FOLIN, Christian	1	0	0	0	E	0	MIN 2016
FONTAINE, Justin	1	0	1	1	E	0	MIN 2016
FOOTE, Cal	1	0	1	1	1	0	TBL 2022
FORSBACKA KARLSSON, Jakob	1	0	0	0	-1	0	BOS 2019
FORSBERG, Filip	2	1	1	2	E	0	NSH 2020, NSH 2022
FORSLING, Gustav	1	0	0	0	-1	2	CHI 2019
FOWLER, Cam	1	0	0	0	1	0	ANA 2014
FRANSON, Cody	1	0	0	0	-2	0	TOR 2014
FRANZEN, Johan	1	0	1	1	2	0	DET 2009
FRASER, Colin	2	0	0	0	-1	2	CHI 2009, LAK 2014
FRATTIN, Matt	1	0	0	0	-1	0	LAK 2014
FREDERIC, Trent	1	1	0	1	E	0	BOS 2021
FRIEDMAN, Mark	1	0	0	0	-1	0	PHI 2021
FRK, Martin	1	0	0	0	-1	0	LAK 2020
FROESE, Byron	1	0	0	0	E	2	MTL 2017
FROLIK, Michael	1	0	0	0	E	0	CGY 2019
GABORIK, Marian	2	1	0	1	E	0	NYR 2012, LAK 2015
GAGNE, Simon	1	0	0	0	E	0	PHI 2010
GALCHENYUK, Alex	2	0	0	0	-3	0	MTL 2016, MTL 2017
GALLAGHER, Brendan	2	1	1	2	1	0	MTL 2016, MTL 2017
GARDINER, Jake	3	0	2	2	1	0	TOR 2014, TOR 2017, TOR 2018
GARRISON, Jason	1	1	0	1	-1	0	VAN 2014
GAUDREAU, Frederick	1	0	0	0	-1	0	MIN 2022
GAUDREAU, Johnny	1	0	1	1	E	0	CGY 2019
GAUNCE, Cameron	1	0	0	0	E	2	PIT 2017
GAUSTAD, Paul	1	0	0	0	E	0	BUF 2008
GAUTHIER, Frederik	1	0	0	0	E	0	TOR 2017
GELINAS, Eric	1	0	0	0	-2	0	NJD 2014
GETZLAF, Ryan	1	0	1	1	1	0	ANA 2014
GIBBONS, Brian	1	0	0	0	-1	0	PIT 2014
GILL, Hal	1	0	0	0	E	2	MTL 2011
GIONTA, Brian	1	0	0	0	-1	0	MTL 2011
GIONTA, Stephen	1	0	0	0	-1	0	NJD 2014
GIORDANO, Mark	2	0	0	0	1	2	CGY 2011, CGY 2019
GIRARD, Samuel	2	2	0	2	1	0	COL 2020, COL 2021
GIRARDI, Dan	3	0	0	0	E	0	NYR 2012, NYR 2014
GIRGENSONS, Zemgus	1	0	0	0	-1	0	BUF 2018
GIROUX, Claude	4	2	2	4	3	0	PHI 2010, PHI 2012, PHI 2017, PHI 2019
GLASS, Cody	1	0	0	0	1	0	VGK 2021
GLASS, Tanner	1	0	0	0	-2	2	PIT 2014
GLENCROSS, Curtis	1	0	1	1	1	0	CGY 2011
GLENDENING, Luke	3	0	1	1	E	0	DET 2014, DET 2016, DET 2017
GOLIGOSKI, Alex	2	0	1	1	1	0	PIT 2011, MIN 2022

Skater	GP	G	A	P	+/-	PIM	Team(s)
GOMEZ, Scott	1	0	0	0	E	0	MTL 2011
GONCHAR, Sergei	1	0	0	0	E	0	PIT 2008
GORGES, Josh	1	0	0	0	-1	0	BUF 2018
GOSTISBEHERE, Shayne	3	1	0	1	-3	4	PHI 2017, PHI 2019, PHI 2021
GRABNER, Michael	2	1	0	1	1	0	NYI 2014, NYR 2018
GRANLUND, Mikael	3	0	1	1	-1	0	MIN 2016, NSH 2020, NSH 2022
GRAVES, Ryan	2	0	0	0	E	0	COL 2020, COL 2021
GREEN, Mike	3	0	3	3	3	4	WSH 2011, WSH 2015, DET 2016
GREENE, Andy	1	0	0	0	E	0	NJD 2014
GREENE, Matt	1	0	0	0	E	0	LAK 2015
GREENING, Colin	1	1	0	1	1	2	OTT 2014
GREENWAY, Jordan	1	0	0	0	-1	0	MIN 2022
GRIFFITH, Seth	1	0	0	0	-3	0	BOS 2016
GRIGORENKO, Mikhail	1	0	1	1	1	0	COL 2016
GRIMALDI, Rocco	1	0	0	0	E	0	NSH 2020
GRYBA, Eric	2	0	1	1	1	4	OTT 2014, EDM 2016
GRZELCYK, Matt	1	0	1	1	1	4	BOS 2019
GUDAS, Radko	1	0	0	0	E	0	PHI 2017
GUENTZEL, Jake	2	0	2	2	1	2	PIT 2017, PIT 2019
GUNNARSSON, Carl	2	0	0	0	2	0	TOR 2014, STL 2017
GURIANOV, Denis	1	0	0	0	E	0	DAL 2020
GUSTAFSSON, David	1	0	0	0	E	0	WPG 2019
GUSTAFSSON, Erik	2	0	1	1	E	2	CHI 2019, PHI 2021
HAGELIN, Carl	4	1	0	1	E	0	NYR 2012, NYR 2014, PIT 2017
HAGG, Robert	3	0	1	1	1	4	PHI 2019, PHI 2021, BUF 2022
HAGMAN, Niklas	1	0	0	0	E	0	CGY 2011
HAGUE, Nicolas	1	0	0	0	1	0	VGK 2021
HAINSEY, Ron	2	0	0	0	E	0	PIT 2017, TOR 2018
HALL, Adam	1	0	0	0	E	0	PIT 2008
HALPERN, Jeff	1	0	0	0	E	0	MTL 2011
HAMHUIS, Dan	2	0	1	1	-1	0	VAN 2014, NSH 2020
HAMONIC, Travis	1	0	0	0	E	0	CGY 2019
HAMRLIK, Roman	1	0	0	0	-1	4	MTL 2011
HANDZUS, Michal	1	0	1	1	1	0	CHI 2014
HANIFIN, Noah	1	0	0	0	E	0	CGY 2019
HANNAN, Scott	2	0	0	0	1	0	WSH 2011, SJS 2015
HANSEN, Jannik	1	0	1	1	-1	2	VAN 2014
HARPUR, Ben	1	0	0	0	E	0	NSH 2022
HARTMAN, Ryan	2	1	1	2	E	4	CHI 2017, MIN 2022
HARTNELL, Scott	2	0	2	2	1	12	PHI 2010, PHI 2012
HAULA, Erik	1	1	2	3	3	0	MIN 2016
HAVLAT, Martin	1	1	2	3	E	0	CHI 2009
HAYDEN, John	1	0	0	0	-1	2	BUF 2022
HAYES, Jimmy	1	0	1	1	E	4	BOS 2016
HAYES, Kevin	2	0	3	3	1	2	NYR 2018, PHI 2021
HECHT, Jochen	1	0	0	0	-1	0	BUF 2008
HEDMAN, Victor	1	0	1	1	E	2	TBL 2022
HEINEN, Danton	1	0	0	0	E	0	BOS 2019
HEISKANEN, Miro	1	0	0	0	1	0	DAL 2020
HELM, Darren	1	1	1	2	3	0	DET 2016
HEMSKY, Ales	1	0	0	0	-2	0	EDM 2003
HENDRICKS, Matt	1	0	0	0	E	0	WSH 2011
HENRIQUE, Adam	1	0	0	0	-3	0	NJD 2014
HERTL, Tomas	1	0	0	0	E	0	SJS 2015
HICKEY, Thomas	1	0	0	0	-1	0	NYI 2014
HIGGINS, Chris	1	0	0	0	-2	0	VAN 2014
HILLEN, Jack	1	0	1	1	1	0	WSH 2015
HINOSTROZA, Vinnie	3	2	1	3	E	2	CHI 2016, CHI 2017, BUF 2022
HINTZ, Roope	1	0	1	1	E	0	DAL 2020
HJALMARSSON, Niklas	4	0	0	0	E	0	CHI 2014, CHI 2015, CHI 2016, CHI 2017
HOFFMAN, Mike	2	0	0	0	E	0	OTT 2014, OTT 2017
HOLDEN, Nick	3	0	0	0	-2	2	COL 2016, NYR 2018, VGK 2021
HOLL, Justin	1	0	0	0	-1	0	TOR 2022
HOLLAND, Peter	1	0	0	0	E	0	TOR 2014
HOLMSTROM, Tomas	1	0	1	1	1	0	DET 2009
HORCOFF, Shawn	1	0	0	0	E	0	EDM 2003
HORNQVIST, Patric	2	0	1	1	1	0	PIT 2017, PIT 2019

Skater	GP	G	A	P	+/-	PIM	Team(s)
HOSSA, Marian	3	0	4	4	2	2	DET 2009, CHI 2014, CHI 2015
HUDLER, Jiri	1	2	1	3	3	0	DET 2009
HUDON, Charles	1	0	0	0	E	0	MTL 2017
HUNWICK, Matt	2	0	0	0	-1	0	BOS 2010, TOR 2017
HYMAN, Zach	2	1	2	3	-1	0	TOR 2017, TOR 2018
IAFALLO, Alex	1	0	2	2	3	0	LAK 2020
IGINLA, Jarome	2	0	1	1	-1	0	CGY 2011, COL 2016
IRWIN, Matt	2	0	0	0	-2	2	SJS 2015, NSH 2020
ISBISTER, Brad	1	0	0	0	2	0	EDM 2003
JACKMAN, Tim	2	0	0	0	1	5	CGY 2011, ANA 2014
JAGR, Jaromir	2	0	2	2	1	0	PHI 2012, NJD 2014
JANMARK, Mattias	1	1	1	2	1	0	DAL 2020
JARNKROK, Calle	1	0	0	0	E	0	NSH 2020
JASKIN, Dmitrij	1	0	0	0	E	0	STL 2017
JEANNOT, Tanner	1	1	0	1	E	2	NSH 2022
JENSEN, Nick	1	0	0	0	-2	2	DET 2017
JERABEK, Jakub	1	0	0	0	-1	0	MTL 2017
JOHANSEN, Ryan	2	0	1	1	-1	9	NSH 2020, NSH 2022
JOHANSSON, Marcus	2	0	1	1	2	0	WSH 2011, WSH 2015
JOHNSON, Erik	2	0	0	0	E	0	COL 2016, COL 2020
JOHNSON, Jack	1	0	0	0	1	2	PIT 2019
JOKIHARJU, Henri	1	0	0	0	E	2	BUF 2022
JOKINEN, Jussi	1	0	0	0	1	0	PIT 2014
JOKINEN, Olli	1	0	1	1	E	0	CGY 2011
JOSEFSON, Jacob	2	0	0	0	1	2	NJD 2014, BUF 2018
JOSEPH, Mathieu	1	0	0	0	E	2	TBL 2022
JOSI, Roman	2	0	2	2	E	2	NSH 2020, NSH 2022
JOST, Tyson	2	0	0	0	E	2	COL 2020, COL 2021
JUNEAU, Joe	1	0	0	0	-1	0	MTL 2003
JURCO, Tomas	1	0	0	0	-1	0	DET 2016
KADRI, Nazem	4	1	0	1	-1	2	TOR 2014, TOR 2017, TOR 2018, COL 2021
KAHUN, Dominik	1	1	0	1	1	0	CHI 2019
KALININ, Dmitri	1	0	0	0	E	0	BUF 2008
KAMENEV, Vladislav	1	0	0	0	E	0	COL 2020
KAMPF, David	2	0	1	1	E	0	CHI 2019, TOR 2022
KANE, Evander	1	0	0	0	1	0	BUF 2018
KANE, Patrick	6	1	2	3	-4	2	CHI 2009, CHI 2014, CHI 2015, CHI 2016, CHI 2017, CHI 2019
KAPANEN, Kasper	1	0	0	0	-1	0	TOR 2018
KAPRIZOV, Kirill	1	1	2	3	1	0	MIN 2022
KARLSSON, Erik	2	1	1	2	2	0	OTT 2014, OTT 2017
KARLSSON, Melker	1	0	0	0	-1	0	SJS 2015
KARLSSON, William	1	0	0	0	E	0	VGK 2021
KASE, Ondrej	1	1	0	1	E	0	TOR 2022
KASSIAN, Zack	2	2	1	3	3	2	VAN 2014, EDM 2016
KEITH, Duncan	6	1	2	3	-4	4	CHI 2009, CHI 2014, CHI 2015, CHI 2016, CHI 2017, CHI 2019
KEMPE, Adrian	1	0	0	0	-1	0	LAK 2020
KEMPNY, Michal	2	1	0	1	1	0	CHI 2017, WSH 2018
KENNEDY, Tyler	3	0	0	0	-2	0	PIT 2008, PIT 2011, SJS 2015
KERFOOT, Alexander	1	0	1	1	1	0	TOR 2022
KERO, Tanner	1	0	0	0	E	0	CHI 2017
KESLER, Ryan	1	0	0	0	-1	0	VAN 2014
KESSEL, Phil	3	0	2	2	3	0	TOR 2014, PIT 2017, PIT 2019
KHOKHLACHEV, Alex	1	0	0	0	-1	0	BOS 2016
KILGER, Chad	1	0	0	0	-1	2	MTL 2003
KILLORN, Alex	1	0	1	1	1	0	TBL 2022
KINDL, Jakub	1	0	0	0	-1	2	DET 2014
KING, Dwight	2	0	0	0	-2	0	LAK 2014, LAK 2015
KLEFBOM, Oscar	1	0	0	0	1	0	EDM 2016
KLEIN, Kevin	2	0	0	0	E	0	NYR 2014
KLINGBERG, John	1	0	2	2	1	0	DAL 2020
KNUBLE, Mike	1	1	0	1	E	2	WSH 2011
KOIVU, Mikko	1	0	0	0	1	2	MIN 2016
KOIVU, Saku	2	0	0	0	1	0	MTL 2003, ANA 2014
KOLESAR, Keegan	1	0	0	0	1	0	VGK 2021
KOMAROV, Leo	2	1	0	1	1	0	TOR 2017, TOR 2018
KONECNY, Travis	1	0	0	0	E	0	PHI 2019
KOPITAR, Anze	3	0	2	2	4	0	LAK 2014, LAK 2015, LAK 2020

Skater	GP	G	A	P	+/-	PIM	Team(s)
KOSTIN, Klim	1	0	0	0	1	0	STL 2022
KOSTITSYN, Andrei	1	0	0	0	E	0	MTL 2011
KOSTOPOULOS, Tom	1	0	0	0	E	0	CGY 2011
KOTALIK, Ales	1	0	0	0	1	0	BUF 2008
KREBS, Peyton	1	2	0	2	4	0	BUF 2022
KREIDER, Chris	2	0	0	0	1	0	NYR 2014
KREJCI, David	2	0	2	2	E	2	BOS 2010, BOS 2019
KRONWALL, Niklas	4	0	2	2	E	0	DET 2009, DET 2014, DET 2016, DET 2017
KRUG, Torey	3	1	1	2	E	4	BOS 2016, BOS 2019, STL 2022
KRUGER, Marcus	3	0	0	0	-2	2	CHI 2014, CHI 2015, CHI 2019
KUCHEROV, Nikita	1	1	1	2	E	0	TBL 2022
KUHNHACKL, Tom	1	0	1	1	1	0	PIT 2017
KULEMIN, Nikolay	1	0	0	0	E	0	TOR 2014
KULIKOV, Dmitry	2	0	0	0	-1	2	WPG 2019, MIN 2022
KUNIN, Luke	1	0	0	0	E	0	NSH 2022
KUNITZ, Chris	3	0	0	0	-2	4	PIT 2011, PIT 2014, PIT 2017
KURALY, Sean	2	1	0	1	E	2	BOS 2019, BOS 2021
KUZNETSOV, Evgeny	2	1	2	3	E	0	WSH 2015, WSH 2018
KYLINGTON, Oliver	1	0	0	0	E	0	CGY 2019
KYROU, Jordan	1	2	2	4	1	0	STL 2022
LADD, Andrew	1	0	0	0	-1	0	CHI 2009
LAICH, Brooks	2	0	0	0	E	2	WSH 2011, WSH 2015
LAINE, Patrik	2	0	1	1	-2	0	WPG 2016, WPG 2019
LANDER, Anton	1	0	0	0	1	0	EDM 2016
LANDESKOG, Gabriel	3	0	2	2	-2	4	COL 2016, COL 2020, COL 2021
LANGDON, Darren	1	0	0	0	E	0	MTL 2003
LAPERRIERE, Ian	1	0	0	0	E	0	PHI 2010
LARAQUE, Georges	2	0	0	0	E	0	EDM 2003, PIT 2008
LARKIN, Dylan	2	1	0	1	-1	0	DET 2016, DET 2017
LARSSON, Adam	1	0	0	0	2	0	EDM 2016
LARSSON, Johan	1	0	0	0	E	0	BUF 2018
LASHOFF, Brian	1	0	0	0	E	0	DET 2014
LATTA, Michael	1	0	0	0	E	0	WSH 2015
LAUGHTON, Scott	1	0	0	0	-2	0	PHI 2019
LAUZON, Jeremy	1	0	0	0	1	0	BOS 2021
LEBDA, Brett	1	1	0	1	1	2	DET 2009
LEDDY, Nick	1	0	1	1	3	0	CHI 2014
LEHTERA, Jori	1	0	1	1	2	0	STL 2017
LETANG, Kris	3	0	2	2	2	2	PIT 2008, PIT 2011, PIT 2019
LETESTU, Mark	2	1	0	1	1	0	PIT 2011, EDM 2016
LEWIS, Trevor	3	0	0	0	E	0	LAK 2014, LAK 2015, LAK 2020
LIDSTROM, Nicklas	1	0	0	0	2	0	DET 2009
LILJA, Andreas	2	0	0	0	-2	2	DET 2009, PHI 2012
LILJEGREN, Timothy	1	0	0	0	E	2	TOR 2022
LINDBLOM, Oskar	1	0	1	1	E	0	PHI 2019
LINDELL, Esa	1	0	1	1	1	0	DAL 2020
LINDHOLM, Elias	1	1	0	1	E	0	CGY 2019
LINDHOLM, Hampus	1	0	0	0	1	2	ANA 2014
LITTLE, Bryan	1	1	0	1	1	0	WPG 2019
LIZOTTE, Blake	1	0	0	0	E	2	LAK 2020
LOVEJOY, Ben	1	0	0	0	1	0	ANA 2014
LOWRY, Adam	2	0	0	0	-1	2	WPG 2016, WPG 2019
LUCIC, Milan	2	0	0	0	E	2	EDM 2016, CGY 2019
LUFF, Matt	1	0	0	0	-1	0	NSH 2022
LUPUL, Joffrey	1	0	0	0	-1	2	TOR 2014
LYDMAN, Toni	1	0	0	0	E	0	BUF 2008
LYUBUSHKIN, Ilya	1	0	0	0	E	2	TOR 2022
MAATTA, Olli	1	0	0	0	E	0	PIT 2014
MacARTHUR, Clarke	1	1	1	2	1	0	OTT 2014
MacDERMID, Kurtis	1	0	0	0	-1	0	LAK 2020
MacDONALD, Andrew	3	0	1	1	-1	0	NYI 2014, PHI 2017, PHI 2019
MacKINNON, Nathan	3	2	3	5	1	0	COL 2016, COL 2020, COL 2021
MAIR, Adam	1	0	0	0	E	0	BUF 2008
MAKAR, Cale	2	0	0	0	-1	2	COL 2020, COL 2021
MALKIN, Evgeni	5	2	1	3	4	4	PIT 2008, PIT 2011, PIT 2014, PIT 2017, PIT 2019
MALONE, Ryan	1	0	0	0	-1	0	PIT 2008
MALTBY, Kirk	1	0	0	0	E	0	DET 2009

Skater	GP	G	A	P	+/-	PIM	Team(s)
MANGIAPANE, Andrew	1	0	0	0	E	0	CGY 2019
MANNING, Brandon	1	0	0	0	E	2	PHI 2017
MANTHA, Anthony	1	2	1	3	1	0	DET 2017
MARA, Paul	1	0	0	0	E	0	MTL 2011
MARCHAND, Brad	2	1	2	3	4	0	BOS 2019, BOS 2021
MARCHENKO, Alexey	1	0	0	0	-1	0	DET 2016
MARCHESSAULT, Jonathan	1	0	1	1	E	0	VGK 2021
MARKOV, Andrei	2	0	0	0	E	0	MTL 2003, MTL 2016
MARLEAU, Patrick	2	0	1	1	-2	0	SJS 2015, TOR 2018
MARNER, Mitchell	3	1	0	1	-4	0	TOR 2017, TOR 2018, TOR 2022
MAROON, Pat	3	0	0	0	E	7	ANA 2014, EDM 2016, TBL 2022
MARTIN, Matt	2	0	0	0	E	5	NYI 2014, TOR 2017
MARTIN, Paul	1	0	0	0	-1	2	PIT 2011
MARTINEZ, Alec	3	1	0	1	E	0	LAK 2014, LAK 2020, VGK 2021
MARTINSEN, Andreas	1	0	0	0	-1	0	CHI 2019
MASHINTER, Brandon	1	0	0	0	-1	0	CHI 2016
MATTHEWS, Auston	2	3	0	3	-2	2	TOR 2017, TOR 2022
MATTHIAS, Shawn	2	0	0	0	-2	0	COL 2016, WPG 2016
McAVOY, Charlie	1	1	0	1	2	0	BOS 2021
McBAIN, Jamie	1	0	0	0	E	0	LAK 2015
McCABE, Jake	1	0	0	0	-1	0	BUF 2018
McCANN, Jared	1	0	0	0	E	0	PIT 2019
McCARRON, Michael	1	0	0	0	-1	5	NSH 2022
McCLEMENT, Jay	1	0	0	0	E	2	TOR 2014
McDAVID, Connor	1	0	1	1	1	2	EDM 2016
McDONAGH, Ryan	5	0	0	0	1	6	NYR 2012, NYR 2014, NYR 2018, TBL 2022
McDONALD, Colin	1	0	0	0	E	0	NYI 2014
McLEOD, Cody	1	0	0	0	-1	4	COL 2016
McNABB, Brayden	1	0	0	0	E	0	LAK 2015
McQUAID, Adam	1	1	0	1	E	2	BOS 2016
MERRILL, Jon	1	0	0	0	-1	0	MIN 2022
MESZAROS, Andrej	1	0	0	0	-1	0	PHI 2012
METHOT, Marc	1	0	0	0	-1	0	OTT 2014
MICHALEK, Milan	1	0	1	1	E	0	OTT 2014
MICHALEK, Zbynek	1	0	0	0	-1	0	PIT 2011
MIKHEYEV, Ilya	1	0	0	0	-1	10	TOR 2022
MIKKOLA, Niko	1	0	0	0	1	2	STL 2022
MILLER, Drew	2	0	0	0	-1	0	DET 2014, DET 2017
MILLER, J.T.	1	1	1	2	1	0	NYR 2018
MILLER, Kevan	2	0	0	0	-2	2	BOS 2016, BOS 2019
MITCHELL, John	2	0	2	2	1	0	NYR 2012, COL 2016
MITCHELL, Torrey	1	0	0	0	2	0	MTL 2016
MITCHELL, Willie	1	0	0	0	-1	0	LAK 2014
MITTELSTADT, Casey	1	0	0	0	-1	0	BUF 2022
MOEN, Travis	1	0	0	0	E	0	MTL 2011
MONAHAN, Sean	1	0	1	1	E	4	CGY 2019
MOORE, Dominic	3	1	2	3	E	2	NYR 2014, TOR 2018
MOORE, John	4	0	3	3	1	0	NYR 2014, BOS 2019, BOS 2021
MOORE, Trevor	1	0	0	0	E	0	LAK 2020
MOREAU, Ethan	1	0	0	0	-1	0	EDM 2003
MORIN, Samuel	1	0	0	0	-1	0	PHI 2021
MORRIS, Derek	1	0	1	1	E	0	BOS 2010
MORRISON, Brendan	1	0	2	2	1	0	CGY 2011
MORRISSEY, Josh	2	1	0	1	-1	0	WPG 2016, WPG 2019
MORROW, Joe	1	0	0	0	-3	0	BOS 2016
MOSS, David	1	0	0	0	E	0	CGY 2011
MOTTE, Tyler	1	0	0	0	-1	0	CHI 2017
MURPHY, Connor	1	0	0	0	1	0	CHI 2019
MUZZIN, Jake	2	0	1	1	E	2	LAK 2014, LAK 2015
MYERS, Philippe	3	0	0	0	-2	2	PHI 2019, PHI 2021, NSH 2022
MYERS, Tyler	1	0	0	0	E	2	WPG 2016
NASH, Rick	3	1	0	1	E	2	NYR 2014, NYR 2018
NEAL, James	1	1	0	1	1	0	PIT 2014
NEIL, Chris	1	0	1	1	1	4	OTT 2014
NELSON, Brock	1	1	0	1	E	0	NYI 2014
NICHUSHKIN, Valeri	2	0	0	0	E	0	COL 2020, COL 2021
NIEDERREITER, Nino	1	1	1	2	3	0	MIN 2016

Skater	GP	G	A	P	+/-	PIM	Team(s)
NIELSEN, Frans	2	0	0	0	-2	0	NYI 2014, DET 2017
NIETO, Matt	2	0	0	0	E	0	SJS 2015, COL 2020
NIEVES, Boo	1	0	1	1	1	0	NYR 2018
NISKANEN, Matt	3	0	0	0	3	4	PIT 2014, WSH 2015, WSH 2018
NOLAN, Jordan	3	0	0	0	1	0	LAK 2014, LAK 2015, BUF 2018
NORDSTROM, Joakim	1	0	0	0	E	0	BOS 2019
NUGENT-HOPKINS, Ryan	1	0	1	1	1	0	EDM 2016
NURSE, Darnell	1	1	0	1	1	2	EDM 2016
NYLANDER, William	3	0	2	2	E	2	TOR 2017, TOR 2018, TOR 2022
NYQUIST, Gustav	3	1	1	2	2	0	DET 2014, DET 2016, DET 2017
ODUYA, Johnny	3	0	0	0	1	4	CHI 2014, CHI 2015, OTT 2017
OKPOSO, Kyle	3	0	3	3	E	4	NYI 2014, BUF 2018, BUF 2022
OLEKSIK, Jamie	1	0	0	0	E	0	DAL 2020
OLOFSSON, Victor	1	0	0	0	-1	0	BUF 2022
O'REILLY, Ryan	2	0	2	2	1	0	BUF 2018, STL 2022
ORLOV, Dmitry	1	0	1	1	1	0	WSH 2018
ORPIK, Brooks	5	0	0	0	-3	0	PIT 2008, PIT 2011, PIT 2014, WSH 2015, WSH 2018
ORR, Colton	1	0	0	0	E	0	TOR 2014
OSHIE, T.J.	1	0	0	0	E	0	WSH 2018
OTT, Steve	1	0	0	0	E	5	DET 2017
OUELLET, Xavier	1	0	1	1	E	0	DET 2017
OVECHKIN, Alex	3	2	1	3	E	0	WSH 2011, WSH 2015, WSH 2018
PACIORETTY, Max	4	1	1	2	-3	2	MTL 2011, MTL 2016, MTL 2017, VGK 2021
PAETSCH, Nathan	1	0	0	0	E	0	BUF 2008
PAGEAU, Jean-Gabriel	1	1	0	1	2	0	OTT 2017
PAILLE, Daniel	2	0	1	1	1	0	BUF 2008, BOS 2010
PALAT, Ondrej	1	0	0	0	E	0	TBL 2022
PALMIERI, Kyle	1	0	1	1	1	4	ANA 2014
PANARIN, Artemi	2	0	1	1	-3	2	CHI 2016, CHI 2017
PANIK, Richard	2	0	0	0	-2	0	CHI 2016, CHI 2017
PARAYKO, Colton	2	0	0	0	E	2	STL 2017, STL 2022
PARISE, Zach	1	0	0	0	E	2	MIN 2016
PASTRNAK, David	2	4	1	5	4	0	BOS 2019, BOS 2021
PATRICK, Nolan	2	0	1	1	E	0	PHI 2019, PHI 2021
PAVELSKI, Joe	2	0	0	0	2	0	SJS 2015, DAL 2020
PEARSON, Tanner	1	0	0	0	E	0	PIT 2019
PENNER, Dustin	1	0	0	0	1	0	ANA 2014
PERLINI, Brendan	1	1	0	1	E	0	CHI 2019
PERREAULT, Mathieu	3	0	0	0	-1	2	WSH 2011, WPG 2016, WPG 2019
PERREAULT, Yanic	1	2	0	2	1	0	MTL 2003
PERRON, David	2	1	0	1	-1	0	STL 2017, STL 2022
PERRY, Corey	3	1	0	1	1	15	ANA 2014, DAL 2020, TBL 2022
PERUNOVICH, Scott	1	0	0	0	E	0	STL 2022
PETERS, Andrew	1	0	0	0	E	0	BUF 2008
PETRY, Jeff	2	0	0	0	-3	0	MTL 2016, MTL 2017
PETTERSSON, Marcus	1	0	0	0	-1	0	PIT 2019
PHANEUF, Dion	2	0	2	2	3	2	TOR 2014, OTT 2017
PHILLIPS, Chris	1	0	0	0	2	2	OTT 2014
PIETRANGELO, Alex	2	0	1	1	E	2	STL 2017, VGK 2021
PIONK, Neal	1	0	1	1	1	0	WPG 2019
PISANI, Fernando	1	0	0	0	-1	0	EDM 2003
PITLICK, Rem	1	1	0	1	1	2	MIN 2022
PITLICK, Tyler	1	0	0	0	E	0	EDM 2016
PLEKANEC, Tomas	4	0	2	2	1	2	MTL 2011, MTL 2016, MTL 2017, TOR 2018
POINT, Brayden	1	1	0	1	E	0	TBL 2022
POLAK, Roman	3	0	1	1	E	0	TOR 2017, TOR 2018, DAL 2020
POMINVILLE, Jason	3	1	2	3	E	0	BUF 2008, MIN 2016, BUF 2018
POOLMAN, Tucker	1	0	0	0	E	0	WPG 2019
POSTMA, Paul	1	0	0	0	E	0	WPG 2016
POULIOT, Benoit	5	1	2	3	2	0	MTL 2011, NYR 2014, EDM 2016, BUF 2018
POWE, Darroll	1	0	0	0	E	0	PHI 2010
PRONGER, Chris	1	0	0	0	E	0	PHI 2010
PROVOROV, Ivan	3	0	1	1	-4	2	PHI 2017, PHI 2019, PHI 2021
PRUST, Brandon	1	0	2	2	2	0	NYR 2012
PULJUJARVI, Jesse	1	0	0	0	E	0	EDM 2016
PYATT, Taylor	1	0	0	0	-3	0	PIT 2014
PYATT, Tom	1	0	1	1	1	0	OTT 2017

Skater	GP	G	A	P	+/-	PIM	Team(s)
PYSYK, Mark	1	0	0	0	1	0	BUF 2022
QUINCEY, Kyle	2	0	0	0	1	0	DET 2014, DET 2016
QUINE, Alan	1	0	0	0	E	0	CGY 2019
QUINTAL, Stephane	1	0	0	0	-2	0	MTL 2003
RADDYSH, Taylor	1	0	0	0	E	0	TBL 2022
RADULOV, Alexander	1	1	0	1	E	0	DAL 2020
RAFALSKI, Brian	1	1	2	3	2	0	DET 2009
RAFFL, Michael	3	0	0	0	-4	0	PHI 2017, PHI 2019, PHI 2021
RANGER, Paul	1	0	0	0	-1	0	TOR 2014
RANTANEN, Mikko	2	0	3	3	E	0	COL 2020, COL 2021
RASK, Victor	1	0	1	1	E	0	MIN 2022
RASMUSSEN, Dennis	2	0	0	0	E	0	CHI 2016, CHI 2017
RAYMOND, Mason	1	0	0	0	-1	0	TOR 2014
READ, Matt	2	0	0	0	-1	0	PHI 2012, PHI 2017
REAVES, Ryan	2	0	0	0	E	2	STL 2017, VGK 2021
RECCHI, Mark	1	1	0	1	E	0	BOS 2010
REGHR, Robyn	3	0	0	0	-1	2	CGY 2011, LAK 2014, LAK 2015
REGIN, Peter	1	0	0	0	E	0	NYI 2014
REILLY, Mike	1	0	1	1	E	0	MIN 2016
REINHART, Sam	1	1	0	1	-1	0	BUF 2018
RIBEIRO, Mike	1	0	1	1	1	0	MTL 2003
RICHARDS, Brad	5	2	0	2	E	4	NYR 2012, NYR 2014, CHI 2015, DET 2016
RICHARDS, Mike	2	0	0	0	-3	0	PHI 2010, LAK 2014
RICHARDSON, Brad	1	0	0	0	E	2	VAN 2014
RIEDER, Tobias	1	0	0	0	E	0	CGY 2019
RIELLY, Morgan	4	0	1	1	-4	0	TOR 2014, TOR 2017, TOR 2018, TOR 2022
RINALDO, Zac	1	0	0	0	-3	0	BOS 2016
RISTOLAINEN, Rasmus	1	1	1	2	1	0	BUF 2018
RITCHIE, Nick	1	1	1	2	2	0	BOS 2021
RIVET, Craig	1	0	1	1	1	0	MTL 2003
RODRIGUES, Evan	1	0	0	0	-1	0	BUF 2018
ROSLOVIC, Jack	1	0	0	0	E	0	WPG 2019
ROY, Derek	1	0	0	0	E	0	BUF 2008
ROY, Matt	1	0	0	0	1	0	LAK 2020
ROY, Nicolas	1	0	0	0	-1	0	VGK 2021
ROZSIVAL, Michal	3	0	1	1	2	17	CHI 2014, CHI 2015, CHI 2016
RUHWEDEL, Chad	2	1	0	1	-1	0	PIT 2017, PIT 2019
RUNDBLAD, David	1	0	0	0	E	0	CHI 2015
RUPP, Mike	2	2	0	2	2	5	PIT 2011, NYR 2012
RUSSELL, Kris	1	0	0	0	1	0	EDM 2016
RUST, Bryan	1	0	0	0	-2	0	PIT 2019
RUTTA, Jan	1	0	0	0	E	0	TBL 2022
RUUTU, Jarkko	1	0	0	0	E	0	PIT 2008
RYAN, Bobby	2	1	0	1	1	0	OTT 2014, OTT 2017
RYAN, Derek	1	0	0	0	-1	0	CGY 2019
RYAN, Joakim	1	0	1	1	2	0	LAK 2020
RYAN, Michael	1	0	0	0	E	0	BUF 2008
RYDER, Michael	3	0	1	1	-2	0	MTL 2003, BOS 2010, NJD 2014
SAAD, Brandon	5	1	1	2	6	2	CHI 2014, CHI 2015, CHI 2019, COL 2021, STL 2022
SALVADOR, Bryce	1	0	0	0	-3	0	NJD 2014
SAMUELSSON, Mattias	1	0	1	1	2	0	BUF 2022
SAMUELSSON, Mikael	1	1	0	1	E	0	DET 2009
SANDIN, Rasmus	1	0	0	0	-1	0	TOR 2022
SANHEIM, Travis	2	0	1	1	-2	0	PHI 2019, PHI 2021
SARICH, Cory	1	0	1	1	2	0	CGY 2011
SAVARD, Marc	1	0	0	0	-1	0	BOS 2010
SCANDELLA, Marco	3	0	2	2	2	0	MIN 2016, BUF 2018, STL 2022
SCHEIFELE, Mark	2	0	1	1	-2	0	WPG 2016, WPG 2019
SCHENN, Brayden	2	1	1	2	E	0	PHI 2012, PHI 2017
SCHLEMKO, David	1	0	0	0	-2	0	MTL 2017
SCHULTZ, Jeff	1	0	0	0	1	0	WSH 2011
SCHULTZ, Justin	2	1	0	1	1	0	PIT 2017, PIT 2019
SCHWARTZ, Jaden	1	0	0	0	1	0	STL 2017
SCOTT, John	1	0	0	0	E	0	SJS 2015
SCUDERI, Rob	2	0	0	0	-3	0	PIT 2008, PIT 2014
SEABROOK, Brent	6	0	1	1	-9	2	CHI 2009, CHI 2014, CHI 2015, CHI 2016, CHI 2017, CHI 2019
SEDIN, Daniel	1	0	0	0	E	0	VAN 2014

Skater	GP	G	A	P	+/-	PIM	Team(s)
SEDIN, Henrik	1	0	0	0	-1	0	VAN 2014
SEGUIN, Tyler	1	0	0	0	E	2	DAL 2020
SEIDENBERG, Dennis	1	0	0	0	-1	0	BOS 2016
SEKERA, Andrej	2	1	0	1	3	2	EDM 2016, DAL 2020
SELANNE, Teemu	1	0	1	1	1	0	ANA 2014
SEMIN, Alexander	1	0	0	0	-1	0	WSH 2011
SERGACHEV, Mikhail	1	0	0	0	E	0	TBL 2022
SESTITO, Tom	1	0	0	0	-1	2	VAN 2014
SHARP, Patrick	3	2	2	4	3	0	CHI 2009, CHI 2014, CHI 2015
SHATTENKIRK, Kevin	2	0	1	1	2	0	STL 2017, NYR 2018
SHAW, Andrew	4	0	0	0	-2	4	CHI 2014, CHI 2015, CHI 2016, MTL 2017
SHEAHAN, Riley	2	0	1	1	2	0	DET 2016, DET 2017
SHEPPARD, James	1	0	0	0	E	0	SJS 2015
SHORE, Nicholas	1	0	0	0	E	0	LAK 2015
SIKURA, Dylan	1	0	1	1	1	0	CHI 2019
SIMMONDS, Wayne	4	0	0	0	E	4	PHI 2012, PHI 2017, PHI 2019, TOR 2022
SISSONS, Colton	1	0	1	1	E	0	NSH 2022
SKILLE, Jack	1	0	0	0	-1	0	COL 2016
SKINNER, Jeff	1	0	0	0	E	0	BUF 2022
SKJEI, Brady	1	0	0	0	1	0	NYR 2018
SMITH, Ben	2	0	0	0	-1	0	CHI 2014, CHI 2015
SMITH, Brendan	3	0	1	1	4	4	DET 2014, DET 2017, NYR 2018
SMITH, Craig	2	0	2	2	1	0	NSH 2020, BOS 2021
SMITH, Jason	1	0	0	0	1	0	EDM 2003
SMITH, Reilly	1	0	0	0	E	0	VGK 2021
SMITH, Zack	2	0	1	1	2	0	OTT 2014, OTT 2017
SMITH-PELLY, Devante	1	0	0	0	E	0	WSH 2018
SMYTH, Ryan	1	0	0	0	E	2	EDM 2003
SOBOTKA, Vladimir	1	0	0	0	E	0	BOS 2010
SODERBERG, Carl	1	0	0	0	-1	0	COL 2016
SOSHNIKOV, Nikita	1	0	0	0	E	0	TOR 2017
SOURAY, Sheldon	1	0	1	1	-1	0	MTL 2003
SPACEK, Jaroslav	1	0	0	0	E	0	BUF 2008
SPEZZA, Jason	2	0	1	1	-1	0	OTT 2014, TOR 2022
SPOONER, Ryan	1	0	1	1	E	0	BOS 2016
SPURGEON, Jared	1	0	0	0	3	0	MIN 2016
STAAL, Jordan	2	0	0	0	-1	0	PIT 2008, PIT 2011
STAAL, Marc	4	1	1	2	6	0	NYR 2012, NYR 2014, NYR 2018
STAFFORD, Drew	1	0	0	0	-1	0	WPG 2016
STAIOS, Steve	2	1	2	3	2	0	EDM 2003, CGY 2011
STAJAN, Matt	1	0	0	0	1	0	CGY 2011
STAMKOS, Steven	1	1	2	3	1	0	TBL 2022
STANTON, Ryan	1	0	0	0	E	2	VAN 2014
STASTNY, Paul	1	0	0	0	E	0	STL 2017
STECKEL, David	1	0	0	0	E	0	WSH 2011
STEEN, Alexander	1	1	1	2	1	0	STL 2017
STEPAN, Derek	3	1	1	2	1	0	NYR 2012, NYR 2014
STEPHENSON, Chandler	2	0	1	1	1	2	WSH 2018, VGK 2021
STOLL, Jarret	4	1	2	3	1	0	EDM 2003, LAK 2014, LAK 2015, MIN 2016
STONE, Mark	2	0	1	1	1	4	OTT 2017, VGK 2021
STRAIT, Brian	1	0	0	0	-1	0	NYI 2014
STRALMAN, Anton	3	0	2	2	5	0	NYR 2012, NYR 2014
STREIT, Mark	1	0	0	0	-2	0	PHI 2017
STROME, Dylan	1	0	0	0	-1	0	CHI 2019
STUART, Brad	1	0	0	0	1	0	DET 2009
STUDNICKA, Jack	1	0	1	1	1	0	BOS 2021
STURM, Marco	1	1	0	1	E	0	BOS 2010
STURM, Nico	1	0	0	0	-2	2	MIN 2022
SUBBAN, P.K.	2	0	1	1	1	2	MTL 2011, MTL 2016
SUNDQVIST, Oskar	1	0	0	0	-1	0	STL 2022
SUNDSTROM, Niklas	1	0	1	1	E	0	MTL 2003
SUSHKO, Maksim	1	0	0	0	-1	0	PHI 2021
SUTER, Ryan	1	0	0	0	3	0	MIN 2016
SUTTER, Brandon	1	0	0	0	-1	0	PIT 2014
SVEDBERG, Viktor	1	0	0	0	-1	0	CHI 2016
SYDOR, Darryl	1	0	0	0	E	0	PIT 2008
SYKORA, Petr	1	0	0	0	E	0	PIT 2008

Skater	GP	G	A	P	+/-	PIM	Team(s)
SYVRET, Danny	1	1	0	1	1	0	PHI 2010
TAFFE, Jeff	1	0	0	0	E	0	PIT 2008
TALBOT, Max	3	0	1	1	-4	6	PIT 2011, PHI 2012, BOS 2016
TALLINDER, Henrik	1	0	0	0	E	0	BUF 2008
TANEV, Brandon	1	0	0	0	E	0	WPG 2016
TANEV, Christopher	1	0	0	0	E	0	VAN 2014
TANGUAY, Alex	2	2	1	3	1	0	CGY 2011, COL 2016
TARASENKO, Vladimir	2	3	0	3	3	0	STL 2017, STL 2022
TATAR, Tomas	3	1	3	4	4	0	DET 2014, DET 2016, DET 2017
TAVARES, John	2	0	1	1	-3	0	NYI 2014, TOR 2022
TERAVAINEN, Teuvo	1	0	0	0	E	0	CHI 2016
THEODORE, Shea	1	0	0	0	-2	0	VGK 2021
THOMAS, Robert	1	0	2	2	E	0	STL 2022
THOMPSON, Nate	1	1	0	1	1	0	OTT 2017
THOMPSON, Tage	1	1	1	2	1	10	BUF 2022
THORNTON, Joe	1	0	0	0	-2	0	SJS 2015
THORNTON, Shawn	1	0	0	0	E	5	BOS 2010
TIMMINS, Conor	1	0	0	0	-1	0	COL 2021
TIMONEN, Kimmo	2	0	0	0	1	4	PHI 2010, PHI 2012
TKACHUK, Matthew	1	0	0	0	-1	0	CGY 2019
TOEWS, Devon	1	1	1	2	1	0	COL 2021
TOEWS, Jonathan	6	2	5	7	-2	6	CHI 2009, CHI 2014, CHI 2015, CHI 2016, CHI 2017, CHI 2019
TOFFOLI, Tyler	2	3	0	3	3	0	LAK 2015, LAK 2020
TOLVANEN, Eeli	1	0	0	0	-1	0	NSH 2022
TOMASINO, Philip	1	0	1	1	E	0	NSH 2022
TOOTOO, Jordin	1	0	0	0	-1	0	CHI 2017
TORRES, Raffi	1	0	0	0	-1	0	EDM 2003
TRENIN, Yakov	1	0	0	0	E	0	NSH 2022
TUCH, Alex	2	1	0	1	2	2	VGK 2021, BUF 2022
TURRIS, Kyle	2	0	0	0	E	0	OTT 2014, NSH 2020
UPSHALL, Scottie	1	0	0	0	E	0	STL 2017
VAAKANAINEN, Urho	1	0	1	1	E	0	BOS 2021
van RIEMSDYK, James	7	3	3	6	-1	2	PHI 2010, PHI 2012, TOR 2014, TOR 2017, TOR 2018, PHI 2019, PHI 2021
van RIEMSDYK, Trevor	2	0	1	1	-2	0	CHI 2016, CHI 2017
VANDEVELDE, Chris	1	0	0	0	E	0	PHI 2017
VANEK, Thomas	4	1	1	2	-1	4	BUF 2008, NYI 2014, MIN 2016, DET 2017
VARONE, Phil	1	0	0	0	E	0	PHI 2019
VATRANO, Frank	1	0	0	0	-1	0	BOS 2016
VERSTEEG, Kris	3	2	1	3	-1	0	CHI 2009, CHI 2014, CHI 2015
VESEY, Jimmy	1	0	0	0	E	0	NYR 2018
VISNOVSKY, Lubomir	1	0	0	0	-1	0	NYI 2014
VITALE, Joe	1	0	0	0	-2	0	PIT 2014
VLASIC, Marc-Edouard	1	0	0	0	-1	0	SJS 2015
VOLCHENKOV, Anton	1	0	0	0	-2	0	NJD 2014
VORACEK, Jakub	3	2	2	4	2	0	PHI 2012, PHI 2017, PHI 2019
VOYNOV, Slava	1	0	0	0	-1	2	LAK 2014
VRANA, Jakub	1	1	0	1	1	0	WSH 2018
WAGNER, Austin	1	0	0	0	E	0	LAK 2020
WAGNER, Chris	2	0	1	1	E	0	BOS 2019, BOS 2021
WALKER, Matt	1	0	0	0	-1	0	CHI 2009
WALKER, Sean	1	0	0	0	-1	0	LAK 2020
WARD, Joel	1	0	0	0	-1	0	WSH 2015
WATSON, Austin	1	0	0	0	-2	0	NSH 2020
WEAL, Jordan	1	0	0	0	-1	0	PHI 2017
WEBER, Shea	1	0	0	0	E	0	MTL 2017
WEBER, Yannick	1	0	0	0	-1	0	MTL 2011
WEISE, Dale	2	0	1	1	-1	2	MTL 2016, PHI 2017
WHEELER, Blake	3	0	0	0	-2	0	BOS 2010, WPG 2016, WPG 2019
WHITE, Ryan	1	0	0	0	E	0	MTL 2011
WHITECLOUD, Zach	1	0	1	1	1	0	VGK 2021
WHITNEY, Ryan	1	0	0	0	E	0	PIT 2008
WIDEMAN, Dennis	1	0	0	0	E	0	BOS 2010
WIERCIOCH, Patrick	1	0	0	0	1	0	OTT 2014
WILLIAMS, Justin	2	0	0	0	-1	0	LAK 2014, LAK 2015
WILSON, Garrett	1	0	0	0	E	2	PIT 2019
WILSON, Scott	1	0	1	1	1	0	PIT 2017
WILSON, Tom	2	0	1	1	1	4	WSH 2015, WSH 2018

Skater	GP	G	A	P	+/-	PIM	Team(s)
WINGELS, Tommy	1	0	1	1	1	0	SJS 2015
WINNIK, Daniel	1	0	0	0	E	0	ANA 2014
WISNIEWSKI, James	2	0	0	0	-1	2	CHI 2009, MTL 2011
YORK, Mike	1	0	0	0	-1	0	EDM 2003
ZADOROV, Nikita	1	0	0	0	-1	0	COL 2020
ZAITSSEV, Nikita	2	0	0	0	-3	0	TOR 2017, TOR 2018
ZAJAC, Travis	1	1	0	1	E	0	NJD 2014
ZEDNIK, Richard	1	2	0	2	2	0	MTL 2003
ZETTERBERG, Henrik	4	0	7	7	4	0	DET 2009, DET 2014, DET 2016, DET 2017
ZIBANEJAD, Mika	2	0	0	0	-1	0	OTT 2014, NYR 2018
ZIDLICKY, Marek	1	0	1	1	-2	2	NJD 2014
ZOLNIERCZYK, Harry	1	0	0	0	-1	0	PHI 2012
ZUBRUS, Dainius	1	0	0	0	-2	0	NJD 2014
ZUCCARELLO, Mats	4	2	3	5	2	2	NYR 2014, NYR 2018, MIN 2022
ZUCKER, Jason	1	0	0	0	E	0	MIN 2016

* * * *

Goaltender	GP	W	L	T	OT	GAA	SV%	SO	Team(s)
ALLEN, Jake	1	1	0	---	0	1.00	.957	0	STL 2017
ANDERSEN, Frederik	2	1	1	---	0	5.69	.855	0	ANA 2014, TOR 2017, TOR 2018
ANDERSON, Craig	3	3	0	---	0	1.33	.958	1	OTT 2014, OTT 2017, BUF 2022
AULD, Alex				---	DNP ---				MTL 2011
BERNIER, Jonathan	1	1	0	---	0	1.85	.953	0	TOR 2014
BIBEAU, Antoine				---	DNP ---				TOR 2017
BINNINGTON, Jordan	1	1	0	---	0	4.00	.879	0	STL 2022
BIRON, Martin				---	DNP ---				NYR 2012
BISHOP, Ben	1	1	0	---	0	2.00	.939	0	DAL 2020
BOBROVSKY, Sergei	1	0	1	---	0	3.07	.909	0	PHI 2012
BOUCHER, Brian				---	DNP ---				PHI 2010
BRODEUR, Martin	1	0	1	---	0	9.00	.714	0	NJD 2014
BROSSOIT, Laurent				---	DNP ---				WPG 2019
BRYZGALOV, Ilya				---	DNP ---				PHI 2012
CONDON, Mike	1	1	0	---	0	1.00	.964	0	MTL 2016, OTT 2017
CONKLIN, Ty	3	2	1	0	0	2.94	.907	0	EDM 2003, PIT 2008, DET 2009
COREAU, Jared	1	0	0	---	1	4.90	.821	0	DET 2017
CRAWFORD, Corey	4	1	3	---	0	3.03	.911	0	CHI 2014, CHI 2015, CHI 2016, CHI 2017
DANSK, Oscar				---	DNP ---				VGK 2021
DARLING, Scott	1	0	0	---	0	3.11	.889	0	CHI 2016, CHI 2017
DELIA, Collin				---	DNP ---				CHI 2019
DeSMITH, Casey				---	DNP ---				PIT 2019
DUBNYK, Devan	1	1	0	---	0	1.00	.969	0	MIN 2016
ELLIOTT, Brian	2	1	0	---	0	3.01	.927	0	PHI 2019, PHI 2021, TBL 2022
FLEURY, Marc-Andre	3	0	3	---	0	3.72	.901	0	PIT 2011, PIT 2014, PIT 2017, VGK 2021
FRANCOUZ, Pavel	1	0	1	---	0	3.54	.857	0	COL 2020
GARON, Mathieu				---	DNP ---				MTL 2003
GRUBAUER, Philipp	2	1	0	---	0	1.76	.932	0	WSH 2018, COL 2020, COL 2021
GUSTAVSSON, Jonas				---	DNP ---				BOS 2016, EDM 2016
HALAK, Jaroslav				---	DNP ---				BOS 2019, BOS 2021
HART, Carter	1	0	1	---	0	9.00	.739	0	PHI 2021
HELLEBUYCK, Connor	2	1	1	---	0	2.04	.935	0	WPG 2016, WPG 2019
HILLER, Jonas	1	1	0	---	0	0.00	1.000	1	ANA 2014
HOLTBY, Braden	2	2	0	---	0	2.00	.938	0	WSH 2015, WSH 2018
HOWARD, Jimmy	1	0	0	---	1	1.85	.923	0	DET 2014, DET 2016
HUET, Cristobal	1	0	1	---	0	8.29	.800	0	CHI 2009
HUSSO, Ville				---	DNP ---				STL 2022
HUTCHINSON, Michael				---	DNP ---				WPG 2016
HUTTON, Carter				---	DNP ---				STL 2017
JOHNSON, Brent				---	DNP ---				PIT 2011
JOHNSON, Chad				---	DNP ---				BUF 2018
JONES, Martin				---	DNP ---				LAK 2014, LAK 2015
KAHKONEN, Kaapo	1	0	0	---	0	0.00	1.000	0	MIN 2022
KALLGREN, Erik				---	DNP ---				TOR 2022
KARLSSON, Henrik				---	DNP ---				CGY 2011
KHABIBULIN, Nikolai	1	0	0	---	0	0.00	1.000	0	CHI 2009
KHUDOBIN, Anton				---	DNP ---				DAL 2020
KIPRUSOFF, Miikka	1	1	0	---	0	0.00	1.000	1	CGY 2011
KUEMPER, Darcy				---	DNP ---				MIN 2016
LACK, Eddie	1	0	1	---	0	3.06	.889	0	VAN 2014
LEHNER, Robin	1	0	0	---	1	2.87	.929	0	OTT 2014, BUF 2018
LEIGHTON, Michael	1	0	0	---	1	1.94	.923	0	PHI 2010
LUNDQVIST, Henrik	4	4	0	---	0	1.98	.934	0	NYR 2012, NYR 2014, NYR 2018
LUONGO, Roberto				---	DNP ---				VAN 2014
MASON, Steve				---	DNP ---				PHI 2017
McELHINNEY, Curtis	1	0	0	---	0	0.00	1.000	0	TOR 2018
MILLER, Ryan	1	0	0	---	1	0.92	.960	0	BUF 2008
MRAZEK, Petr	2	1	1	---	0	3.55	.891	0	DET 2014, DET 2016, DET 2017, TOR 2022
MURRAY, Matt	2	1	0	---	1	2.95	.920	0	PIT 2017, PIT 2019
NABOKOV, Evgeni	1	0	1	---	0	2.04	.941	0	NYI 2014
NEUVIRTH, Michal	1	0	1	---	0	4.00	.862	0	WSH 2011, PHI 2017
NIEMI, Antti	1	0	1	---	0	2.04	.931	0	SJS 2015, MTL 2017
OSGOOD, Chris				---	DNP ---				DET 2009
PAVELEC, Ondrej				---	DNP ---				NYR 2018
PETERS, Justin				---	DNP ---				WSH 2015
PETERSEN, Cal				---	DNP ---				LAK 2020
PICKARD, Calvin				---	DNP ---				COL 2016

Goaltender	GP	W	L	T	OT	GAA	SV%	SO	Team(s)
POULIN, Kevin				---	DNP	---			NYI 2014
PRICE, Carey	2	0	2	---	0	3.06	.919	0	MTL 2011, MTL 2017
QUICK, Jonathan	3	2	1	---	0	1.34	.953	0	LAK 2014, LAK 2015, LAK 2020
RAANTA, Antti				---	DNP	---			CHI 2014, CHI 2015
RASK, Tuukka	3	2	1	---	0	3.34	.885	0	BOS 2010, BOS 2016, BOS 2019, BOS 2021
REIMER, James				---	DNP	---			TOR 2014
RINNE, Pekka	1	0	1	---	0	4.18	.886	0	NSH 2020
RITTICH, David	1	0	0	---	1	1.90	.956	0	CGY 2019, NSH 2022
SABOURIN, Dany				---	DNP	---			PIT 2008
SAROS, Juuse	1	0	1	---	0	3.10	.909	0	NSH 2020, NSH 2022
SCHNEIDER, Cory	1	0	0	---	0	3.00	.800	0	NJD 2014
SCRIVENS, Ben				---	DNP	---			MTL 2016
STALOCK, Alex				---	DNP	---			SJS 2015
TALBOT, Cam	2	1	1	---	0	3.60	.898	1	NYR 2014, EDM 2016, PHI 2019, CGY 2019, MIN 2022
THEODORE, Jose	1	1	0	0	0	3.00	.919	0	MTL 2003
THIBAUT, Jocelyn				---	DNP	---			BUF 2008
THOMAS, Tim	1	1	0	---	0	0.97	.960	0	BOS 2010
TOKARSKI, Dustin				---	DNP	---			BUF 2022
VALIQUETTE, Steve				---	DNP	---			EDM 2003
VARLAMOV, Semyon	2	1	1	---	0	2.51	.917	0	WSH 2011, COL 2016
VASILEVSKIY, Andrei	1	1	0	---	0	2.00	.929	0	TBL 2022
WARD, Cam	1	0	1	---	0	3.06	.914	0	CHI 2019
WERNER, Adam				---	DNP	---			COL 2021
ZATKOFF, Jeff				---	DNP	---			PIT 2014

* * * * *

Head Coach	GC	W	L	T	OT	P%	Team(s)
BABCOCK, Mike	4	2	1	---	1	.625	DET 2009, DET 2014, TOR 2017, TOR 2018
BEDNAR, Jared	2	1	1	---	0	.500	COL 2020, COL 2021
BERUBE, Craig	1	1	0	---	0	1.000	STL 2022
BLASHILL, Jeff	2	1	0	---	1	.750	DET 2016, DET 2017
BOUCHER, Guy	1	1	0	---	0	1.000	OTT 2017
BOUDREAU, Bruce	2	2	0	---	0	1.000	WSH 2011, ANA 2014
BOWNESS, Rick	1	1	0	---	0	1.000	DAL 2020
BYLSMA, Dan	2	0	2	---	0	.000	PIT 2011, PIT 2014
CAPUANO, Jack	1	0	1	---	0	.000	NYI 2014
CARLYLE, Randy	1	1	0	---	0	1.000	TOR 2014
CASSIDY, Bruce	2	2	0	---	0	1.000	BOS 2019, BOS 2021
COLLITON, Jeremy	1	0	1	---	0	.000	CHI 2019
COOPER, Jon	1	1	0	---	0	1.000	TBL 2022
DeBOER, Peter	2	0	2	---	0	.000	NJD 2014, VGK 2021
EVASON, Dean	1	0	1	---	0	.000	MIN 2022
GORDON, Scott	1	1	0	---	0	1.000	PHI 2019
GRANATO, Don	1	1	0	---	0	1.000	BUF 2022
HAKSTOL, Dave	1	0	1	---	0	.000	PHI 2017
HITCHCOCK, Ken	1	1	0	---	0	1.000	STL 2017
HOUSLEY, Phil	1	0	0	---	1	.500	BUF 2018
HYNES, John	1	0	1	---	0	.000	NSH 2022
JULIEN, Claude	4	2	2	0	0	.500	MTL 2003, BOS 2010, BOS 2016, MTL 2017
KEEFE, Sheldon	1	0	1	---	0	.000	TOR 2022
LAVIOLETTE, Peter	3	0	2	---	1	.167	PHI 2010, PHI 2012, NSH 2020
MacLEAN, Paul	1	1	0	---	0	1.000	OTT 2014
MacTAVISH, Craig	1	0	1	0	0	.000	EDM 2003
MARTIN, Jacques	1	0	1	---	0	.000	MTL 2011
MAURICE, Paul	2	1	1	---	0	.500	WPG 2016, WPG 2019
McLELLAN, Todd	3	2	1	---	0	.667	SJS 2015, EDM 2016, LAK 2020
PETERS, Bill	1	0	0	---	1	.500	CGY 2019
QUENNEVILLE, Joel	5	1	4	---	0	.200	CHI 2009, CHI 2014, CHI 2015, CHI 2016, CHI 2017
ROY, Patrick	1	0	1	---	0	.000	COL 2016
RUFF, Lindy	1	0	0	---	1	.500	BUF 2008
SULLIVAN, Mike	2	1	0	---	1	.750	PIT 2017, PIT 2019
SUTTER, Brent	1	1	0	---	0	1.000	CGY 2011
SUTTER, Darryl	2	1	1	---	0	.500	LAK 2014, LAK 2015
THERRIEN, Michel	2	2	0	---	0	1.000	PIT 2008, MTL 2016
TORCHETTI, John	1	1	0	---	0	1.000	MIN 2016
TORTORELLA, John	2	1	1	---	0	.500	NYR 2012, VAN 2014
TROTZ, Barry	2	2	0	---	0	1.000	WSH 2015, WSH 2018
VIGNEAULT, Alain	4	3	1	---	0	.750	NYR 2014, NYR 2018, PHI 2021

OUTDOOR NHL GAME STANDINGS AND TRENDS

2023 Discover NHL Winter Classic Participants Highlighted

Franchise	GP	W	L	OT	GF	GA	Outdoor Games Played
Anaheim Ducks	1	1	0	0	3	0	2014 SS-LA
Boston Bruins	4	3	1	0	14	11	2010 WC, 2016 WC, 2019 WC, 2021 LT-SUN
Buffalo Sabres	3	1	0	2	8	7	2008 WC, 2018 WC, 2022 HC
Calgary Flames	2	1	0	1	5	2	2011 HC, 2019 HC
Chicago Blackhawks	6	1	5	0	15	24	2009 WC, 2014 SS-CHI, 2015 WC, 2016 SS-MIN, 2017 WC, 2019 WC
Colorado Avalanche	3	1	2	0	7	10	2016 SS-COL, 2020 SS, 2021 LT-SAT
Dallas Stars	1	1	0	0	4	2	2020 WC
Detroit Red Wings	4	2	0	2	17	15	2009 WC, 2014 WC, 2016 SS-COL, 2017 CC
Edmonton Oilers	2	1	1	0	6	4	2003 HC, 2016 HC
Los Angeles Kings	3	2	1	0	5	5	2014 SS-LA, 2015 SS, 2020 SS
Minnesota Wild	2	1	1	0	10	7	2016 SS-MIN, 2022 WC
Montreal Canadiens	4	2	2	0	9	11	2003 HC, 2011 HC, 2016 WC, 2017 NC
Nashville Predators	2	0	2	0	4	7	2020 WC, 2022 SS
New Jersey Devils	1	0	1	0	3	7	2014 SS-NY
New York Islanders	1	0	1	0	1	2	2014 SS-NY
New York Rangers	4	4	0	0	15	8	2012 WC, 2014 SS-NY (2 GP), 2018 WC
Ottawa Senators	2	2	0	0	7	2	2014 HC, 2017 NC
Philadelphia Flyers	5	1	3	1	12	19	2010 WC, 2012 WC, 2017 SS, 2019 SS, 2021 LT-SUN
Pittsburgh Penguins	5	2	2	1	11	15	2008 WC, 2011 WC, 2014 SS-CHI, 2017 SS, 2019 SS
San Jose Sharks	1	0	1	0	1	2	2015 SS
St. Louis Blues	2	2	0	0	10	5	2017 WC, 2022 WC
Tampa Bay Lightning	1	1	0	0	3	2	2022 SS
Toronto Maple Leafs	4	2	2	0	12	16	2014 WC, 2017 CC, 2018 SS, 2022 HC
Vancouver Canucks	1	0	1	0	2	4	2014 HC
Vegas Golden Knights	1	0	1	0	2	3	2021 LT-SAT
Washington Capitals	3	3	0	0	11	5	2011 WC, 2015 WC, 2018 SS
Winnipeg Jets	2	1	1	0	2	4	2016 HC, 2019 HC

TRENDS

* Road teams are 19-12-4 in the League's 35 outdoor games to date. Home teams are 16-16-3 overall, but 11-4-1 in the last 16.

* Teams that score first are 19-11-5 in the NHL's 35 outdoor games, including a 14-5-3 record in the last 22 such contests.

* Eighteen of the League's 35 outdoor games have featured a comeback win (51.4%), including seven of the last 10.

* Seven of the NHL's 35 outdoor games have required overtime, with five decided in the 5-minute extra session and two determined in a shootout.

BUILDING AN ICE RINK FOR AN OUTDOOR NHL GAME

Constructing an NHL-caliber ice rink outdoors at a facility designed for a sport other than hockey is a unique challenge. Much more than taking a garden hose into your backyard and flooding an area, for its outdoor games, the National Hockey League uses special equipment, expertise and technology to create an ice rink fit for the best hockey players in the world.

The most important aspects of making outdoor ice for an NHL game are ensuring the conditions meet all of the safety standards required for the players and providing all of the tools necessary for an NHL game. To accommodate its outdoor games, **the NHL designed and built a one-of-a-kind mobile refrigeration unit and rink system.**

The main function of the 53-foot, 300-ton capacity refrigeration unit is to perform the key function of making a great sheet of ice – to remove heat from the surface and stabilize the temperature.

To do this, the unit pumps as much as 3,000 gallons of glycol coolant into custom-made aluminum trays that are configured on the field of the stadium. Running through a series of hoses from the refrigeration unit to the field, the glycol chills the trays in order to keep the ice near its ideal surface temperature of 22°F/ 6°C. Following the placement of the ice trays, the rink boards are installed.

Once the boards are up and the ideal surface temperature is attained, the actual process of building the ice begins. In an NHL arena, the ice is built to a thickness of approximately 1-1.25 inches. An outdoor rink, however, requires up to 2 inches of ice thickness to help withstand the more extreme elements. While many speculate that it takes special water to create the ice, the water used is the same tap water provided into everyone's homes.



Water is added as slowly as possible, in as fine a mist as the process will allow. Workers pass the spray wand over the ice rink hundreds of times, providing a more-even freeze and better-quality playing surface. Each inch of ice thickness requires approximately 10,000 gallons of water. For finishing touches, the ice surface is whitened using approximately 350 gallons of water-soluble paint. The lines and logos then are painted and placed on the surface, with more ice built on top.

Once constructed, monitoring the status of the ice is a 24-hour job. To help this process, a high-tech system called "Eye on the Ice" is embedded in the surface. The technology provides updates on temperatures at different areas of the ice, signaling an alert prompting the need to pump more glycol or engage the in-line heating system in case the weather gets too cold.

#####